



UNEP



IMO

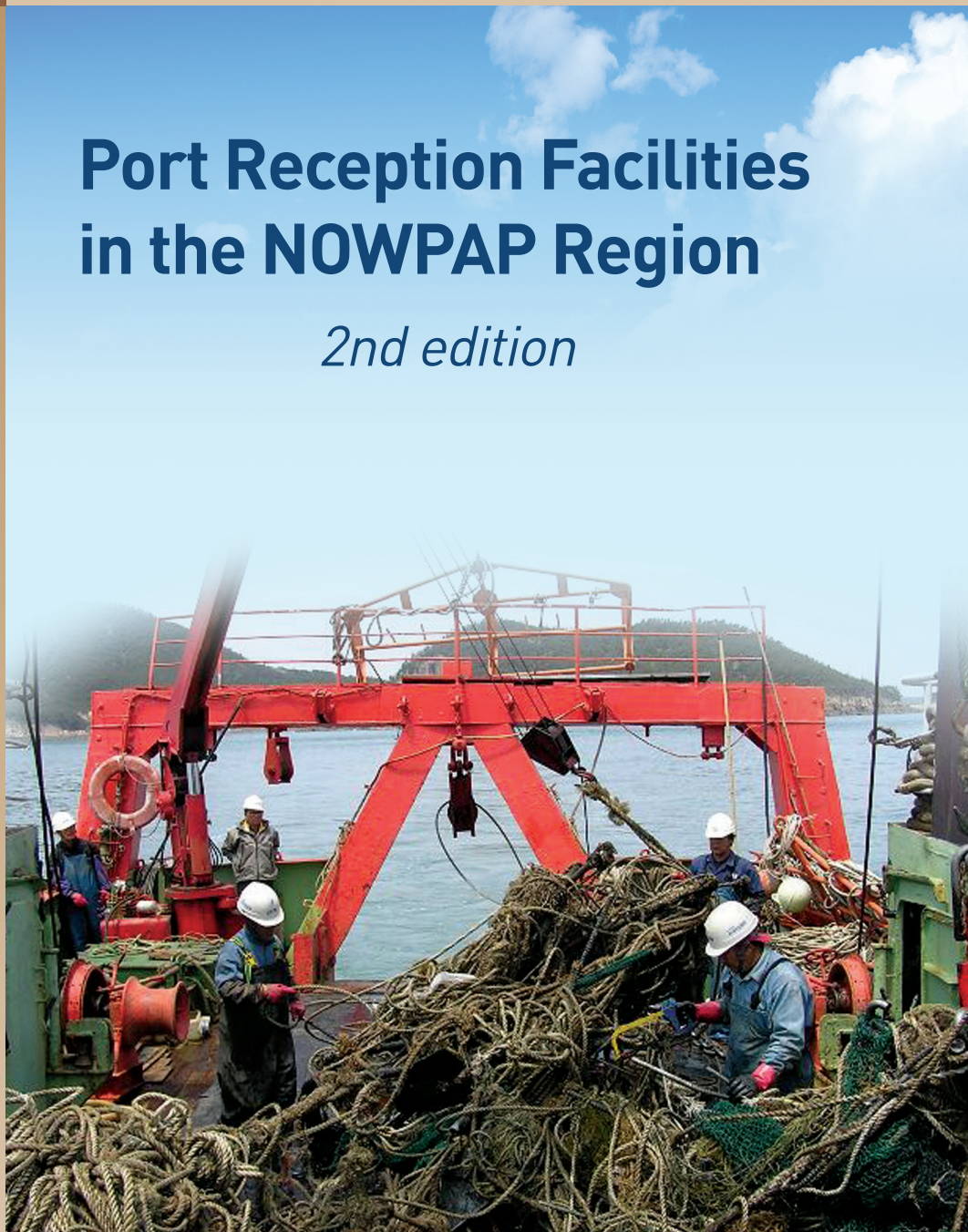
# NOWPAP MERRAC

Northwest Pacific Action Plan  
Marine Environmental Emergency Preparedness and Response  
Regional Activity Centre

P.O. Box 23, Yuseong, Daejeon 305-343, Republic of Korea  
(c/o Daedeok Branch/KORDI)  
Tel: (+82-42) 866-3638, Fax: (+82-42) 866-3630  
E-mail: [nowpap@kordi.re.kr](mailto:nowpap@kordi.re.kr)  
Website: <http://merrac.nowpap.org>

## Port Reception Facilities in the NOWPAP Region

*2nd edition*







UNEP



IMO

# NOWPAP MERRAC

---

Northwest Pacific Action Plan  
Marine Environmental Emergency Preparedness and Response  
Regional Activity Centre

P.O. Box 23, Yuseong, Daejeon 305-343, Republic of Korea  
(c/o Daedeok Branch/KORDI)  
Tel: (+82-42) 866-3638, Fax: (+82-42) 866-3630  
E-mail: [nowpap@kordi.re.kr](mailto:nowpap@kordi.re.kr)  
Website: <http://merrac.nowpap.org>

## Port Reception Facilities in the NOWPAP Region

*2nd edition*



The document was prepared by the Marine Environmental Emergency Preparedness and Response Regional Activity Centre of the Northwest Pacific Action Plan (NOWPAP MERRAC) as part of the NOWPAP Regional Action Plan on Marine Litter (RAP MALI) for 2008-2009 biennium, which was approved at the Twelfth NOWPAP Intergovernmental Meeting (Xiamen, China, October 2007), as the next phase of Marine Litter Activity (MALITA) for 2006-2007. The document was developed by NOWPAP MERRAC (Dr. Seong-Gil KANG, Dr. Jeong-Hwan OH, Ms. Hye-Mi LEE, Ms. Jung-Hyun LIM, Ms. Sungkook JOH, and Ms. Jae-Im LEE) based on technical support of MERRAC Focal Points, Marine Litter Focal Points, NOWPAP Regional Coordinating Unit (RCU) and International Maritime Organization (IMO).

ISBN 978-89-93604-01-6

Copyright © NOWPAP MERRAC 2012

All rights reserved.

No part of this publication may, for sales purposes, be reproduced, stored in a retrieval system or transmitted in any form or by any means, electronic, electrostatic, magnetic tape, mechanical, photocopying or otherwise, without prior permission in writing from the  
NOWPAP MERRAC

Published in 2012  
by NOWPAP MERRAC  
P.O.Box 23, Yuseong, Daejeon 305-343, Republic of Korea  
(c/o Daedeok Branch/KORDI)

For bibliographical purposes, this document may be cited as:  
Port Reception Facilities in the NOWPAP Region (2nd edition), MERRAC, 2012, pp. 78



## FOREWORD

Marine litter problem is now recognized by national, regional, and global level because it destroys the ecological, economic, cultural, recreational and aesthetic values of the marine and coastal environment. In acknowledging the problems imposed by marine litter in the Northwest Pacific Region, the NOWPAP Member States – People’s Republic of China, Japan, Republic of Korea, and Russian Federation – have initiated various activities and/or projects related to marine litter issue within the NOWPAP framework.

As a road map to deal with marine litter problems in the NOWPAP region, the project proposal on the Marine Litter Activity (MALITA) was approved by the Tenth NOWPAP Intergovernmental Meeting in November 2005. MERRAC has been designated to cover marine litter from sea-based sources with close cooperation of MERRAC Focal Points, Marine Litter Focal Points, NOWPAP Regional Coordinating Unit (RCU), other NOWPAP Regional Activity Centres (RACs) and IMO. As the next stage of the MALITA, the NOWPAP Regional Action Plan on Marine Litter (RAP MALI) has been implemented since 2008.

During the implementation of RAP MALI, it was agreed to develop the Report on port reception facilities in the NOWPAP region based on the information of IMO Global Integrated Shipping Information System (GISIS, [http://gisis.imo.org /Pubic/](http://gisis.imo.org/Pubic/)). The first edition of this report was published in 2009 in PDF version, and this second edition provides updated information reflecting up-to-date information submitted by the member states and on the IMO GISIS.

Seong-Gil Kang  
Director of NOWPAP MERRAC





# Table of Contents

<b>Chapter 1. Introduction .....</b>	<b>1</b>
<b>Chapter 2. Port Reception Facilities in the NOWPAP Region .....</b>	<b>3</b>
2.1. People's Republic of China .....	3
2.2. Japan .....	3
2.3. Republic of Korea .....	4
2.4. Russian Federation .....	4
<b>Chapter 3. Case studies for management of garbage collection in the     NOWPAP Region .....</b>	<b>7</b>
3.1. Floating Receptacles for Marine Litter .....	7
3.2. Buyback program for entangled marine litter .....	12
3.3. Recycling ship-generated litter campaign .....	19
<b>Annex 1-1. Port reception facilities and disposal quantities in China     registered in IMO GISIS .....</b>	<b>23</b>
<b>Annex 1-2. Services in receiving shipboard wastes and availability of     skimmers and litter collection barges in port of Russia .....</b>	<b>78</b>



## Chapter 1. Introduction

Because of its non-biodegradable characteristics, marine litter remains in the marine environment over many years. It has been recognized that marine litter causes many social, economical and environmental damage in NOWPAP region. Abandoned, lost and derelict fishing nets, lines, pots and traps may continue to catch marine species indefinitely, namely “ghost fishing”, and destroy the marine ecosystem. Derelict fishing ropes and nets pose a navigational hazard to fishing and recreational boats by entanglement of their propellers or engine breakdown. Marine litter also destroys the aesthetic value of the shoreline, and tourism and leisure industry have been affected.

The adequate port reception facilities are important to prevent marine litter from being disposed at sea. In order not to marine litter be discarded into the sea, it is necessary to manage that discharge of marine litter to the port reception facilities by the effective provision. According to the national reports, all NOWPAP member states have made efforts to provide adequate reception facilities at ports and marinas in compliance with Annex V of MALPOL Convention.

Efficient port-related and ship-related waste management is one of the most important environmental issues with which coastal states are faced. The NOWPAP member states agreed that there is a need for efficient management of the sea-based marine litter resulting significant environmental and economic losses. The NOWPAP member states have been undertaken to ensure the provision of adequate reception facilities at ports and terminals for garbage without causing undue delay to ships, and according to the needs of the ships using them based on Regulation 7 of MARPOL 73/78 Annex V.

Building waste reception and collection facilities is closely related to the London Convention which prohibits dumping to the ocean. In order that ports can ensure that facilities are commensurate with the quantities and variety of wastes likely to be delivered ashore, the NOWPAP member states need to improve port reception facilities as well as a port waste management procedure or plan to process the marine wastes.

Internationally and regionally, the International Convention for the Prevention of Pollution from Ships, 1973, as modified by the Protocol of 1978 (hereinafter

referred to as MARPOL 73/78) provides an international framework on port reception facilities for ship-generated waste and cargo residues. The Northwest Pacific Action Plan (NOWPAP) member states – People’s Republic of China, Japan, Republic of Korea and Russia Federation – developed Marine Litter Activity (MALITA) and Regional Action Plan on Marine Litter (RAP MALI) to implement and enforce of the MARPOL 73/78.

IMO has developed and maintained Global Integrated Shipping Information System (GISIS) website (<http://gigis.imo.org/Public/>). GISIS is the subsidiary data system of IMO regarding some specific field of information’s which can be avail quickly to save the time. In GISIS web site, it is also available data on the available port reception facilities for the reception of ship-generated waste. The Port Reception Facility (PRF) module contains information on the available port reception facilities for the delivery of the ship-generated waste, as provided by the competent authorities of the IMO Member States.

The PRF database has been set up with the following objectives:

- to disseminate the current information on port reception facilities to the maritime community on a global basis through the Internet;
- to establish a web-based method for the regular updating of the information; and
- to facilitate user-friendly searches through the database.

These guidelines are designated to assist local organization, local governments and the member states by providing the information on port collection facilities which is submitted by NOWPAP member states and provided by data of IMO GISIS.

## **Chapter 2. Port Reception Facilities in the NOWPAP Region**

### **2.1. People's Republic of China**

For the purpose of collecting and disposal of the garbage from ships effectively, more stringent legislation and regulations on port reception facilities have been established in China. For instance, in the Marine Environment Protection Law of the People's Republic of China, it is regulated that port, dock, load-unload berth and ship recycling facilities must have adequate reception facilities in place for collecting and disposal of the pollutant and marine litter from ships, and keep all these facilities in good condition.

Over the last 30 years, China has established relevant facilities for ship generated marine litter. Many ports in China have installed garbage treatment facilities which are equipped with garbage reception vehicles and ships.

According to statistics in 2010, ports under the jurisdiction of Shandong Maritime Safety Administration (MSA) received more than 30,000 tons of garbage from ships. Also every newly built port has submitted the report on the evaluation of the environment effect of the reception facilities, which includes the status of the collecting and disposal of marine litter.

According to the IMO GISIS, total 355 Waste Facility Service Providers are registered in 33 main ports of China national wide. The location of port reception facilities are shown in Figure 1. Most of Port Reception Facilities in China are available for 24 hours a day, 7 days per week. Estimated disposal quantities in China is about 1,229,105 m<sup>3</sup> or above as of March 2012. Annex 1-1 provides a list of port reception facilities in China.

### **2.2. Japan**

Ship-generated wastes are collected, transported and treated in a proper way under the related internal laws by treatment companies entrusted by ship owners. An audit under "Voluntary IMO Member State Audit Scheme" was conducted in Japan from 19 to 26 February 2007. At the audit, no improprieties were reported as to the status of port reception facilities in Japan

on the basis of MARPOL Convention Annex V, and it was confirmed that measures taken for garbage reception based on the internal laws are appropriate and in compliance with MARPOL Convention requirements. It was highly evaluated in general that Japanese maritime administrations are fulfilling obligations on the basis of international conventions in a comprehensive and effective way as a flag, port and coastal state. The location of port reception facilities are shown in Figure 1.

### **2.3. Republic of Korea**

It was required national infrastructure for marine litter collection and treatment; therefore, the Korean Government enacted the “Marine Environment Management Law”, as a legal basis, for systematic preservation of the marine environment, management and sustainable use of marine resources. Based on the “Marine Environment Management Law”, the Korean Government regulates the general collection and treatment of marine litter.

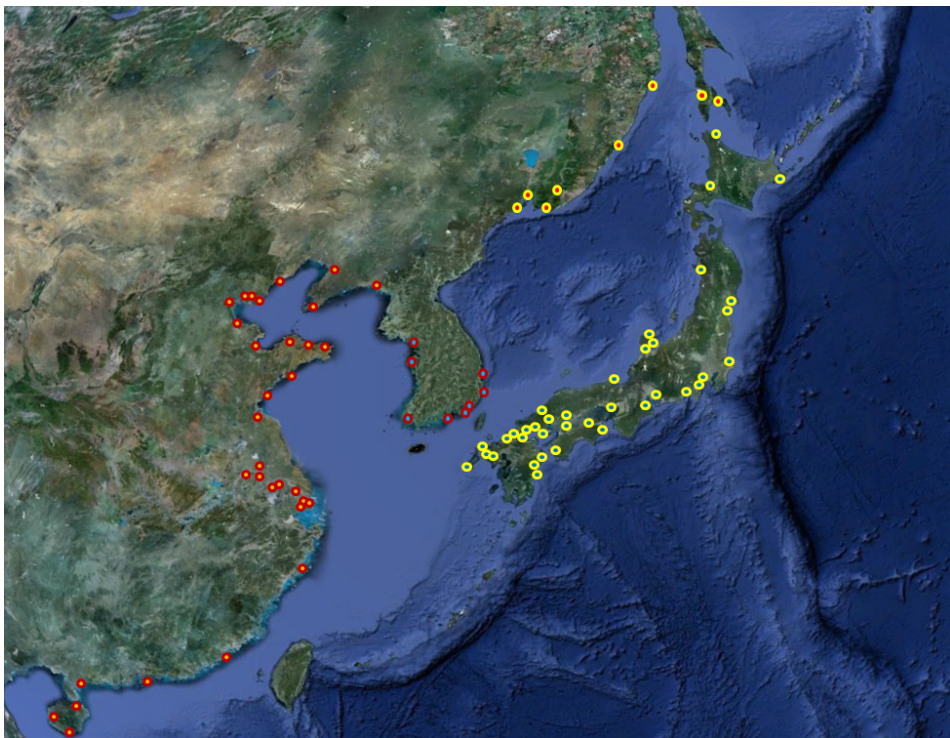
For the garbage collection from vessels and convey to the facilities are treated by registered company in Korea under the Marine Environment Management Law. Port Reception Facilities has been expanded its role from the basic treatment for sterilization of the ship-related waste oil, cargo fixed, painting to removing waste, garbage collection and treatment. In addition, maritime pollution prevention manager is in each vessel along the Marine Environment Management Law, and he records and keeps Garbage Record Book for marine pollution prevention. The operation of transfer or discharge of garbage and oil waste is under the supervision of the manager. About 80 Port Reception Facilities will be registered on IMO GISIS for garbage collection from vessels in South Korea. The location of port reception facilities are shown in Figure 1.

### **2.4. Russian Federation**

In Russia, the system of managing waste generated aboard ships has been designed in compliance with MARPOL Convention requirements. Reception of marine litter from ships and collection from harbour water surface is conducted by specialized ships. There are no restrictions as to litter reception. The procedure for notifying about intention to discharge shipboard wastes is as

follows: an application should be lodged at the Port Environment Protection Service to be then forwarded to the appropriate agency. Service charges are included in port fee, and there is no additional cost for garbage. This system is so called “No special fee”. Where specialized ships are not available shipboard wastes are received by collection trucks alongside. Annex 1-2 provides a list of agencies engaged in receiving waste and the availability of skimmers and litter collection facilities in ports of Russian sector in the NOWPAP region.

33 port reception facilities for garbage are registered on the IMO GISIS in across the Russian Federation, and the four ports are corresponding to the NOWPAP region. Except the information registered in IMO GISIS, other four ports had been reported for the operation. Most of Port Reception Facilities in Russia are available for 24 hours a day, 7 days per week. Estimated disposal quantities are about 750 m<sup>3</sup> or above for the four registered Port Reception Facilities in NOWPAP region as of November 2009. The location of port reception facilities are shown in Figure 1.



**Figure 1.** *The location of port reception facilities in NOWPAP region.*

### ***Garbage Record Book***

The garbage management plan is developed on the basis of the relevant IMO Guidelines, and should be implemented by designated personnel on board ships. The plan should include the written procedures for garbage collection, storage, disposal and treatment, and equipment operation procedures on board ships. All ships of 400 gross tons or above and all ships which are certified to carry 15 passengers or more should carry a garbage management plan to be observed by seafarers and carry a Garbage Record Book. On board all ships of less than 400 gross tons and all ships carrying fewer than 15 passengers, the garbage treatment information should be accurately recorded in the Ship's Log. Each discharge operation or action in relation to garbage on board ships should be properly recorded in the Garbage Record Book.



## Chapter 3. Case studies for management of garbage collection in the NOWPAP Region

In addition to port reception facilities, the Korean government manages the several types of activities for the efficient management of the collected marine litter, and this report introduced three different programs related port reception facilities in Korea: 1) Floating Receptacles for Marine Litter, 2) Buyback program for entangled marine litter, and 3) Bring back ship-generated litter campaign.

### 3.1. Floating Receptacles for Marine Litter

Dedicated floating receptacles for marine litter were installed in Haenam-gun, Cheollanam Province in 2001 and was well-received by fishermen. Fishermen pile up their used nets and farming gear onto the dedicated barge-type receptacles as they are returning from fishing. Because of many advantages such as easy accessibility, and voluntary participation of the fishermen, the Ministry of Land, Transport and Maritime Affairs (MLTM) plans to enlarge this program to 11 coastal local governments each receiving three receptacles yearly (total 33 receptacles) from 2010. The collection cost for marine litter can be reduced and the voluntary recovery of marine litter among fishing communities increased.

#### *Background*



Republic of Korea began to industrialize since the 1970s, and the speed of this industrialization was tremendous. Moreover, approximately 64% of the population lives near a river or coast, and it has been very difficult to prevent the influx of litter to the ocean. Korean government has noticed the negative impacts of marine litter.

In 2001, Kang et al. reported the spatial distribution of sustained seabed litter in ports and harbors (Table 1).

Table 1 shows that much of Korea's marine litter comes from sea-based activities, specifically from fishery-related one. A review of available literature shows that Korea Marine Environment Management Corporation (KOEM) and Korea Fisheries Infrastructure Promotion Association (KFPA) collected more than 10,000 tons of marine litter since 2000, and derelict fishing net was a relatively high portion.

**Table 1.** *Types of sea-bed litter around Korean ports and harbors (Kang et al., 2001a)*

Tires	Wire rope	Polypropylene rope	Timber/Lumber	Metal	Other	Total
4.70%	19.70%	23.40%	7.60%	22.70%	21.70%	100%

Various ways of managing the large amount of marine litter have been considered. To solve the problem of marine litter, it is important to collect marine litter with a proper way before the deposition. Appropriate disposal should be applied after the collection.

The dedicated barge-type receptacle, placed around the port, was created for the fishermen to pile up their used nets and gear on after returning from fishing. When the floating receptacle is full, manager contacts a disposal company. The receptacles made it easier for fishermen to unload their litter as well as reduced the possibility of dumping. The Ministry of Land, Transport, and Maritime Affairs (MLTM, formerly MOMAF) adopted these receptacles as a new nationwide program with the cooperation of local governments. While the program is underway nationwide, the case in Haenam-gun (2009) is presented here. The dedicated floating receptacle for marine litter was originally installed at Haenam-gun, Chullanam Province in 2001 and received good reviews from fishermen. Chullanam Province is where the fishermen are the most (Table 2)



**Table 2.** Number of people involved in fisheries (from Korean Statistical Information Service homepage)

City/Province	# of people involved in fisheries
Pusan-city	8,196
Incheon-city	7,767
Ulsan-city	3,083
Kyungki Province	4,328
Kangwon Province	10,619
ChungcheonNam Province	26,182
Chullabuk Province	9,501
Chullanam Province	61,631
Kyeonsanbuk Province	12,386
Kyeonsannam Province	30,184
Jeju Province	18,464
<b>Total</b>	<b>192,341</b>

### **Methodology**

Cheollanam Province is located in southwestern part of Korea Peninsula. Its population related to fisheries is more than 60,000, the largest in Korea. The main type of fishery in Haenam-gun district in Chellanam Province is abalone (ear shell) and laver (seaweed) farming. A small barge has been used as a receptacle for used nets and farming gear since 2001. This has resulted in fishermen collecting their own used net and gear voluntarily. The dedicated floating receptacles for marine litter had a positive effect on people in the area and thus MLTM began to support the building of barges in coastal local governments.

**Table 3.** The amount of the collected used fishing gear and marine litter according to the fishing population size and the type of fishery

Fishing community	Population	Fishery type	Amount (ton)			
			2006	2007	2008	2009.7
A	34	abalone (90%)	40	40	40	40
B	60	abalone (70%) laver (30%)	-	-	-	30
C	200	laver (90%)		100		+

The barge is built of polyethylene to optimize its usability and safety. The standard size for a barge or floating receptacle is 9m X 6m X 1.47m, but can vary according to the characteristics and requirements of the port. Because of its small size, these barges can be easily towed and launched with a smaller ship and thus unloading it is much easier. It can be towed alongside a pier for easier unloading. Haenam-gun provided 25 million won (\$25,000 USD) for receptacle building. Local governments take care of maintenance and upkeep. In 2008, local communities with large amounts of marine litter, large farming areas, enough launching space and facilities ranked high on the list to receive these receptacles. Those villages with clean ports and coasts ranked even higher.



**Figure 2.** Process of building a floating receptacle for marine litter.



**Figure 3.** A floating receptacle before and after launching into port.

## **Results**

When the plan to build the first two receptacles for marine litter was announced, the response was so great that ten local fishing villages applied immediately. The local fishermen voluntarily collected their own marine litter and used gear on these dedicated floating receptacles and local authorities entrusted them to deal with waste treatment company. MLTM plans to enlarge this program to 11 coastal local governments each with three receptacles (total 33 receptacles) yearly from 2010. With the dedicated floating receptacles for marine litter, Haenam-gun reduced the collection cost for marine litter. Furthermore, voluntary recovery of marine litter now takes place among fishing communities. The resulting benefit is cleaner coastal waters.

### 3.2. Buyback program for entangled marine litter

Marine litter buyback program is an incentive program to encourage fishermen to bring to port entangled derelict fishing gear and other marine litter encountered while fishing. The program pays a small incentive fee for marine litter brought to port. Since its start in 2003 by the Ministry of Maritime Affairs and Fisheries (now the Ministry of Land, Transport and Maritime Affairs, MLTM) this program has been implemented in 51 local areas of 38 cities/towns within South Korea as of 2009. Fisheries Cooperative Union installs port reception facilities for the buyback program, and there is a caretaker who manages the reception facilities. He contacts treatment facilities when the reception facility is full, and marine litter is transported for disposal.

#### *Background*



Derelict rope collected in a sack provided through the buyback program.

The deposition of large amounts of marine litter in nearshore areas threatens the habitat of marine life and navigation safety, and may cause negative impacts to fisheries due to ghost-fishing. In the past, fishermen have encountered derelict fishing gear during fishing activities and throw it back into the sea after disentangling it from their own fishing gear. As a result, a great deal of fishery-related

marine litter has been deposited in coastal areas where it damages the spawning grounds and habitats of marine wildlife, threatens the safety of vessels, and impacts fishery operations and resources.

For this reason, the Korean central government's Ministry of Land, Transport and Maritime Affairs (MLTM, formerly MOMAF) established the buyback program. The main objectives of the buyback programs are to improve the marine environment and aid the recovery of fish populations. The buyback program for marine litter requires fishermen to bring back to port the collected

litter when they are fishing. Litter collected includes items such as worthless fishery-related marine litter (e.g., rope, net and vinyl). This program is not only an efficient and cost-effective way to collect marine litter, but it also increases the fishermen's awareness of the destructiveness of such litter to the marine environment. Another benefit of the program is the extra income fishermen receive. Under the buyback program, the government purchases the litter pulled up by fishermen and disposes of it under proper procedures.

### *Methodology*

Several entities have helped to implement the buyback program, including MLTM, local municipalities, the fisheries cooperative union, Korea Marine Environment Management Corporation (KOEM), Korea Fisheries Infrastructure Promotion Association (KFPA), and the fishermen themselves. Table 4 illustrates the role of each organization. MLTM accepts program applications from local municipalities, decides on program areas, allocates funds, and creates the project guide. Local municipalities also invest in the programs and help with supervision. The fisheries cooperative union plays a role in the direct buyback of marine litter from fishermen "on-the-spot."

The fisheries cooperative union distributes the sacks to fishermen as they leave port. Fishermen put the collected litter into sacks labeled with the vessel name, fishing type, fisherman's name, and phone number. When they return to port, they give the filled sacks to the fisheries cooperative union.



Fishermen bring to port litter-filled sacks, which they pile up on their boat.

**Table 5.** The respective roles of organizations participating in the waste buyback program

Organization	Role
MLTM	<ul style="list-style-type: none"> <li>● Develops and guides a master plan of buyback program</li> <li>● Supervises the project implementation and budget execution</li> </ul>
Local government	<ul style="list-style-type: none"> <li>● Metropolitan city &amp; Province <ul style="list-style-type: none"> <li>- Makes a public awareness &amp; education</li> <li>- Manages program implementation of city &amp; town &amp; village</li> <li>- Makes a project guide</li> <li>- Manages budget execution</li> <li>- Public awareness &amp; education</li> </ul> </li> <li>● City &amp; Town &amp; Village <ul style="list-style-type: none"> <li>- Decides buyback program area and</li> <li>- Expands allocated budget and make a contract with relevant agencies</li> <li>- Observes buyback program implementation</li> </ul> </li> <li>● Public awareness &amp; education</li> </ul>
Fisheries Cooperative Union	<ul style="list-style-type: none"> <li>● Purchases marine litter from fishermen</li> <li>● Operates caretaker who is in charge of bookkeeping and reporting</li> <li>● Distributes sacks to fishermen</li> <li>● Requests national funds</li> <li>● Makes and manages reception facilities</li> <li>● Public awareness</li> </ul>

Sacks are provided in three sizes: 40 L, 100 L, and 200 L. When they are returned full, the government pays the fishermen 4,000 won (\$4 USD), 10,000 won (\$10 USD), 20,000 won (\$20 USD) respectively (Figure 4). In the case of the larger litter, which can't be packed into sacks, the fishermen attach a tag to the item, and the government pays them 250 won per kilogram (\$0.25 USD/kg). The government also purchases shell, crab and eel trap for 150/250 won each (\$0.15-\$0.25 USD each).



Sack used in the buyback program.



Size	40 L	100 L	200 L	Tag	trap
Picture					 (eel trap: 150 won)  (shell and crab trap: 250 won)
Purchasing Price	4,000 won	10,000 won	20,000 won	250 won/kg	150/250 won per each

Figure 4. Sacks provided to fishermen, and an example of a tag.

### Port reception facilities

If fishermen returned back with sacks to harbours and ports, the sacks are stacked in the reception facilities. The reception facilities are managed by Fisheries Cooperative Union. Considering the local characteristic, a container or stationary facilities are installed. Each reception facility has navigable means such as truck and carts. Depending on local circumstances, barges, cranes and tugs are available, and local governments support the expenses for the equipment.

There is at least one caretaker who manages each reception facility. Caretaker is responsible for checking the sacks and making record books. Based on the record books, Fisheries Cooperative Union transferred the money into the bank accounts of fishermen to pay incentive. When the reception facility is full, the sacks are transported to treatment facilities for disposal.

As of 2009, total 51 offices have been implemented the buyback program (Figure 5).



**Figure 5.** Sites of the buyback program as of 2009.

## **Results**

A great deal of marine litter was collected through the buyback program between 2004 and 2008. Table 5 shows the volume of litter collected by the program.

The buyback program collected a total of 29,472 tons for the period at a cost of \$19,417 USD. In comparison, if this volume of litter were collected directly by the government, the cost would be much greater. Direct collection would require a fleet of vessels, a waste collecting boat, a towing boat, and a crane barge. Additionally there would be the added standard operating costs and

fuel. Table 5 shows a comparison of the amounts of litter collected and cost of the buyback program compared to direct collection of deposited marine litter.

**Table 5.** Amount of litter collected through the buyback program

Year	Buyback program			Clean up deposited marine litter		
	Budget (MLTM + local budget, won)	Amount of litter (ton)	Cost per ton (won/ton)	Budget (private capital, won)	Amount of litter (ton)	Cost per ton (won/ton)
2004	2,518,491	2,819	893	7,062,988	3,618	1,952
2005	3,383,713	4,639	729	8,189,750	5,352	1,530
2006	5,043,546	7,458	676	8,310,492	5,368	1,548
2007	4,215,804	5,759	732	8,527,030	4,114	2,073
2008	4,255,679	8,797	484	8,860,376	3,419	2,952
Total	19,417,233	29,472	3,514	40,950,636	21,871	10,055
Average	3,883,446	5,894	659	8,190,127	4,374	1,872

The buyback program is clearly a very cost-effective system with added benefits. It increases environmental awareness among the fishermen and provides them with an extra source of income. It also prevents damage to marine life, and uses existing resources (i.e., the fishing fleet). As of 2009, total 51 offices have been implemented the buyback program and made a proper disposal. However, it does not follow polluter-pays principle; therefore it is recommended to transit the program into voluntary program such as floating receptacles for marine litter.



Fishermen offload debris-filled sacks from their boat.



Sacks are stacked in reception area.



Sacks collected in port reception facility



Sacks transported to waste management facility.



Sacks loaded into a container for transport.



Sacks offloaded at waste management facility.



Sacks to be incinerated

### 3.3. Recycling ship-generated litter campaign

The recycling ship-generated litter campaign is developed by Korea Coast Guard in order to encourage fishermen to bring back their ship-generated litter. This program aims to increase fishermen's awareness and improve the marine environment. The recycling ship-generated litter campaign has been established since 2006 and amended accordingly to correct shortcomings. Many fishermen voluntarily participate in the campaign. Total 86 sites are now implemented the program as of 2009.

#### *Background*

Derelict fishing gear abandoned or discarded in during the operation of fishing activity is difficult to specify polluters and to trace the illegal disposal. The Korean government has taken the effort to reduce derelict fishing gear and implemented several programs such as the development of bio-degradable fishing gear and the real-name fishing gear system.

Specifically, there was lack of systems to collect ship-generated litter, except fishing gear, from small ships like fishing vessels. As a result, such ship-generated litter like bottle or plastic bags abandoned at harbor, port and shoreline, sometimes even illegally dumped into the sea. According to the research by MLTM, about 32% of fishermen dumped their ship-generated litter into the sea rather than disposed it in proper way.

It had been customary for fishermen an illegal disposal of marine litter at sea.

Fishermen's behavior was due to a lack of their awareness on marine litter as well as a lack of adequate port reception facilities.



**Figure 6.** Recycling bins for the campaigns.

In this regard, Korea Coast Guard has developed the recycling ship-generated litter campaign to encourage fishermen to bring back their ship-generated garbage voluntarily by providing a recycling bin (Figure 6).

## Methodology

In 2006, Korea Coast Guard started the recycling ship-generated litter campaign. Total 60 recycling bins were constructed at major ports and harbours. Korea Coast Guard educated fishermen to increase their awareness and provided information on the recycling bins for ship-generated litter such as bottle, can, paper, plastics and garbage.

Several shortcomings were pointed out as the recycling ship-generated litter campaign conducted. For example, some tourists thought a recycling bin for ship-generated litter as a trash can, and a recycling bin was filled with trash rather than ship-generated litter. Korea Coast Guard considered that such a situation was caused by a lack of public awareness and outreach. The shortcomings were improved based on the experience during the campaign implementation.



**Figure 7.** Cooperation between Korea Coast Guard, Fisheries Cooperative Union, local government and disposal companies.

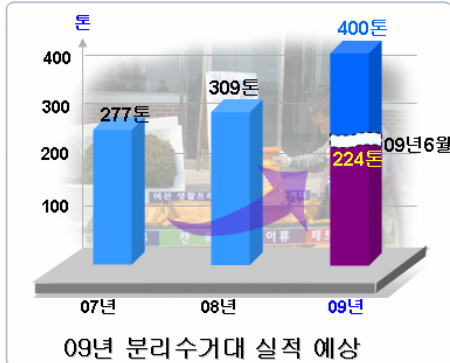
In March 2009, Korea Coast Guard and Fisheries Cooperative Union joined hands in effort to enlarge the campaign sites from 60 to 86 areas, and operated “Green Helper” who manages the recycling bins (Figure 6 and 7). In addition, some recycling bins were transferred where the bins are really

required. Public awareness and outreach were implemented using local media, electric sign, magazine articles, brochures and etc. Especially, tourists including anglers were one of main audience during public awareness and outreach.



**Figure 8.** *Location of recycling bins for ship-generated litter campaigns*

## Results



The recycling ship-generated litter campaign has brought big changes of fishermen's awareness. Green Helper handles on a daily cleanup the recycling bins as well as harbour surroundings, and it contributes to formation of clean harbour appearance. In addition, extra incomes from recyclable materials were used as a contribution for the old in near town or salary for Green Helper.

For these reasons, the recycling ship-generated litter campaign has been well-received by fishermen and increased the fishermen's awareness.

Korea Coast Guard plans to enlarge the recycling ship-generated litter campaign with close cooperation of Fisheries Cooperative Union to improve marine environment and to preserve marine resources.

**Table 6.** Results of the recycling ship-generated litter campaign

Year	Total (tons)	Recycling wastes (tons)				Garbage (tons)	# of sites
		Bottle	Can	Paper	Plastic		
'2009.06	224	36	35	47	41	65	86
2008	309	84	72	78	71	4	60
2007	277	66	62	74	67	8	60



**Annex 1-1. Port reception facilities and disposal quantities in China registered in IMO GISIS (as of April 2012)**

Port Name	Service Provider Name	Discharge Min Quantity (m <sup>3</sup> )	Discharge Max Quantity (m <sup>3</sup> )	Discharge Max Rate (m <sup>3</sup> /h)	Facility Availability	Minimum Notice Hours	Charging System	Additional Info
Basuo (CNBAS)	haikou xinhaina port- technology service center	0.5	20	10	24 hours a day 7 days per week			
	haikou xinhaina port- technology service center	0.5	20	10			200 yuan for less than 2 tons for more than 2 tons 130 yuan per ton	
	haikou xinhaina port- technology service center	0.5	20	10				
Changzhou (CNCZ)	CHANGZHOU ANGEL MARINE SERVICE COMPANY		150	100		24	50USD/M <sup>3</sup>	
	CHANGZHOU ANGEL MARINE SERVICE COMPANY		150	100		24	50USD/M <sup>3</sup>	
	CHANGZHOU ANGEL MARINE SERVICE COMPANY		150	100		24		
	CHANGZHOU KINGBOARD CHIMICAL PORT		800	20		1		ONLY FOR LONGWAN PETRO-CHEMI TERMINAL
	CHANGZHOU YANGYUAN MARINE		700	150	24 hours a day 7 days per week	24		
	CHANGZHOU YANGYUAN MARINE		700	150		24		
	CHANGZHOU YANGYUAN MARINE		700	150		24		
	SHIP's GARBAGE DISPOSAL SERVICE		5	2		24	>=400 100RMB	
	Yangzhong Xianghui port Serves Company		168	100		24		
	Yangzhong Xianghui port Serves Company		168	100		24		
Dalian (CNDLC)	China Marine Bunker Supply Dalian Co.		50					
	China Marine Bunker Supply Dalian Co.		50					
	China Marine Bunker Supply Dalian Co.		50		24 hours a day 7 days per week			
	CNPC Dalian Petrochemical		5000	100				
	CNPC Dalian Petrochemical		5000	100				
	CNPC Dalian Petrochemical		5000	100				

Port Name	Service Provider Name	Discharge Min Quantity (m <sup>3</sup> )	Discharge Max Quantity (m <sup>3</sup> )	Discharge Max Rate (m <sup>3</sup> /h)	Facility Availability	Minimum Notice Hours	Charging System	Additional Info
	COSCO(DALIAN) SHIP YARD CO., LTD	2	15000	1000		24	Cost charged in addition to other services	
	COSCO(DALIAN) SHIP YARD CO., LTD	2	100	10		24		all can: COSCO (DALIAN) SHIP YARD CO.LTD Dalian Everwin Shipping Service Co.,Ltd Dalian Zhongyuan Petro-Chem Co.,Ltd Dalian Jinzhou Yongsheng Wasteoil disposal center Dalian Qiandao Ship Cleaning Co.,Ltd Dalian Jinzhou Jinhai Waste Utilize Factory Dalian Qianhe Shipping Co.,Ltd DALIAN LIAONAN SHIPYARD DALIAN SHIPBUILDING INDUSTRY CO., LTD CNPC Dalian Petrochemical Dalian Port Oil Terminals Company China Marine Bunker Supply Dalian Co.
	COSCO(DALIAN) SHIP YARD CO., LTD	2	100	10		24	Cost charged in addition to other services	
	COSCO(DALIAN) SHIP YARD CO., LTD	2	15000	1000	24 hours a day 7 days per week	24	Cost charged in addition to other services	all can: COSCO (DALIAN) SHIP YARD CO.LTD Dalian Everwin Shipping Service Co.,Ltd Dalian Zhongyuan Petro-Chem Co.,Ltd Dalian Jinzhou Yongsheng Wasteoil disposal center Dalian Qiandao Ship Cleaning Co.,Ltd Dalian Jinzhou Jinhai Waste Utilize Factory Dalian Qianhe Shipping Co.,Ltd DALIAN LIAONAN SHIPYARD DALIAN SHIPBUILDING

Port reception facilities and disposal quantities in China registered in IMO GISIS

Port Name	Service Provider Name	Discharge Min Quantity (m <sup>3</sup> )	Discharge Max Quantity (m <sup>3</sup> )	Discharge Max Rate (m <sup>3</sup> /h)	Facility Availability	Minimum Notice Hours	Charging System	Additional Info
								INDUSTRY CO., LTD CNPC Dalian Petrochemical Dalian Port Oil Terminals Company China Marine Bunker Supply Dalian Co.
	COSCO(DALIAN) SHIP YARD CO., LTD		500	20		24	Cost charged in addition to other services	all can: COSCO (DALIAN) SHIP YARD CO.,LTD Dalian Zhongyuan Petro-Chem Co.,Ltd Dalian Jinzhou Yongsheng Wasteoil disposal center Dalian Jinzhou Jinhai Waste Utilize Factory
	COSCO(DALIAN) SHIP YARD CO., LTD		10	1		24		
	COSCO(DALIAN) SHIP YARD CO., LTD		900			24	Cost charged in addition to other services	all can: COSCO (DALIAN) SHIP YARD COLTD ODFJELL TERMINALS (DALIAN) LTD. YISHENG DAHUA PETROCHEMICAL CO.,LTD Dalian Fujia Dahua Petrochemical Co., Ltd
	COSCO(DALIAN) SHIP YARD CO., LTD	2	150	20		24		
	COSCO(DALIAN) SHIP YARD CO., LTD		50			24		
	COSCO(DALIAN) SHIP YARD CO., LTD							
	Dalian beiliang harbor co.ltd				24 hours a day 7 days per week			
	Dalian Everwin Shipping Service Co.Ltd		300	100				
	Dalian Everwin Shipping Service Co.Ltd		300	100				
	Dalian Everwin Shipping Service Co.Ltd		300	100	24 hours a day 7 days per week			
	Dalian F.T.Z. jinxin petrochemical co.ltd							

Port Name	Service Provider Name	Discharge Min Quantity (m <sup>3</sup> )	Discharge Max Quantity (m <sup>3</sup> )	Discharge Rate (m <sup>3</sup> /h)	Facility Availability	Minimum Notice Hours	Charging System	Additional Info
	Dalian Fujia Dahua Petrochemical Co.Ltd		50					
	Dalian ganghong logistics co.ltd							
	Dalian harbor rixing industry and commerce co.ltd							
	Dalian huafu shipping co.ltd							
	Dalian Jinzhou Jinhai Waste Utilize Factory		450	100				
	Dalian Jinzhou Jinhai Waste Utilize Factory		450	100				
	Dalian Jinzhou Jinhai Waste Utilize Factory		450	100				
	Dalian Jinzhou Jinhai Waste Utilize Factory		500	10				
	Dalian Jinzhou Jinhai Waste Utilize Factory		50					
	Dalian Jinzhou Yongsheng Wasteoil disposal center		350	100				
	Dalian Jinzhou Yongsheng Wasteoil disposal center		350	100				
	Dalian Jinzhou Yongsheng Wasteoil disposal center		350	100				
	Dalian Jinzhou Yongsheng Wasteoil disposal center		500	10				
	DALIAN LIAONAN SHIPYARD		70	2				
	DALIAN LIAONAN SHIPYARD		70	2				
	DALIAN LIAONAN SHIPYARD		70	2				
	Dalian liferaft preserving co.ltd							
	Dalian Qlandao Ship Cleaning Co.Ltd		650	100				
	Dalian Qlandao Ship Cleaning Co.Ltd		350	100				
	Dalian Qlandao Ship Cleaning Co.Ltd		650	100				

Port reception facilities and disposal quantities in China registered in IMO GISIS

Port Name	Service Provider Name	Discharge Min Quantity (m <sup>3</sup> )	Discharge Max Quantity (m <sup>3</sup> )	Discharge Max Rate (m <sup>3</sup> /h)	Facility Availability	Minimum Notice Hours	Charging System	Additional Info
	Dalian Qianhe Shipping Co.Ltd		550	100				
	Dalian Qianhe Shipping Co.Ltd		550	100				
	Dalian Qianhe Shipping Co.Ltd		550	100				
	DALIAN SHIPBUILDING INDUSTRY CO., LTD		200					
	DALIAN SHIPBUILDING INDUSTRY CO., LTD		200					
	DALIAN SHIPBUILDING INDUSTRY CO., LTD		200					
	Dalian Zhongyuan Petro-Chem Co.Ltd		500	150				
	Dalian Zhongyuan Petro-Chem Co.Ltd		500	150				
	Dalian Zhongyuan Petro-Chem Co.Ltd		500	150				
	Dalian Zhongyuan Petro-Chem Co.Ltd		500	20	24 hours a day 7 days per week			
	Dalian zhuozhuotong dock service co.ltd							
	DalianWan -Xingang Corporation							
	ODFJELL TERMINALS(DALIAN) LTD.		900					
	PDA CORPORATION XINGANG PORT SERVICE COMPANY		500					
	PDA CORPORATION XINGANG PORT SERVICE COMPANY		500					
	PDA CORPORATION XINGANG PORT SERVICE COMPANY		500					
	YISHENG DAHUA PETROCHEMICAL CO.LTD		50					
Dandong (CNDDG)	Dalian Jin Zhou Jin Hai multipurpose use of waste material factory							
	Dalian Jin Zhou Jin Hai multipurpose use of waste material factory							

Port Name	Service Provider Name	Discharge Min Quantity (m <sup>3</sup> )	Discharge Max Quantity (m <sup>3</sup> )	Discharge Rate (m <sup>3</sup> /h)	Facility Availability	Minimum Notice Hours	Charging System	Additional Info
	The precious steamer of riparian development zone of Dan Dong City is engaged in technology Ltd.							
	The precious steamer of riparian development zone of Dan Dong City is engaged in technology Ltd.							
Dongying (CNDGY)	DongYingcityhaifaShipping Co.ltd	5	5	0.5		2		
	DongYingcityhaifaShipping Co.ltd	5	5	0.5				
	DongYingcityhaifaShipping Co.ltd	5	5	0.5		2		
	DongYingcityhaifaShipping Co.ltd	5	5	0.5				
	DongYingcityhaifaShipping Co.ltd	5	5	0.5				
	DongYingcityhaifaShipping Co.ltd	700	700	60	24 hours a day 7 days per week	2		
	offshore center Sheng li OilFieldCo.LTD sinopec	700	700	60		2		
Haikou (CNHAK)	offshore center Sheng li OilFieldCo.LTD sinopec	700	700	60		2		
	offshore center Sheng li OilFieldCo.LTD sinopec	700	700	60		2		
	offshore center Sheng li OilFieldCo.LTD sinopec	700	700	60		2		
	Shengli Oilfield Long Xi Petroleum Engineering Services CO.LTD	10	10			24	Cost charged in addition to other services	
	haikou xinhaina port- technology service center	10	100	10		3		
	haikou xinhaina port- technology service center	10	100	10		3	130 yuan per ton for domestic 169 yuan per ton for international	
	haikou xinhaina port- technology service center	10	100	10	24 hours a day 7 days per week	3		
	haikou xinhaina port- technology service center	200	200	30		24		
	haikou xinhaina port- technology service center	10	100	10				
	haikou xinhaina port- technology service center	10	100	10		3		

Port reception facilities and disposal quantities in China registered in IMO GISIS

Port Name	Service Provider Name	Discharge Min Quantity (m <sup>3</sup> )	Discharge Max Quantity (m <sup>3</sup> )	Discharge Max Rate (m <sup>3</sup> /h)	Facility Availability	Minimum Notice Hours	Charging System	Additional Info	
Huanghua (CNHHA)	halkou xinhaina port- technology service center	10	100	10		3	130 yuan per ton for domestic 169 yuan per ton for international		
	halkou xinhaina port- technology service center	0.5	100			3	less than 300 gross tonnage 20 yuan per day for domestic and more than 300 gross tonnage 50 yuan per day for domestic and 200 yuan per day for international		
	halkou xinhaina port- technology service center		3			3	50 yuan per day for domestic 200 yuan per day for international		
	hainan guosheng petroleum company		200	30					
	Sinopec macun subsidiary		100	20					
	Bohaixinqu Canghaiyidong Shipping Serves Company		10				2	bargaining	
	Bohaixinqu Canghaiyidong Shipping Serves Company		3				2	bargaining	
	Bohaixinqu Shenghua Shipping Serves Company		1				2	bargaining	
	HuangHua Haifa Shipping Serves Company		30				2	bargaining	
	HuangHua Port Anda Shipping Serves Company		40				2	bargaining	
	HuangHua Port Anda Shipping Serves Company		1			24 hours a day 7 days per week	1	bargaining	
	HuangHua Port Dadongtai Commodity Company		10				2	bargaining	
	HuangHua Port Dadongtai Commodity Company		1				2	bargaining	
	HuangHua Port Dayang Shipping Serves Company		20				2	bargaining	
HuangHua Port Dongji Shipping Serves Company		7.5				2	bargaining		

Port Name	Service Provider Name	Discharge Min Quantity (m <sup>3</sup> )	Discharge Max Quantity (m <sup>3</sup> )	Discharge Max Rate (m <sup>3</sup> /h)	Facility Availability	Minimum Notice Hours	Charging System	Additional Info
	HuangHua Port Dongli Shipping Washing Serves Company		1				bargaining	
	HuangHua Port Haida Shipping Serves Company		30			2	bargaining	
	HuangHua Port Haida Shipping Serves Company		1			2	bargaining	
	HuangHua Port Haihua Shipping Serves Company		10			2	bargaining	
	HuangHua Port Haihua Shipping Serves Company		3			2		
	HuangHua Port Jinlilai Shipping Serves Company		3			2	bargaining	
	HuangHua Port Longxing Shipping Serves Company		7.5			1	bargaining	
	HuangHua Port Longxing Shipping Serves Company		1			2	bargaining	
	HuangHua Port Shengda Foreign Shipping Serves Company		10			2	bargaining	
	HuangHua Port Shengda Foreign Shipping Serves Company		1			2	bargaining	
	HuangHua Port Xinhai Shipping Serves Company		10			1	bargaining	
	HuangHua Port Xinhai Shipping Serves Company		3			1	bargaining	
	HuangHua Port Yongxing Shipping Washing Serves Company		10			1	bargaining	
	HuangHua Port Yongxing Shipping Washing Serves Company		3			1	bargaining	
	HuangHua Port Zhongyi Petroleum Product Company		30			2	bargaining	
Jiangyin (CNJIA)	AErFa Petrochemicals Engineering Berth		500	20	24 hours a day 7 days per week	24		
	Aodefeier Berth		100	20		24		
	Chengxin PETRO-CHEMI Co. Ltd.		100	10		24		



Port reception facilities and disposal quantities in China registered in IMO GISIS

Port Name	Service Provider Name	Discharge Min Quantity (m <sup>3</sup> )	Discharge Max Quantity (m <sup>3</sup> )	Discharge Max Rate (m <sup>3</sup> /h)	Facility Availability	Minimum Notice Hours	Charging System	Additional Info
	Chengxin PETRO-CHEMI Co. Ltd.		100	10		24		
	Chengxin PETRO-CHEMI Co. Ltd.		100	10		24		
	Chengxin Storage Co. Ltd.		500	100		48		
	Chengxin Storage Co. Ltd.		500	100		48		
	China Petrochemicals Engineering Co. Ltd./Jiangsu JiangYin Company		300	60		24		
	GangDa Shipping Serves Company		100	60		24		
	GangDa Shipping Serves Company		100	60		24		
	JiangYin Foreign Shipping Material Serves Company		300	60		24		
	JiangYin Foreign Shipping Material Serves Company		300	60		24	60Yuan (RMB)/T	
	JiangYin Huacheng Shiye Company		300	80		24		
	JiangYin Huacheng Shiye Company		300	80		24		
	JiangYin JiangPing Ship Engineering Co. Ltd.		2500	100		24	300Yuan (RMB)/T	
	JiangYin JiangPing Ship Engineering Co. Ltd.		2500	100		24		
	JiangYin YangZi Shipping cabin washing Co. Ltd.		300	120		24		
	JiangYin YangZi Shipping cabin washing Co. Ltd.						International voyage: 205Yuan (RMB) /T, Civil voyage: 102Yuan (RMB) /T	
	Jiangyin Zhongran Berth		200	20		24		
	Jiangyin Zhongran Berth		200	20		24		
	Jinxian Jidian Serves Shanghai						Free-of-charge	
	Nanrong PETRO-CHEMI Co. Ltd.		120	20	24 hours a day 7 days	48		

Port Name	Service Provider Name	Discharge Min Quantity (m <sup>3</sup> )	Discharge Max Quantity (m <sup>3</sup> )	Discharge Rate (m <sup>3</sup> /h)	Facility Availability	Minimum Notice Hours	Charging System	Additional Info
	Nanrong PETRO-CHEMI Co. Ltd.		120	20		48		
	RunHai Shipping Serves Company		250	50		24		
	RunHai Shipping Serves Company		250	50		24		
	RunHai Shipping Serves Company						International voyage: 205Yuan (RMB) /T, Civil voyage: 102Yuan (RMB) /T	
	Runhua Storage Co. Ltd.		1000	100		48		
	Runhua Storage Co. Ltd.		1000	100		48		
	Shuangliang Lishide Berth		720	40		24		
	Shuangliang Lishide Berth		800	40		24		
	TongHai Shipping Serves Company						International voyage: 205Yuan (RMB) /T, Civil voyage: 102Yuan (RMB) /T	
	YangYuan Shipping Serves Company		500	120		24		
	YangYuan Shipping Serves Company		500	120		24	100Yuan (RMB)/T	
	ZhongYou Sell Jiangsu Co. Ltd.JiangYin Company		1000	50		24		
	Jingtang Port Co. Ltd. Ship Repair Branch		10	35	14		100RMB/t	
	Jingtang Port Co. Ltd. Ship Repair Branch		2	6			150RMB/ship	
Tangshan Caofeidian Industrial Zone HaiFa Shipping Co.Ltd.		40000	500000	60		80RMB/t	Caofeidian	
Tangshan Caofeidian Industrial Zone JinGang Shipping Co.Ltd.			60	16	24 hours a day 7 days per week			
Tangshan Port FuHao Marine Safe Technique Service Co.Ltd.		30	60	30		80RMB/t		
Tangshan Port FuHao Marine Safe Technique Service Co.Ltd.			200			100RMB/ship		
Tangshan Port HaiAn Ship Repair Co.Ltd.			30	10		100RMB/t		

Port reception facilities and disposal quantities in China registered in IMO GISIS

Port Name	Service Provider Name	Discharge Min Quantity (m <sup>3</sup> )	Discharge Max Quantity (m <sup>3</sup> )	Discharge Max Rate (m <sup>3</sup> /h)	Facility Availability	Minimum Notice Hours	Charging System	Additional Info
Lianyungang (CNLYG)	Tangshan Port HuaKe Sewage Water Dealing Co.Ltd.		25					
	Tangshan Port XinDe Shipping Service Co.Ltd.	30	90	30			80RMB/t	also in Caofeidian
	Tangshan Port XinDe Shipping Service Co.Ltd.							also in Caofeidian
	Tangshan RunCheng Commercial Trade Co.Ltd.	20	50	30			140RMB/t	
	Tianjin RenWen Enterprise Management Consult Service Co.LTD Jingtang Port Branch	55	655	100			175RMB/t	
	Tianjin RenWen Enterprise Management Consult Service Co.LTD Jingtang Port Branch		700	150			175RMB/t	
	CHINA SHIP FUEL SUPPLYING LIANYUNGANG CORPORATION		400	10				1
	CHINA SHIP FUEL SUPPLYING LIANYUNGANG CORPORATION		400	10				1
	CHINA SHIP FUEL SUPPLYING LIANYUNGANG CORPORATION		400	10				1
	CHINA SHIP FUEL SUPPLYING LIANYUNGANG CORPORATION		400	10				1
	LIANYUNGANG AOXIN SHIP SERVICE CO.LTD		200	20		24 hours a day 7 days per week		
	LIANYUNGANG COSCO SHIPYARD CO.LTD		640					1
	LIANYUNGANG FOREIGN SHIP SERVICE CORPORATION		280	20				1
	LIANYUNGANG FOREIGN SHIP SERVICE CORPORATION		280	20				1
	LIANYUNGANG FOREIGN SHIP SERVICE CORPORATION		280	20		24 hours a day 7 days per week		1
	LIANYUNGANG FOREIGN SHIP SERVICE CORPORATION		280	40				
LIANYUNGANG FOREIGN SHIP SERVICE CORPORATION		6					1	
LIANYUNGANG SHIP OILY WATER TREATMENT CENTER		300	5				24	
LIANYUNGANG SHIP OILY WATER TREATMENT CENTER		300	5				24	

Port Name	Service Provider Name	Discharge Min Quantity (m <sup>3</sup> )	Discharge Max Quantity (m <sup>3</sup> )	Discharge Rate (m <sup>3</sup> /h)	Facility Availability	Minimum Notice Hours	Charging System	Additional Info	
Longkou (CNL KU)	LIANYUNGANG SHIP OILY WATER TREATMENT CENTER		200	10		24			
	LIANYUNGANG TAIHE SHIP SERVICE CO.LTD		1500	80		1			
	LIANYUNGANG TAIHE SHIP SERVICE CO.LTD		1500	60		1			
	LIANYUNGANG TAIHE SHIP SERVICE CO.LTD		1500	80		1			
	LIANYUNGANG TAIHE SHIP SERVICE CO.LTD		550	20		1			
	LIANYUNGANG YUANFU SHIP SERVICE CO.LTD		200	20		1			
	LIANYUNQU HAIQING OILY WATER RECEIVING TERMINAL		200	20		1			
	LIANYUNQU HAIQING OILY WATER RECEIVING TERMINAL		200	20		1			
	LIANYUNQU HAIQING OILY WATER RECEIVING TERMINAL		200	20		1			
	LIANYUNQU XINHAI GANGKOU OILY WATER RECEIVING TERMINAL		650	20		24 hours a day 7 days per week			
	LIANYUNQU XINHAI GANGKOU OILY WATER RECEIVING TERMINAL		650	20					
	LIANYUNQU XINHAI GANGKOU OILY WATER RECEIVING TERMINAL		650	20					
	LIANYUNQU XINHAI GANGKOU OILY WATER RECEIVING TERMINAL		650	40					
	Longkou Binggang chemical quay of the liquid co. ltd.		10	40	30		24	20yuan/t	
	Longkou port industrial company ship receiving services			3	2				
LONGKOU XINGLONG MARINE SERVICES CO. LTD		10	500	100	24 hours a day 7 days per week				
LONGKOU XINGLONG MARINE SERVICES CO. LTD		10	500	100					
LONGKOU XINGLONG MARINE SERVICES CO. LTD		10	500	100					

Port reception facilities and disposal quantities in China registered in IMO GISIS

Port Name	Service Provider Name	Discharge Min Quantity (m <sup>3</sup> )	Discharge Max Quantity (m <sup>3</sup> )	Discharge Max Rate (m <sup>3</sup> /h)	Facility Availability	Minimum Notice Hours	Charging System	Additional Info	
Nanjing (CNNKG)	baoping ship service department of nanjing		80						
	baoping ship service department of nanjing		80						
	baoping ship service department of nanjing		80						
	baoping ship service department of nanjing		80						
	enci waste oil recycle depaxiaguan districtnanjingcty		80						
	enci waste oil recycle depaxiaguan districtnanjingcty		80						
	enci waste oil recycle depaxiaguan districtnanjingcty		80						
	encingfa waste oil recycle depaxiaguan districtnanjingcty		44			24 hours a day 7 days per week			
	encingfa waste oil recycle depaxiaguan districtnanjingcty		44						
	encingfa waste oil recycle depaxiaguan districtnanjingcty		80						
	encingfa waste oil recycle depaxiaguan districtnanjingcty		44						
	encingfa waste oil recycle depaxiaguan districtnanjingcty		44						
	feixiang ship service company of nanjing		102						
	feixiang ship service company of nanjing		102						
	feixiang ship service company of nanjing		102						
	feixiang ship service company of nanjing		102						
guangyi tank cleaning company of nanjing		121							
guangyi tank cleaning company of nanjing		10guanyi, 286jiang yuji		121	waste oil boat	24 hours a day 7 days per week			

Port Name	Service Provider Name	Discharge Min Quantity (m <sup>3</sup> )	Discharge Max Quantity (m <sup>3</sup> )	Discharge Max Rate (m <sup>3</sup> /h)	Facility Availability	Minimum Notice Hours	Charging System	Additional Info
	guangyi tank cleaning company of nanjing	10guanyi, 286jiang yuji		121	waste oil boat	24 hours a day 7 days per week		
	guangyi tank cleaning company of nanjing	10guanyi, 286jiang yuji		121	waste oil boat	24 hours a day 7 days per week		
	hangchanghe police wharf of nanjing security bureau		10					
	hangchanghe police wharf of nanjing security bureau		10					
	hangchanghe police wharf of nanjing security bureau		10					
	jinshe tank cleaning company of nanjing		141					
	jinshe tank cleaning company of nanjing		141					
	jinshe tank cleaning company of nanjing		141					
	jinshe tank cleaning company of nanjing		141					
	meiqing ship service department of nanjing		31		24 hours a day 7 days per week			
	meiqing ship service department of nanjing		31					
	meiqing ship service department of nanjing		115					
	meiqing ship service department of nanjing		31					
	meiqing ship service department of nanjing		31					
	meiqing ship service department of nanjing		31					
	nanjing port cold		1500					
	nanjing port cold		1500					
	nanjing port cold		1500					

Port reception facilities and disposal quantities in China registered in IMO GISIS

Port Name	Service Provider Name	Discharge Min Quantity (m <sup>3</sup> )	Discharge Max Quantity (m <sup>3</sup> )	Discharge Rate (m <sup>3</sup> /h)	Facility Availability	Minimum Notice Hours	Charging System	Additional Info
	nanjing port coldi		1500					
	nanjing port coldi		1500					
	nanjing port coldi		1500					
	nanjing refine plant wharf of sinopec			1000				
	nanjing refine plant wharf of sinopec			1000				
	nanjing refine plant wharf of sinopec			1000				
	nanjing refine plant wharf of sinopec			1000				
	nanjing refine plant wharf of sinopec			1000				
	no 1 wharf jintai		4000					
	no 1 wharf jintai		4000					
	no 1 wharf jintai		4000					
	no 1 of jiangpu ecomic & trade			15				
	no 1 of jiangpu ecomic & trade			15				
	no 1 of jiangpu ecomic & trade			15				
	no 123 wharf of yangzi-basf			20				
	no 123 wharf of yangzi-basf			20				
	no 123 wharf of yangzi-basf		20					
	no 123 wharf of yangzi-basf			20				
	no 123 wharf of yangzi-basf			20				
	no 3 tank cleaning plant		6156	100				

Port Name	Service Provider Name	Discharge Min Quantity (m <sup>3</sup> )	Discharge Max Quantity (m <sup>3</sup> )	Discharge Max Rate (m <sup>3</sup> /h)	Facility Availability	Minimum Notice Hours	Charging System	Additional Info
	no 3 tank cleaning plant		6156					
	no 3 tank cleaning plant		6156					
	no 3 tank cleaning plant		6156					
	no 3 tank cleaning plant		6156					
	no 3 tank cleaning plant		6156					
	petro deposite wharf of qingjiang		600					
	petro deposite wharf of qingjiang		600					
	petro deposite wharf of qingjiang		600					
	petro & chemical of xinshengwei		3000					
	petro & chemical of xinshengwei		3000					
	petro & chemical of xinshengwei		3000					
	petro & chemical of xinshengwei		3000					
	petro & chemical of xinshengwei		3000					
	petro & chemical of yangzi		1400					
	petro & chemical of yangzi		1400					
	petro & chemical of yangzi		1400					
	petro & chemical of yangzi		1400					
	petro & chemical of yangzi		1400					
	petro & chemical of yangzi		1400					
	quantfeng resource recycle company of nanjing		115		24 hours a day 7 days per week			
	quantfeng resource recycle company of nanjing		115					



Port reception facilities and disposal quantities in China registered in IMO GISIS

Port Name	Service Provider Name	Discharge Min Quantity (m <sup>3</sup> )	Discharge Max Quantity (m <sup>3</sup> )	Discharge Rate (m <sup>3</sup> /h)	Facility Availability	Minimum Notice Hours	Charging System	Additional Info
	quanteng resource recycle company of nanjing		115					
	shanghai waste oil recycle service depar of nanjing		114					
	shanghai waste oil recycle service depar of nanjing		114					
	shanghai waste oil recycle service depar of nanjing		114					
	shanghai waste oil recycle service depar of nanjing		114					
	shengyuan tank cleaning coltd		218					
	shengyuan tank cleaning coltd		218					
	shengyuan tank cleaning coltd		218					
	shengyuan tank cleaning coltd		218					
	shengyuan tank cleaning coltd		218					
	shengyuan tank cleaning coltd		218					
	shenshuan shiping engineering company of nanjing		95					
	shenshuan shiping engineering company of nanjing		95					
	shenshuan shiping engineering company of nanjing		95					
	shenshuan shiping engineering company of nanjing		95					
	shenshuan shiping engineering company of nanjing		95					
	shenshuan shiping engineering company of nanjing		95					
	transfer station of qixia hill							
	tug and boat company of nanjing port		298					

Port Name	Service Provider Name	Discharge Min Quantity (m <sup>3</sup> )	Discharge Max Quantity (m <sup>3</sup> )	Discharge Max Rate (m <sup>3</sup> /h)	Facility Availability	Minimum Notice Hours	Charging System	Additional Info
Nantong (CNNTG)	tug and boat company of nanjing port		298					
	tug and boat company of nanjing port		298					
	tug and boat company of nanjing port		298					
	xiaosheng waste oil receiving and service company of nanjing		116					
	xiaosheng waste oil receiving and service company of nanjing		116					
	xiaosheng waste oil receiving and service company of nanjing		116		24 hours a day 7 days per week			
	xiaosheng waste oil receiving and service company of nanjing		116					
	yimen ship engineering company of nanjing		93					
	yimen ship engineering company of nanjing		93					
	yimen ship engineering company of nanjing		93					
	yimen ship engineering company of nanjing		93					
	zhongxiang ship service department of nanjing		51					
	zhongxiang ship service department of nanjing		51		24 hours a day 7 days per week			
	zhongxiang ship service department of nanjing		51					
Jiangyin Yang Fan Tank-Cleaning Co.Ltd			160		24 hours a day 7 days per week		only inside COSCO Shipyard	
Nantong Bao Jie Shipping Service Co. Ltd			100				only inside COSCO Shipyard	
Nantong Chongchuan Shang Yuan Ao Xing Shipping Service Co. Ltd			300		24 hours a day 7 days per week			
Nantong Hong Da Shipping General Service Co.Ltd			100				only inside COSCO Shipyard	

Port reception facilities and disposal quantities in China registered in IMO GISIS

Port Name	Service Provider Name	Discharge Min Quantity (m <sup>3</sup> )	Discharge Max Quantity (m <sup>3</sup> )	Discharge Max Rate (m <sup>3</sup> /h)	Facility Availability	Minimum Notice Hours	Charging System	Additional Info
Penglai (CNPLA)	Nantong Huang Hai Shipping Service Co. Ltd		150					
	Nantong Wei Tai Marine Service Co. Ltd		140					
	Shipping Service Company					24		
	Shipping Service Company					24	Cost charged in addition to other services	1 oily wastes disposal vessel.
	Shipping Service Company					24		
	Tongzhou Shang Yuan Ao Xing Shipping Service Co. Ltd		310					only inside COSCO Shipyard
	Tongzhou Xiang Long Oil Process Co. Ltd		110			24 hours a day 7 days per week		only inside COSCO Shipyard
	PENGLAI ANBANG OIL PORT CO.LTD		6000	17				BARGAINING
	PENGLAI ANBANG OIL PORT CO.LTD		6000	17				BARGAINING
	PENGLAI ANBANG OIL PORT CO.LTD		6000	7				
	PENGLAI ANBANG OIL PORT CO.LTD		600	17		24 hours a day 7 days per week	1	BARGAINING
	PENGLAI ANBANG OIL PORT CO.LTD		600	17			1	
	Penglai Li Sheng Waste oil Processing Plant		180	7				
	Penglai Li Sheng Waste oil Processing Plant		180	7			1	BARGAINING
	Penglai Li Sheng Waste oil Processing Plant		180	7				
	Penglai Li Sheng Waste oil Processing Plant		180	7			1	BARGAINING
	Penglai Li Sheng Waste oil Processing Plant		180	7			1	BARGAINING
Penglai Li Sheng Waste oil Processing Plant		180	7			1	BARGAINING	
SHANDONG WEIYANG LUANJIAKOU PORT CO.LTD		20			24 hours a day 7 days per week			
YANTAI PORT GROUP PENGLAI PORT CO.LTD		10				1		BARGAINING
YANTAI PORT GROUP PENGLAI PORT CO.LTD		10					BARGAINING	

Port Name	Service Provider Name	Discharge Min Quantity (m <sup>3</sup> )	Discharge Max Quantity (m <sup>3</sup> )	Discharge Max Rate (m <sup>3</sup> /h)	Facility Availability	Minimum Notice Hours	Charging System	Additional Info	
Qingdao (CNTAO)	YANTAI PORT GROUP PENGLAI PORT CO.LTD		10			1	BARGAINING		
	YANTAI PORT GROUP PENGLAI PORT CO.LTD		10			1			
	YANTAI PORT GROUP PENGLAI PORT CO.LTD		10			1	BARGAINING		
	YANTAI PORT GROUP PENGLAI PORT CO.LTD		9				BARGAINING		
	Huangdao oil storage of Sina petrochemical		16000						
	Jiaonan ship repairing and Constructing Plant	5	30	10					
	Jiaonan ship repairing and Constructing Plant	5	30	10					
	Jiaonan ship repairing and Constructing Plant	5	30	10	24 hours a day 7 days per week				
	Jiaonan ship repairing and Constructing Plant	5	30	10					
	Jiaonan ship repairing and Constructing Plant	5	20	10					
	Qingdao Beihai Ship Biilding Heavy Industry Co. Ltd.		2700	20					
	Qingdao Beihai Ship Biilding Heavy Industry Co. Ltd.		2700	20					
	Qingdao Beihai Ship Biilding Heavy Industry Co. Ltd.		2700	20					
	Qingdao Bunker Company		2000						
	Qingdao Bunker Company		2000						
	Qingdao Bunker Supply Company		2000			24 hours a day 7 days per week			
Qingdao Contain Shipping Service Co. Ltd		5	300	5					
Qingdao Contain Shipping Service Co. Ltd		5	1000						
Qingdao Contain Shipping Service Co. Ltd		5	300	30					

Port reception facilities and disposal quantities in China registered in IMO GISIS

Port Name	Service Provider Name	Discharge Min Quantity (m <sup>3</sup> )	Discharge Max Quantity (m <sup>3</sup> )	Discharge Rate (m <sup>3</sup> /h)	Facility Availability	Minimum Notice Hours	Charging System	Additional Info
	Qingdao Contain Shipping Service Co. Ltd	200	300	18				
	Qingdao Fair Do Shipping Service Company	10	1000	150		3	Cost charged in addition to other services	
	Qingdao Fair Do Shipping Service Company	10	480	10				
	Qingdao Fukai Shipping Co. Ltd	5	1000					
	Qingdao Fukai Shipping Co. Ltd		0.3					
	Qingdao Fukai Shipping Co. Ltd	20	1000	20				
	Qingdao Fukai Shipping CoLtd	20	1000					
	Qingdao Fukai Shipping Co. Ltd	10	800					
	Qingdao Fukai Shipping Co. Ltd	5	300					
	Qingdao Haihongyuan Shipping Service company	0.5	20					
	Qingdao Haitong shipping Company	1	500	30				rental
	Qingdao Haitong shipping Company	1	500	5				
	Qingdao Haitong shipping Company	1	500	30				
	Qingdao Hangshun Shipping Co. Ltd.	5	300	10				
	Qingdao Hangshun Shipping Co. Ltd.	5	300	10				
	Qingdao Hyundai shipbuilding Co. Ltd.	3	200	10				
	Qingdao Hyundai shipbuilding Co. Ltd.	3	200	10				
	Qingdao Hyundai shipbuilding Co. Ltd.	3	200	10				
	Qingdao Hyundai shipbuilding Co. Ltd.	3	200	10	24 hours a day 7 days per week			
	Qingdao Hyundai shipbuilding Co. Ltd.	3	200	10				
	Qingdao Hyundai shipbuilding Co. Ltd.	3	200	10				

Port Name	Service Provider Name	Discharge Min Quantity (m <sup>3</sup> )	Discharge Max Quantity (m <sup>3</sup> )	Discharge Rate (m <sup>3</sup> /h)	Facility Availability	Minimum Notice Hours	Charging System	Additional Info
	Qingdao Qianhe shipping Co. Ltd	1	500	60				
	Qingdao Qianhe shipping Co. Ltd	1	500	20				
	Qingdao Qianhe shipping Co. Ltd	1	500	50				
	Qingdao Qianhe shipping Co. Ltd	1	15					
	Qingdao Ruihang Shipping Technology Co. Ltd.	50	600	10				
	Qingdao Ruihang Shipping Technology Co. Ltd.	50	600	10				
	Qingdao Shunli Repair Center For Shandong Seaport	20	1000	20				
	Qingdao Shunli Repair Center For Shandong Seaport	20	1000	20				
	Qingdao Union-Line Shipping Co. Ltd	5	500	15				
	Qingdao Union-Line Shipping Co. Ltd	5	500	15				
	Qingdao Xinrenhuan Environment Protect Technical Co. Ltd.	5	400	40				
	Qingdao Xinrenhuan Environment Protect Technical Co. Ltd.	5	400	1.5				
	Qingdao Yahai Shipping Co. Ltd.	3	10	5				
	Qingdao Yuanzhou Shipping Service Co. Ltd	1	1500	100				
	Qingdao Yuanzhou Shipping Service Co. Ltd	1	1500	10				
	Qingdao Yuanzhou Shipping Service Co. Ltd	1	500	10				
	Qingdao Yuanzhou Shipping Service Co. Ltd	1	500	10				
	Qingdao Zhonglian Shipping Co. Ltd.	6	398	18				
	Qingdao Zhonglian Shipping Co. Ltd.	3	89	12				
	Qingdao Zhonglian Shipping Co. Ltd.	3	89	12				

Port reception facilities and disposal quantities in China registered in IMO GISIS

Port Name	Service Provider Name	Discharge Min Quantity (m <sup>3</sup> )	Discharge Max Quantity (m <sup>3</sup> )	Discharge Max Rate (m <sup>3</sup> /h)	Facility Availability	Minimum Notice Hours	Charging System	Additional Info
	Qingdao Zhonglian Shipping Co. Ltd.	100	2296	25				
	Ship machine repairing Plant of No.2 Company of The Navigation Serves Bureau	10	100	15				
	Ship machine repairing Plant of No.2 Company of The Navigation Serves Bureau	10	100	15				
	Sunic Ocean Marine Technical & Service Co. Ltd	200	300	10				
	Sunic Ocean Marine Technical & Service Co. Ltd	200	300	10				
	Sunic Ocean Marine Technical & Service Co. Ltd	200	300	10				
	Sunic Ocean Marine Technical & Service Co. Ltd	200	300	10				
	Sunic Ocean Marine Technical & Service Co. Ltd	200	300	10				
	Sunic Ocean Marine Technical & Service Co. Ltd	200	300	10				
	Sunic Ocean Marine Technical & Service Co. Ltd	5	10					
Qinglan (CNQLN)	haikou xinhalina port- technology service center	10	100	10	24 hours a day 7 days per week	3	less than 300 gross tonnage 20 yuan per day for domestic; more than 300 gross tonnage 50 yuan per day for domestic and 200 yuan per day for international	
Qinhuangdao (CNSHP)	BIG SHIPPING Co.Ltd	5	30	20		24		
	BIG SHIPPING Co.Ltd	5	50	18		24		
	No 1 Branch company of Qinhuangdao port		8000	250	24 hours a day 7 days per week			
	QIN HUANGDAO SHUNTONG SHIPPING Co.Ltd		13665					
	QIN HUANGDAO SHUNTONG SHIPPING Co.Ltd		13665				Cost charged in addition to other services	
	QIN HUANGDAO SHUNTONG SHIPPING Co.Ltd		13665					

Port Name	Service Provider Name	Discharge Min Quantity (m <sup>3</sup> )	Discharge Max Quantity (m <sup>3</sup> )	Discharge Rate (m <sup>3</sup> /h)	Facility Availability	Minimum Notice Hours	Charging System	Additional Info
	QIN HUANGDAO SHUNTONG SHIPPING Co.Ltd	10	500	50		2		
	QIN HUANGDAO SHUNTONG SHIPPING Co.Ltd		10			1		
	Qinhuangdao Bijian Trading Co.Ltd		500	50		5		
	Qinhuangdao Bijian Trading Co.Ltd		80	20		5		
	Qinhuangdao Bijian Trading Co.Ltd		500	50		5		
	Qinhuangdao Bijian Trading Co.Ltd		500	50		5		
	Qinhuangdao Bijian Trading Co.Ltd		500	50		5		
	QINHUANGDAO CITY JINCHANG SHIP SUPPLIERS Co.Ltd	500	1000	50		5		
	QINHUANGDAO CITY JINCHANG SHIP SUPPLIERS Co.Ltd		1000	50		5		
	QINHUANGDAO CITY JINCHANG SHIP SUPPLIERS Co.Ltd	500	1000	50		5		
	QINHUANGDAO CITY JINCHANG SHIP SUPPLIERS Co.Ltd	500	1000	50		5		
	QINHUANGDAO DONGGUANG SHIPPING Co.Ltd	50	500	150		24		
	QINHUANGDAO DONGGUANG SHIPPING Co.Ltd	50	500	150	24 hours a day 7 days per week	24		
	QINHUANGDAO DONGGUANG SHIPPING Co.Ltd	50	500	150		24		
	QINHUANGDAO DONGGUANG SHIPPING Co.Ltd		500	150		24		
	QINHUANGDAO DONGGUANG SHIPPING Co.Ltd		13665				Cost charged in addition to other services	
	QINHUANGDAO F.RICH MARINE SHIP SERVICE		500	50		1		
	QINHUANGDAO F.RICH MARINE SHIP SERVICE		300	30		1		
	QINHUANGDAO F.RICH MARINE SHIP SERVICE	50	2000	1000		24		



Port reception facilities and disposal quantities in China registered in IMO GISIS

Port Name	Service Provider Name	Discharge Min Quantity (m <sup>3</sup> )	Discharge Max Quantity (m <sup>3</sup> )	Discharge Max Rate (m <sup>3</sup> /h)	Facility Availability	Minimum Notice Hours	Charging System	Additional Info
	QINHUANGDAO F.RICH MARINE SHIP SERVICE	50	2000	100		24		
	QINHUANGDAO F.RICH MARINE SHIP SERVICE		10					
	QINHUANGDAO FOREIGN SUPPLY Co.Ltd	3	500	20		24		
	QINHUANGDAO FOREIGN SUPPLY Co.Ltd	3	500	20				
	QINHUANGDAO HAITENG MARINE SERVICE Co.Ltd	5	500	30		2		
	QINHUANGDAO JIMEIDA SHIPPING SERVICE Co.Ltd		3226				Cost charged in addition to other services	
	QINHUANGDAO JITONG SHIPPING Co.Ltd	2	80	30		3		
	QINHUANGDAO JITONG SHIPPING Co.Ltd	1	15	12		5		
	QINHUANGDAO JITONG SHIPPING Co.Ltd	50	200	38		5		
	QINHUANGDAO JITONG SHIPPING Co.Ltd	50	400	80		5		
	QINHUANGDAO PORT AUTHORITY INDUSTRY AND COMMERCE COMPANY FOREIGN SHIPPING SERVICE							
	QINHUANGDAO QUANSHUN SHIPPING SERVICE Co.Ltd					1		
	QINHUANGDAO SHUNHANG SHIPPING Co.Ltd		10	3		7		
	QINHUANGDAO SHUNHANG SHIPPING Co.Ltd		15	5		7		
	QINHUANGDAO YISHUNHAI SHIPPING AGENT Co.Ltd		50	10	24 hours a day 7 days per week	6		
	QINHUANGDAO YISHUNHAI SHIPPING AGENT Co.Ltd		4			6		
	QINHUANGDAO ZHANSHUN SHIPPING SERVICE Co.Ltd	1	700	30		1		
	QINHUANGDAO ZHANSHUN SHIPPING SERVICE Co.Ltd	1	400	30		1		

Port Name	Service Provider Name	Discharge Min Quantity (m <sup>3</sup> )	Discharge Max Quantity (m <sup>3</sup> )	Discharge Max Rate (m <sup>3</sup> /h)	Facility Availability	Minimum Notice Hours	Charging System	Additional Info	
Rizhao (CNRZH)	QINHUANGDAO ZHANSHUN SHIPPING SERVICE Co.Ltd	50	2500	50	24 hours a day 7 days per week	24			
	QINHUANGDAO ZHANSHUN SHIPPING SERVICE Co.Ltd	50	3000	100		24			
	QINHUANGDAO ZHANSHUN SHIPPING SERVICE Co.Ltd		10						
	RAN OCEAN MARINE Co.Ltd	5	50	17		5			
	RAN OCEAN MARINE Co.Ltd	5	70	7		5			
	RAN OCEAN MARINE Co.Ltd	5	50	10		5			
	RAN OCEAN MARINE Co.Ltd	5	50	17		5			
	RAN OCEAN MARINE Co.Ltd		5						
	SHANHAIGUAN SHIP BUILDING INDUSTRY Co.Ltd		800	40			12		
	SHANHAIGUAN SHIP BUILDING INDUSTRY Co.Ltd		300	300			8		
	SHANHAIGUAN SHIP BUILDING INDUSTRY Co.Ltd		800	40			12		
	SHANHAIGUAN SHIP BUILDING INDUSTRY Co.Ltd		100	50			12		
	SHANHAIGUAN SHIP BUILDING INDUSTRY Co.Ltd		10				12		
	Haijie. Marine. Service.co. ltd. District, rizhao. City		280	50					
Haijie. Marine. Service.co. ltd. District, rizhao. City		280	50						
Haijie. Marine. Service.co. ltd. District, rizhao. City		280	50						
Haijie. Marine. Service.co. ltd. District, rizhao. City		280	50						
Lanshan port property management company		260	125						

Port reception facilities and disposal quantities in China registered in IMO GISIS

Port Name	Service Provider Name	Discharge Min Quantity (m <sup>3</sup> )	Discharge Max Quantity (m <sup>3</sup> )	Discharge Max Rate (m <sup>3</sup> /h)	Facility Availability	Minimum Notice Hours	Charging System	Additional Info
	Lanshan port property management company		260	125				
	Lanshan port property management company		260	125				
	Lanshan port property management company		260	125				
	Lanshan port property management company		260	125				
	Rizhao city lanshanxingtong shipping limited supplies co; ltd		545	50				
	Rizhao city lanshanxingtong shipping limited supplies co; ltd		545	50				
	Rizhao city lanshanxingtong shipping limited supplies co; ltd		545	50				
	Rizhao grace marine service co; ltd		300	50				
	Rizhao grace marine service co; ltd		300	50				
	Rizhao grace marine service co; ltd		300	50	24 hours a day 7 days per week			
	Rizhao grace marine service co; ltd		300	50				
	Rizhao haiming petrolic & transportation co; ltd		3000	200		24	Cost charged in addition to other services	
	Rizhao haiming petrolic & transportation co; ltd		3000	200				
	Rizhao haiming petrolic & transportation co; ltd		3000	200		24	Cost charged in addition to other services	
	Rizhao haiming petrolic & transportation co; ltd		3000	200		24	Cost charged in addition to other services	
	Rizhao haiming petrolic & transportation co; ltd		3000	200				
	Rizhao haiming petrolic & transportation co; ltd		3000	200		24	Cost charged in addition to other services	
	Rizhao haiming petrolic & transportation co; ltd		3000	200				
	Rizhao haiming petrolic & transportation co; ltd		3000	200				
	Rizhao haixing shipping service co. ltd		260	50				
	Rizhao haixing shipping service co. ltd		260	50				

Port Name	Service Provider Name	Discharge Min Quantity (m <sup>3</sup> )	Discharge Max Quantity (m <sup>3</sup> )	Discharge Max Rate (m <sup>3</sup> /h)	Facility Availability	Minimum Notice Hours	Charging System	Additional Info
	Rizhao haixing shipping service co. ltd		260	50				
	Rizhao haixing shipping service co. ltd		260	50				
	Rizhao hengrun Shipping Serves Company		190	84				
	Rizhao hengrun Shipping Serves Company		190	84				
	Rizhao luckyshore shipping service co ; ltd		280	90				
	Rizhao luckyshore shipping service co ; ltd		280	90				
	Rizhao luckyshore shipping service co ; ltd		280	90				
	Rizhao newo asis liquid chemicals warehousing and managing co; ltd.		4000	150				
	Rizhao newo asis liquid chemicals warehousing and managing co; ltd.		4000	150				
	Rizhao newo asis liquid chemicals warehousing and managing co; ltd.		4000	150				
	Shandong landbridge port co ; ltd		600	200		24	Cost charged in addition to other services	
	Shandong landbridge port co ; ltd		6000	200	24 hours a day 7 days per week			
	Shandong landbridge port co ; ltd		6000	200		24	Cost charged in addition to other services	
	Shandong landbridge port co ; ltd		6000	200		24	Cost charged in addition to other services	
	Shandong landbridge port co ; ltd		6000	200				
	Shandong tonghai port co ; ltd		1000	200				
	Shandong tonghai port co ; ltd		1000	200				
	Shandong tonghai port co ; ltd		1000	200				
	Shandong tonghai port co ; ltd		1000	200				
	Shandong tonghai port co ; ltd		1000	200				
	talhe oil tank cleaning and oil residues and oily water reception of rizhao		300	50		24	Cost charged in addition to other services	

Port reception facilities and disposal quantities in China registered in IMO GISIS

Port Name	Service Provider Name	Discharge Min Quantity (m <sup>3</sup> )	Discharge Max Quantity (m <sup>3</sup> )	Discharge Max Rate (m <sup>3</sup> /h)	Facility Availability	Minimum Notice Hours	Charging System	Additional Info
	tailhe oil tank cleaning and oil residues and oily water reception of rizhao		300	50				
	Vopak terminal shandong lanshan ltd		3000	200				
	Vopak terminal shandong lanshan ltd		3000	200				
	Vopak terminal shandong lanshan ltd		3000	200				
	Vopak terminal shandong lanshan ltd		3000	200				
	Vopak terminal shandong lanshan ltd		3000	200				
	Vopak terminal shandong lanshan ltd		3000	200				
	Vopak terminal shandong lanshan ltd		3000	200				
Sanya (CNSYX)	hainan petroleum Pacific CO.LTD	2	2000	28		24	negotiation	
	hainan petroleum Pacific CO.LTD	2	2000	28	24 hours a day 7 days per week	24	negotiation	
	hainan petroleum Pacific CO.LTD	2	2000	28		24	negotiation	
	hainan petroleum Pacific CO.LTD	2	2000	28		24	negotiation	
Shanghai (CNSHA)	CHINA SHANGHAI ANXIONG SHIPPING REPAIR CO.LTD		500	150				
	CHINA SHANGHAI ANXIONG SHIPPING REPAIR CO.LTD		500	150				
	CHINA SHANGHAI ANXIONG SHIPPING REPAIR CO.LTD		500	150				
	CHINA SHANGHAI ANXIONG SHIPPING REPAIR CO.LTD		500	150	24 hours a day 7 days per week			
	china shipping & sinopec suppliers co.ltd shanghai materials branch		550	150		24		
	china shipping & sinopec suppliers co.ltd shanghai materials branch		368	150				
	china shipping & sinopec suppliers co.ltd shanghai materials branch		368	150				
	china shipping & sinopec suppliers co.ltd shanghai materials branch		368	150				

Port Name	Service Provider Name	Discharge Min Quantity (m <sup>3</sup> )	Discharge Max Quantity (m <sup>3</sup> )	Discharge Rate (m <sup>3</sup> /h)	Facility Availability	Minimum Notice Hours	Charging System	Additional Info
	CHINA SHIPPING INDUSTRY CO. LTD. LIXIN SHIPYARD			15				
	CHINA SHIPPING INDUSTRY CO. LTD. LIXIN SHIPYARD			15				
	CHINA SHIPPING INDUSTRY CO. LTD. LIXIN SHIPYARD			15				
	CHINA SHIPPING INDUSTRY CO. LTD. LIXIN SHIPYARD			15				
	COSCO CONTAINER LINE CO. LTD	5	100	0.3			Free-of-charge	
	EASTERN TANKSTORE SHANGHAI SHIPING LTD.		40	5				
	HANGHAI.SHUSHI.WATER.AREA.PROJEET.C ONSTRUCTING.		230	150				
	HANGHAI.SHUSHI.WATER.AREA.PROJEET.C ONSTRUCTING.		230	150				
	HANGHAI.SHUSHI.WATER.AREA.PROJEET.C ONSTRUCTING.		230	150				
	HANGHAI.SHUSHI.WATER.AREA.PROJEET.C ONSTRUCTING.		230	150				
	HANGHAI.SHUSHI.WATER.AREA.PROJEET.C ONSTRUCTING.		230	150				
	HEJIAWAN OILHOUSE OF SHANGHAI CHIMBUSCO MARINE BUNKER CO.LTD.			20				
	HEJIAWAN OILHOUSE OF SHANGHAI CHIMBUSCO MARINE BUNKER CO.LTD.			20				
	HEJIAWAN OILHOUSE OF SHANGHAI CHIMBUSCO MARINE BUNKER CO.LTD.			20				
	HEJIAWAN OILHOUSE OF SHANGHAI CHIMBUSCO MARINE BUNKER CO.LTD.			20				
	SHANGHAI AOZHOU COOLING & HEATING ENGINEERING CO. LTD				24 hours a day 7 days per week			
	Shanghai changshen ship cleaning co.ltd.		360	150				
	Shanghai changshen ship cleaning co.ltd.		360	150				
	Shanghai changshen ship cleaning co.ltd.		360	150				

Port reception facilities and disposal quantities in China registered in IMO GISIS

Port Name	Service Provider Name	Discharge Min Quantity (m <sup>3</sup> )	Discharge Max Quantity (m <sup>3</sup> )	Discharge Rate (m <sup>3</sup> /h)	Facility Availability	Minimum Notice Hours	Charging System	Additional Info
	Shanghai changshen ship cleaning co.ltd.		360	150				
	Shanghai changshen ship cleaning co.ltd.		360	150				
	SHANGHAI CHIMBUSCO MARINE BUNKER CO.LTD.		1000	150				
	SHANGHAI CHIMBUSCO MARINE BUNKER CO.LTD.		1000	150				
	SHANGHAI CHIMBUSCO MARINE BUNKER CO.LTD.		1000	150				
	SHANGHAI CHIMBUSCO MARINE BUNKER CO.LTD.		1000	150				
	SHANGHAI COSCO SHIPPING INDUSTRY CO. LTD			20				
	SHANGHAI COSCO SHIPPING INDUSTRY CO. LTD			20				
	SHANGHAI COSCO SHIPPING INDUSTRY CO. LTD			20				
	SHANGHAI COSCO SHIPPING INDUSTRY CO. LTD			20				
	SHANGHAI FUHAI SHIPPING SERVICE CO. LTD		300	150				
	SHANGHAI FUHAI SHIPPING SERVICE CO. LTD		300	150				
	SHANGHAI FUHAI SHIPPING SERVICE CO. LTD		300	150				
	SHANGHAI FUHAI SHIPPING SERVICE CO. LTD		300	150				
	SHANGHAI FUHAI SHIPPING SERVICE CO. LTD		300	150				
	SHANGHAI GENGYANG SHIPPING SERVICE CO. LTD		502	150				
	SHANGHAI GENGYANG SHIPPING SERVICE CO. LTD		502	150				
	SHANGHAI GENGYANG SHIPPING SERVICE CO. LTD		502	150				

Port Name	Service Provider Name	Discharge Min Quantity (m <sup>3</sup> )	Discharge Max Quantity (m <sup>3</sup> )	Discharge Max Rate (m <sup>3</sup> /h)	Facility Availability	Minimum Notice Hours	Charging System	Additional Info
	SHANGHAI GENGYANG SHIPPING SERVICE CO. LTD	502	150					
	SHANGHAI GOOD HARVERST SHIPPING SERVICE CO.LTD	250	150					
	SHANGHAI GOOD HARVERST SHIPPING SERVICE CO.LTD	250	150					
	SHANGHAI GOOD HARVERST SHIPPING SERVICE CO.LTD	250	150					
	SHANGHAI GOOD HARVERST SHIPPING SERVICE CO.LTD	250	150					
	SHANGHAI GOOD HARVERST SHIPPING SERVICE CO.LTD	250	150					
	SHANGHAI HEXING SHIPPING DEVELOPMENT CO. LTD.	150	300					
	SHANGHAI HEXING SHIPPING DEVELOPMENT CO. LTD.	300	150					
	SHANGHAI HEXING SHIPPING DEVELOPMENT CO. LTD.	300	150		24 hours a day 7 days per week			
	SHANGHAI HEXING SHIPPING DEVELOPMENT CO. LTD.	300	150					
	SHANGHAI HONGXIN SHIPPING INDUSTRY CO. LTD.	470	150					
	SHANGHAI HONGXIN SHIPPING INDUSTRY CO. LTD.	470	150					
	SHANGHAI HONGXIN SHIPPING INDUSTRY CO. LTD.	470	150					
	SHANGHAI HONGXIN SHIPPING INDUSTRY CO. LTD.	470	150					
	SHANGHAI HUANSHENG SHIPPING SERVICE CO.LTD	500	150					
	SHANGHAI HUANSHENG SHIPPING SERVICE CO.LTD	500	150					
	SHANGHAI HUANSHENG SHIPPING SERVICE CO.LTD	500	150					



Port reception facilities and disposal quantities in China registered in IMO GISIS

Port Name	Service Provider Name	Discharge Min Quantity (m <sup>3</sup> )	Discharge Max Quantity (m <sup>3</sup> )	Discharge Max Rate (m <sup>3</sup> /h)	Facility Availability	Minimum Notice Hours	Charging System	Additional Info
	SHANGHAI HUANSHENG SHIPPING SERVICE CO.LTD	500	150					
	SHANGHAI HUARONGDA PETROCHEMICAL STORAGE CO. LTD.	60	5					
	Shanghai huitong shipping service Co. Ltd.	340	150					
	Shanghai huitong shipping service Co. Ltd.	340	150					
	Shanghai huitong shipping service Co. Ltd.	340	150					
	Shanghai huitong shipping service Co. Ltd.	340	150					
	SHANGHAI JINFENG SHIPPING SERVICE CO. LTD	350	150					
	SHANGHAI JINFENG SHIPPING SERVICE CO. LTD	350	150					
	SHANGHAI JINFENG SHIPPING SERVICE CO. LTD	350	150					
	SHANGHAI JINFENG SHIPPING SERVICE CO. LTD	350	150					
	SHANGHAI JINFENG SHIPPING SERVICE CO. LTD	350	150					
	SHANGHAI JINGXIN SHIPPING SERVICE CO. LTD.	238	150		24 hours a day 7 days per week			
	SHANGHAI JINGXIN SHIPPING SERVICE CO. LTD.	238	150					
	SHANGHAI JINGXIN SHIPPING SERVICE CO. LTD.	238	150					
	SHANGHAI JINGXIN SHIPPING SERVICE CO. LTD.	238	150					
	SHANGHAI JIUQING TRADING CO.LTD	250	150					
	SHANGHAI JIUQING TRADING CO.LTD	250	150					
	SHANGHAI JIUQING TRADING CO.LTD	250	150					
	SHANGHAI JIUQING TRADING CO.LTD	250	150					

Port Name	Service Provider Name	Discharge Min Quantity (m <sup>3</sup> )	Discharge Max Quantity (m <sup>3</sup> )	Discharge Rate (m <sup>3</sup> /h)	Facility Availability	Minimum Notice Hours	Charging System	Additional Info
	Shanghai lube oil factory xiyang sludge depart	550	550	150				
	Shanghai lube oil factory xiyang sludge depart	550	550	150				
	Shanghai lube oil factory xiyang sludge depart	550	550	150				
	Shanghai lube oil factory xiyang sludge depart	550	550	150				
	Shanghai lube oil factory xiyang sludge depart	550	550	150				
	Shanghai minghan shipping engineering co.Ltd	365	365	150				
	Shanghai minghan shipping engineering co.Ltd	365	365	150				
	Shanghai minghan shipping engineering co.Ltd	365	365	150				
	Shanghai minghan shipping engineering co.Ltd	365	365	150				
	Shanghai minghan shipping engineering co.Ltd	365	365	150				
	SHANGHAI NINGGANG FUEL COMPANY CO. LTD	490	490	150				
	SHANGHAI NINGGANG FUEL COMPANY CO. LTD	490	490	150				
	SHANGHAI NINGGANG FUEL COMPANY CO. LTD	490	490	150				
	SHANGHAI NINGGANG FUEL COMPANY CO. LTD	490	490	150				
	SHANGHAI NINGGANG FUEL COMPANY CO. LTD	490	490	150				
	Shanghai ocean Development Co. Ltd.	250	250	150	24 hours a day 7 days per week			
	Shanghai ocean Development Co. Ltd.	250	250	150				
	Shanghai ocean Development Co. Ltd.	250	250	150				
	SHANGHAI ORIENT TERMINAL CO. LTD	24	24	5				
	Shanghai Orient Terminal Co. Ltd.					0	Cost charged in addition to other services	

Port reception facilities and disposal quantities in China registered in IMO GISIS

Port Name	Service Provider Name	Discharge Min Quantity (m <sup>3</sup> )	Discharge Max Quantity (m <sup>3</sup> )	Discharge Max Rate (m <sup>3</sup> /h)	Facility Availability	Minimum Notice Hours	Charging System	Additional Info
	Shanghai Petro-chemical Co. Ltd.					0	Cost charged in addition to other services	
	SHANGHAI RONGBO SHIPPING SERVICE CO. LTD.	160	160	50				
	SHANGHAI RONGBO SHIPPING SERVICE CO. LTD.	160	160	50				
	SHANGHAI RONGBO SHIPPING SERVICE CO. LTD.	160	160	50				
	SHANGHAI RONGBO SHIPPING SERVICE CO. LTD.	160	160	50				
	SHANGHAI RONGBO SHIPPING SERVICE CO. LTD.	160	160	50				
	SHANGHAI RONGHUA SHIPPING SERVICE CO. LTD.	496	496	150				
	SHANGHAI RONGHUA SHIPPING SERVICE CO. LTD.	496	496	150	24 hours a day 7 days per week			
	SHANGHAI RONGHUA SHIPPING SERVICE CO. LTD.	496	496	150				
	SHANGHAI RONGHUA SHIPPING SERVICE CO. LTD.	496	496	150				
	Shanghai shengmin shipping service co.ltd.	420	420	150				
	Shanghai shengmin shipping service co.ltd.	420	420	150				
	Shanghai shengmin shipping service co.ltd.	420	420	150				
	Shanghai shengmin shipping service co.ltd.	420	420	150				
	Shanghai shipping engineering co.Ltd	9000	9000	20				
	Shanghai shipping engineering co.Ltd	9000	9000	20				
	Shanghai shipping engineering co.Ltd	9000	9000	20	24 hours a day 7 days per week			
	Shanghai shipping engineering co.Ltd	9000	9000	20				

Port Name	Service Provider Name	Discharge Min Quantity (m <sup>3</sup> )	Discharge Max Quantity (m <sup>3</sup> )	Discharge Max Rate (m <sup>3</sup> /h)	Facility Availability	Minimum Notice Hours	Charging System	Additional Info
	Shanghai Shipping Labour Service Co. Ltd		400	150				
	Shanghai Shipping Labour Service Co. Ltd		400	150				
	Shanghai Shipping Labour Service Co. Ltd		400	150				
	Shanghai Shipping Labour Service Co. Ltd		400	150				
	SHANGHAI SHOUYI SHIPPING SERVICE CO. LTD.		300	150				
	SHANGHAI SHOUYI SHIPPING SERVICE CO. LTD.		300	150				
	SHANGHAI SHOUYI SHIPPING SERVICE CO. LTD.		300	150				
	SHANGHAI SHOUYI SHIPPING SERVICE CO. LTD.		300	150				
	SHANGHAI SHOUYI SHIPPING SERVICE CO. LTD.		300	150				
	ShangHai Shuangjian Trade Co. Ltd.		220	150				
	ShangHai Shuangjian Trade Co. Ltd.		220	150				
	ShangHai Shuangjian Trade Co. Ltd.		220	150				
	ShangHai Shuangjian Trade Co. Ltd.		220	150				
	SHANGHAI TENGHUA SHIPPING SERVICE CO.LTD.		180	50				
	SHANGHAI TENGHUA SHIPPING SERVICE CO.LTD.		180	50				
	SHANGHAI TENGHUA SHIPPING SERVICE CO.LTD.		180	50				
	SHANGHAI TENGHUA SHIPPING SERVICE CO.LTD.		180	50				
	SHANGHAI TENGHUA SHIPPING SERVICE CO.LTD.		180	50				

Port reception facilities and disposal quantities in China registered in IMO GISIS

Port Name	Service Provider Name	Discharge Min Quantity (m <sup>3</sup> )	Discharge Max Quantity (m <sup>3</sup> )	Discharge Max Rate (m <sup>3</sup> /h)	Facility Availability	Minimum Notice Hours	Charging System	Additional Info
	Shanghai Tian Yuan Group Huashen Chemical Terminal		30	6				
	Shanghai Tongyin Industry & Trade Co.LTD		280	150				
	Shanghai Tongyin Industry & Trade Co.LTD		280	150				
	Shanghai Tongyin Industry & Trade Co.LTD		280	150				
	Shanghai Tongyin Industry & Trade Co.LTD		280	150				
	Shanghai Tongyin Industry & Trade Co.LTD		280	150				
	Shanghai Waters Environmental Development Co. Ltd.		500	150				
	Shanghai Waters Environmental Development Co. Ltd.		500	150				
	Shanghai Waters Environmental Development Co. Ltd.		500	150				
	Shanghai Waters Environmental Development Co. Ltd.	10	2185	2		24	200YUAN/T	
	Shanghai Waters Environmental Development Co. Ltd.	2	50	1	24 hours a day 7 days per week	24	1000-3500YUAN/VESS EL	
	Shanghai Xinan shipping service company		480	150				
	Shanghai Xinan shipping service company		480	150				
	Shanghai Xinan shipping service company		480	150				
	Shanghai Xinan shipping service company		480	150				
	Shanghai Xinan shipping service company		480	150				
	SHANGHAI XINGGUANGMINGHAO SHIPPING CO. LTD		160	50				
	SHANGHAI XINGGUANGMINGHAO SHIPPING CO. LTD		160	50				
	SHANGHAI XINGGUANGMINGHAO SHIPPING CO. LTD		160	50				

Port Name	Service Provider Name	Discharge Min Quantity (m <sup>3</sup> )	Discharge Max Quantity (m <sup>3</sup> )	Discharge Max Rate (m <sup>3</sup> /h)	Facility Availability	Minimum Notice Hours	Charging System	Additional Info
	SHANGHAI XINGGUANGMINGHAO SHIPPING CO. LTD		160	50				
	SHANGHAI XINGGUANGMINGHAO SHIPPING CO. LTD		160	50				
	SHANGHAI XIPU INDUSTRY AND TRADE CO. LTD.		567	150				
	SHANGHAI XIPU INDUSTRY AND TRADE CO. LTD.		917	150				
	SHANGHAI XIPU INDUSTRY AND TRADE CO. LTD.		567	150				
	SHANGHAI XIPU INDUSTRY AND TRADE CO. LTD.		498	150				
	SHANGHAI XIPU INDUSTRY AND TRADE CO. LTD.		917	150				
	SHANGHAI XUN LONG SHIPPING SERVICE CO. LTD		49	1				
	SHANGHAI YUXE SHIPPING SERVICE CO. LTD		260	150				
	SHANGHAI YUXE SHIPPING SERVICE CO. LTD		260	150				
	SHANGHAI YUXE SHIPPING SERVICE CO. LTD		260	150				
	SHANGHAI YUXE SHIPPING SERVICE CO. LTD		260	150				
	SHANGHAI YUXE SHIPPING SERVICE CO. LTD		260	150				
	SHANGHAI ZHEZHU INDUSTRY & TRADE CO. LTD				24 hours a day 7 days per week			
	Shanghi yilufa shipping se		498	150				
	Shanghi yilufa shipping se		498	150				
	Shanghi yilufa shipping se		498	150				
	Shanghi yilufa shipping se		498	150				
	Shanghi yilufa shipping se		498	150				

Port reception facilities and disposal quantities in China registered in IMO GISIS

Port Name	Service Provider Name	Discharge Min Quantity (m <sup>3</sup> )	Discharge Max Quantity (m <sup>3</sup> )	Discharge Max Rate (m <sup>3</sup> /h)	Facility Availability	Minimum Notice Hours	Charging System	Additional Info	
	SHANHAI WEILONG SHIP REPAIRS AND SERVICE CO. LTD.		280	150					
	SHANHAI WEILONG SHIP REPAIRS AND SERVICE CO. LTD.		280	150					
	SHANHAI WEILONG SHIP REPAIRS AND SERVICE CO. LTD.		280	150					
	SHANHAI WEILONG SHIP REPAIRS AND SERVICE CO. LTD.		280	150					
	SHANHAI WEILONG SHIP REPAIRS AND SERVICE CO. LTD.		280	150					
	SHNAGHAI JINGDONG OIL & GREASE CHEMICAL FACTORY		250	150					
	SHNAGHAI JINGDONG OIL & GREASE CHEMICAL FACTORY		250	150					
	SHNAGHAI JINGDONG OIL & GREASE CHEMICAL FACTORY		250	150					
	SHNAGHAI JINGDONG OIL & GREASE CHEMICAL FACTORY		250	150					
	SINOPEC SHANGHAI PETROCHEMICAL COMPANY LIMITED		1000	20					
	SINOPEC SHANGHAI PETROCHEMICAL COMPANY LIMITED		1000	20					
	SINOPEC SHANGHAI PETROCHEMICAL COMPANY LIMITED		1000	20					
	SINOPEC SHANGHAI PETROCHEMICAL COMPANY LIMITED		1000	20					
	Vopak Terminal (Shanghai) Co. Ltd		1500	30			24	2000YUAN/T	
	Shenzhen (CNSZ)	china merchants petrochemical co.ltd		212	35				
		eastern tankstore (shenzhen)ltd		500	60				
petro china shenzhen meish mawan oil terminal co.ltd			560	50	24 hours a day 7 days per week				
shenzhen baoyu ship service co.ltd			3500						
shenzhen brightway co.ltd			1015	69					

Port Name	Service Provider Name	Discharge Min Quantity (m <sup>3</sup> )	Discharge Max Quantity (m <sup>3</sup> )	Discharge Max Rate (m <sup>3</sup> /h)	Facility Availability	Minimum Notice Hours	Charging System	Additional Info
Taizhou (CNTZO)	shenzhen haijing ship service co.ltd		2300					
	shenzhen hangpeng ship service co.ltd		700					
	shenzhen hopeland co.ltd	1.5	3					
	shenzhen jufeng ship service co.ltd		2100					
	shenzhen longshan ship service co.ltd		7024					
	shenzhen pearl river&jjaren ship service co.ltd		2200					
	shenzhen qianhe&liwanjia ship service co.ltd		2175					
	shenzhen qiqiqi ship service co.ltd		2569					
	shenzhen yashilin ship service co.ltd		850					
	Changfa Shipping Serves Company		35	8			bargaining	
	Changfa Shipping Serves Company		7	2		24 hours a day 7 days per week	10-350	
	chemical wharf of haiqi port co.ltd.		4000	200			Free-of-charge	
	chemical wharf of haiqi port co.ltd.		4000	200			Free-of-charge	
	chemical wharf of sanmu co.ltd.		1000	100		48		
	chemical wharf of sanmu co.ltd.		1000	100		8	Free-of-charge	
	Fugang Shipping Serves Company		160	17			bargaining	
Runyang Shipping Serves Company		150	20			bargaining		
wharf1 of sp chemical co.ltd.(taixing)		5000	13		24 hours a day 7 days per week	Free-of-charge		
wharf1 of sp chemical co.ltd.(taixing)		5000	13			Free-of-charge		
wharf2 of sp chemical co.ltd.(taixing)		5000	45			Free-of-charge		



Port reception facilities and disposal quantities in China registered in IMO GISIS

Port Name	Service Provider Name	Discharge Min Quantity (m <sup>3</sup> )	Discharge Max Quantity (m <sup>3</sup> )	Discharge Max Rate (m <sup>3</sup> /h)	Facility Availability	Minimum Notice Hours	Charging System	Additional Info
Tangshan (CNTAS)	wharf2 of sp chemical co.ltd.(taixing)	5000	45				Free-of-charge	
	Yangzijiang Shipping Serves Company	80	8				bargaining	
	Dayuan ship oil manage coltd	6000				24		
	tangshan zhongsheng ship manage coltd							
	Tangshan Caofeidian Industrial Zone HaiFa Shipping Co.Ltd.	2000				24		
	tangshan fengyuan sea polluting manage coltd	500			24 hours a day 7 days per week	24		
	tangshan fengyuan sea polluting manage coltd							
	tangshancaofeidian haicheng ship service co ltd	500				24		
	tangshancaofeidian xiaofei commerial coltd	500				24		
	tangshancaofeidian xiaofei commerial coltd							
tangshancaofeidian yuyang ship service agency coltd	500				24			
tangshancaofeidian yuyang ship service agency coltd								
Tianjin (CNTSN)	Bohai Petroleum Jumiangcheng Base Developing Company	3			demand service	1		
	Bohai Petroleum Material Services Company	6				1		
	Tanggu Gaoan Labour Services Department	4				1		
	Tianjin Anyang Ship Eneering Co.Ltd	198			24 hours a day 7 days per week	12		
	Tianjin Anyang Ship Eneering Co.Ltd	198				12		
	Tianjin Anyang Ship Eneering Co.Ltd	198				12		
	Tianjin Anyang Ship Eneering Co.Ltd	198				12		
	Tianjin Deda Huahang Ship Technology Services Co.Ltd	1000				12		

Port Name	Service Provider Name	Discharge Min Quantity (m <sup>3</sup> )	Discharge Max Quantity (m <sup>3</sup> )	Discharge Max Rate (m <sup>3</sup> /h)	Facility Availability	Minimum Notice Hours	Charging System	Additional Info
	Tianjin Deda Huahang Ship Technology Services Co.Ltd		1000			12		
	Tianjin Deda Huahang Ship Technology Services Co.Ltd		1000			12		
	Tianjin Deda Huahang Ship Technology Services Co.Ltd		1000			12		
	Tianjin Developing Area Anhai Ship Engineering Services Co.Ltd		5			1		
	Tianjin Developing Area Boda Enterprise Co.Ltd		3			1		
	Tianjin Developing Area Kaiyi Trading Co.Ltd		185			12		
	Tianjin Developing Area Kaiyi Trading Co.Ltd		185			12		
	Tianjin Developing Area Kaiyi Trading Co.Ltd		185			12		
	Tianjin Developing Area Kaiyi Trading Co.Ltd		185			12		
	Tianjin Dongliang Ship Fittings Business&Trade Co.Ltd		137			12		
	Tianjin Dongliang Ship Fittings Business&Trade Co.Ltd		137			12		
	Tianjin Dongliang Ship Fittings Business&Trade Co.Ltd		137			12		
	Tianjin Dongliang Ship Fittings Business&Trade Co.Ltd		137			12		
	Tianjin Hairun Mechatronics Equipment Engineering Co.Ltd		498			12		
	Tianjin Hairun Mechatronics Equipment Engineering Co.Ltd		498			12		
	Tianjin Hairun Mechatronics Equipment Engineering Co.Ltd		498			12		
	Tianjin Hairun Mechatronics Equipment Engineering Co.Ltd		498			12		
	Tianjin Haiyitong Ship Engineering Co.Ltd		5			1		
	Tianjin Hengyuan Gongmao Co.Ltd		500			12		

Port reception facilities and disposal quantities in China registered in IMO GISIS

Port Name	Service Provider Name	Discharge Min Quantity (m <sup>3</sup> )	Discharge Max Quantity (m <sup>3</sup> )	Discharge Rate (m <sup>3</sup> /h)	Facility Availability	Minimum Notice Hours	Charging System	Additional Info
	Tianjin Hengyuan Gongmao Co.Ltd		500			12		
	Tianjin Hengyuan Gongmao Co.Ltd		500			12		
	Tianjin Hengyuan Gongmao Co.Ltd		300			12		
	Tianjin Honggangshun Labour Services Co.Ltd		6			1		
	Tianjin Kaisheng Shipping Services Co.Ltd		272			12		
	Tianjin Kaisheng Shipping Services Co.Ltd		272			12		
	Tianjin Kaisheng Shipping Services Co.Ltd		272			12		
	Tianjin Kaisheng Shipping Services Co.Ltd		272			12		
	Tianjin Langangwan Port Ship Washing Co.Ltd		98			12		
	Tianjin Langangwan Port Ship Washing Co.Ltd		294			12		
	Tianjin Langangwan Port Ship Washing Co.Ltd		98			12		
	Tianjin Langangwan Port Ship Washing Co.Ltd		98			12		
	Tianjin Langangwan Port Ship Washing Co.Ltd		98			12		
	Tianjin Lianzhong Ship Repair Engineering Co.Ltd		498			12		
	Tianjin Lianzhong Ship Repair Engineering Co.Ltd		498		24 hours a day 7 days per week	12		
	Tianjin Lianzhong Ship Repair Engineering Co.Ltd		498			12		
	Tianjin Lianzhong Ship Repair Engineering Co.Ltd		498			12		
	Tianjin Lingang-Stolthaven Jetty Co.Ltd			30				
	Tianjin Minghua Foreign Ship Repair Co.Ltd		1000			12		
	Tianjin Minghua Foreign Ship Repair Co.Ltd		1000			12		

Port Name	Service Provider Name	Discharge Min Quantity (m <sup>3</sup> )	Discharge Max Quantity (m <sup>3</sup> )	Discharge Max Rate (m <sup>3</sup> /h)	Facility Availability	Minimum Notice Hours	Charging System	Additional Info
	Tianjin Minghua Foreign Ship Repair Co.Ltd		1000			12		
	Tianjin Minghua Foreign Ship Repair Co.Ltd		1000			12		
	Tianjin Port Beijing Seweage Water Treatment Factory		2000					
	Tianjin Port Free Trade Zone Zibo International Business Trade Co.Ltd		2			1		
	Tianjin Port Port-Service Company Minzu Baiye Services Office		10			1		
	Tianjin Port Seweage Water Treatment Center		1800			12	1.1RMB/m <sup>3</sup>	
	Tianjin Port Seweage Water Treatment Center		1800			12	1.1RMB/m <sup>3</sup>	
	Tianjin Port Seweage Water Treatment Center		1800			12		
	Tianjin Port Seweage Water Treatment Center		1800			12	1.1RMB/m <sup>3</sup>	
	Tianjin Qianhe Ship Washing Services Co.Ltd		294			12		
	Tianjin Qianhe Ship Washing Services Co.Ltd		294			12		
	Tianjin Qianhe Ship Washing Services Co.Ltd		294			12		
	Tianjin RenWen Enterprise Management Consult Service Co.LTD Jingtang Port Branch		338			12		
	Tianjin Ruiwen Enterprise Management Consultant Services Co.Ltd		338			12		
	Tianjin Ruiwen Enterprise Management Consultant Services Co.Ltd		338			12		
	Tianjin Ruiwen Enterprise Management Consultant Services Co.Ltd		138			12		
	Tianjin Shipyard		5		24 hours a day 7 days per week	1		
	Tianjin Tanggu Gangwei Cleaning Services Center		5			1		
	Tianjin Tanggu Huanbohai Services Co.Ltd		88			12		

Port reception facilities and disposal quantities in China registered in IMO GISIS

Port Name	Service Provider Name	Discharge Min Quantity (m <sup>3</sup> )	Discharge Max Quantity (m <sup>3</sup> )	Discharge Rate (m <sup>3</sup> /h)	Facility Availability	Minimum Notice Hours	Charging System	Additional Info
	Tianjin Tanggu Huanbohai Services Co.Ltd		88			12		
	Tianjin Tanggu Huanbohai Services Co.Ltd		88			12		
	Tianjin Tanggu Huanbohai Services Co.Ltd		88			12		
	Tianjin Tanggu Huanbohai Services Co.Ltd		8			1		
	Tianjin Tanggu Wanliyuan Business&Trade Co.Ltd		180			12		
	Tianjin Tanggu Wanliyuan Business&Trade Co.Ltd		180			12		
	Tianjin Tanggu Wanliyuan Business&Trade Co.Ltd		180			12		
	Tianjin Tanggu Wanliyuan Business&Trade Co.Ltd		180			12		
	Tianjin Xinchang Gongmao Co.Ltd		200			12		
	Tianjin Xinchang Gongmao Co.Ltd		200			12		
	Tianjin Xinchang Gongmao Co.Ltd		200			12		
	Tianjin Xinchang Gongmao Co.Ltd		200			12		
	Tianjin Xinchang Technology Equipment Services Co.Ltd		7			1		
	Tianjin Xinye Chuanwu Engineering Co.Ltd		9			1		
	Tianjin Xipu Chuanwu Co.Ltd		185			12		
	Tianjin Xipu Chuanwu Co.Ltd		185			12		
	Tianjin Xipu Chuanwu Co.Ltd		185			12		
	Tianjin Xipu Chuanwu Co.Ltd		185			12		
	Xinhe Shipyard		0.1					

Port Name	Service Provider Name	Discharge Min Quantity (m <sup>3</sup> )	Discharge Max Quantity (m <sup>3</sup> )	Discharge Rate (m <sup>3</sup> /h)	Facility Availability	Minimum Notice Hours	Charging System	Additional Info	
Weihai (CNWEI)	HUANGHAI SHIPYARD COMPANY LTD	30	10		24 hours a day 7 days per week				
	HUANGHAI SHIPYARD COMPANY LTD								
	HUANGHAI SHIPYARD COMPANY LTD								
	RONGCHENG JINGHAI SHIPYARD	4	2						
	RONGCHENG JINGHAI SHIPYARD								
	RONGCHENG JINGHAI SHIPYARD								
	RONGCHENG LONGYAN PORT	20	10						
	RONGCHENG LONGYAN PORT								
	RONGCHENG LONGYAN PORT								
	RONGCHENG SHIPYARD GROUP	8	5						
	RONGCHENG SHIPYARD GROUP								
	SHIDAO FISHING SHIPYARD	26	10						
	SHIDAO FISHING SHIPYARD								
	SHIDAO FISHING SHIPYARD								
	WEIHAI 4809 SHIPYARD	150	10						
WEIHAI 4809 SHIPYARD									
WEIHAI 4809 SHIPYARD									
WEIHAI 4809 SHIPYARD									
WEIHAI GUSHAN SHIPYARD									
WEIHAI GUSHAN SHIPYARD									

Port reception facilities and disposal quantities in China registered in IMO GISIS

Port Name	Service Provider Name	Discharge Min Quantity (m <sup>3</sup> )	Discharge Max Quantity (m <sup>3</sup> )	Discharge Max Rate (m <sup>3</sup> /h)	Facility Availability	Minimum Notice Hours	Charging System	Additional Info
	WEIHAI JIANGHAIYUAN SHIPPING SERVICE CO.LTD	200	10		2	Cost charged in addition to other services		2012-02-27
	WEIHAI JIANGHAIYUAN SHIPPING SERVICE CO.LTD	200	10		2	Cost charged in addition to other services		2012-02-27
	WEIHAI JIANGHAIYUAN SHIPPING SERVICE CO.LTD	200	10		2	Cost charged in addition to other services		2012-02-27
	WEIHAI SHIPYARD		16	5	24 hours a day 7 days per week			
	WEIHAI SHIPYARD							
	WEIHAI SHIPYARD							
	Xiamen Environment Monitoring					0	Cost charged in addition to other services	
	Hainan Oil Refinery		1000			12	4.00 yuan per ton	
	Hainan Oil Refinery		1000			12	¥4.00 yuan RMB per ton	
	Hainan Oil Refinery		1000		24 hours a day 7 days per week	12		
	Hainan Xinhaina Co. Yangpu branch	1.5				1	200 yuan for national vessel and 260 yuan for foreign vessel per day within 2 tons.	
	Hainan Xinhaina Co. Yangpu branch		1.5			1		

Port Name	Service Provider Name	Discharge Min Quantity (m <sup>3</sup> )	Discharge Max Quantity (m <sup>3</sup> )	Discharge Rate (m <sup>3</sup> /h)	Facility Availability	Minimum Notice Hours	Charging System	Additional Info
Yangzhou (GNYZH)	Hainan Xinhaina Co. Yangpu branch		1.5			1	200 yuan for national vessel and 260 yuan for foreign vessel per day within 2 tons.	
	Hainan Xinhaina Co. Yangpu branch		6			1		
	Yangpu Longshan Environmental Science & Technology Co.	2	400	15		1		
	Yangpu Longshan Environmental Science & Technology Co.	2	400	10		1	Charging according to the rules established by Communication Ministry of China	
	Yangpu Longshan Environmental Science & Technology Co.	2	400	12		1		
	Yangpu Longshan Environmental Science & Technology Co.	2	400	15	24 hours a day 7 days per week	1		
	Yangpu Longshan Environmental Science & Technology Co.	2	400	8		1		
	Yangzhou Changjiang River Oil Waste Water Treatment Co. Ltd.		120			1	100RMB/m <sup>3</sup>	
	Yangzhou Changjiang River Oil Waste Water Treatment Co. Ltd.		120			1	100RMB/m <sup>3</sup>	
	Yangzhou Changjiang River Oil Waste Water Treatment Co. Ltd.		120			1	100RMB/m <sup>3</sup>	
	Yangzhou Changjiang River Oil Waste Water Treatment Co. Ltd.		120			1	100RMB/m <sup>3</sup>	
	Yangzhou Changjiang River Oil Waste Water Treatment Co. Ltd.		120		24 hours a day 7 days per week	1	100RMB/m <sup>3</sup>	
	Yangzhou Ocean Shipping Service Company		10			1	200RMB/m <sup>3</sup>	
	Yangzhou Sandeli Oil Waste Water Treatment Co. Ltd.		120			1	100RMB/m <sup>3</sup>	
Yangzhou Sandeli Oil Waste Water Treatment Co. Ltd.		120			1	100RMB/m <sup>3</sup>		
Yangzhou Sandeli Oil Waste Water Treatment Co. Ltd.		120			1	100RMB/m <sup>3</sup>		
Yangzhou Sandeli Oil Waste Water Treatment Co. Ltd.		120			1	100RMB/m <sup>3</sup>		



Port reception facilities and disposal quantities in China registered in IMO GISIS

Port Name	Service Provider Name	Discharge Min Quantity (m <sup>3</sup> )	Discharge Max Quantity (m <sup>3</sup> )	Discharge Max Rate (m <sup>3</sup> /h)	Facility Availability	Minimum Notice Hours	Charging System	Additional Info
Yantai (CNYNT)	Yangzhou Sandeli Oil Waste Water Treatment Co. Ltd.		120			1	100RMB/m <sup>3</sup>	
	Yangzhou Yangtze River cabin cleaning Co. Ltd.		190			1	100RMB/m <sup>3</sup>	
	Yangzhou Yangtze River cabin cleaning Co. Ltd.		190			1		
	Yangzhou Yangtze River cabin cleaning Co. Ltd.		190			1	100RMB/m <sup>3</sup>	
	Yangzhou Yangtze River cabin cleaning Co. Ltd.		190			1	100RMB/m <sup>3</sup>	
	Yangzhou Yangtze River cabin cleaning Co. Ltd.		190			1	100RMB/m <sup>3</sup>	
	Port of Yantai					24	Cost charged in addition to other services	
	Yantai BLUE OCEAN CLEANING and Developing CO.LTD		450	40				bargaining
Yingkou (CNYIK)	Yantai BLUE OCEAN CLEANING and Developing CO.LTD		450	40	24 hours a day 7 days per week	1		bargaining
	Yantai BLUE OCEAN CLEANING and Developing CO.LTD		450	40		1		bargaining
	Yantai BLUE OCEAN CLEANING and Developing CO.LTD		450	40				
	Yantai BLUE OCEAN CLEANING and Developing CO.LTD		450	40				
	JIAIXNG PORT SHIPPING SUPPLY CO.LTD							
	PETROCHEMICAL DEPARTMENT CHINA PETROLEUM & CHEMICAL CORPORATION SHANGHAI BRANCH	2000	5000	600		48		non-utilities wharf
	PETROCHEMICAL DEPARTMENT CHINA PETROLEUM & CHEMICAL CORPORATION SHANGHAI BRANCH	2000	15000	600	24 hours a day 7 days per week	48		non-utilities wharf
	Ying Kou Gang An Shipping Service Co.Ltd		1400	30		2		
Ying Kou Gang An Shipping Service Co.Ltd		1400	30		2			

Port Name	Service Provider Name	Discharge Min Quantity (m <sup>3</sup> )	Discharge Max Quantity (m <sup>3</sup> )	Discharge Rate (m <sup>3</sup> /h)	Facility Availability	Minimum Notice Hours	Charging System	Additional Info
Zhangjiagang (CNZJG)	Ying Kou Gang An Shipping Service Co.Ltd		1400	30		2		
	Ying Kou Gang An Shipping Service Co.Ltd		1400	30		2		
	Yingkou Port					0	Cost charged in addition to other services	
	jiangsu prov cnpo&tafo petro corp	waste-water treatment stations		200	1 tank	24 hours a day 7 days per week		1000
	JiangYinYangYuan Shipping Services Ltd.ZhangjiagangBranch		140			1	32	
	JiangYinYangYuan Shipping Services Ltd.ZhangjiagangBranch		140			1	32	
	JiangYinYangYuan Shipping Services Ltd.ZhangjiagangBranch		140			1	32	
	Jingjiang City henghe Port Services Ltd.		100			2	50	
	Jingjiang City henghe Port Services Ltd.		100			2	50	
	Jingjiang City henghe Port Services Ltd.		100			2	50	
Zhangjiagang (CNZJG)	Jingjiang Yangzi Shipping Service Co. Ltd.		200		24 hours a day 7 days per week	5	200	
	Jingjiang Yangzi Shipping Service Co. Ltd.		55			48	30	
	Trans-Ocean Inc.Zhangjiagang		200				1000	
	Zhangjiagang City Changjiang Shipping Service Co. Ltd.		55	30		1	50	
	Zhangjiagang City Changjiang Shipping Service Co. Ltd.		55	30		1	50	
	Zhangjiagang City Changjiang Shipping Service Co. Ltd.		55	30		1	50	
	Zhangjiagang City Changjiang Shipping Service Co. Ltd.							
	Zhangjiagang city gangshun shipping services co.ltd		63			24 hours a day 7 days per week	2	200

Port reception facilities and disposal quantities in China registered in IMO GISIS

Port Name	Service Provider Name	Discharge Min Quantity (m <sup>3</sup> )	Discharge Max Quantity (m <sup>3</sup> )	Discharge Max Rate (m <sup>3</sup> /h)	Facility Availability	Minimum Notice Hours	Charging System	Additional Info
	zhangjiagang city gangshun shipping services co.ltd		63			2	200	
	zhangjiagang city gangshun shipping services co.ltd		63			2	200	
	Zhangjiagang City Huahai Shipping Service Co. Ltd.		80			1	100	
	Zhangjiagang City Huahai Shipping Service Co. Ltd.		80			1	100	
	Zhangjiagang City Huahai Shipping Service Co. Ltd.		80			1	100	
	Zhangjiagang City shangyuan ship material supply Co. Ltd		70	25		1	100	
	Zhangjiagang City shangyuan ship material supply Co. Ltd		70	9		1	100	
	Zhangjiagang City shangyuan ship material supply Co. Ltd		70	9		1	100	
	Zhangjiagang City Tongjiang Shipping Service Co. Ltd.		100	25		2	Free-of-charge	
	Zhangjiagang City Tongjiang Shipping Service Co. Ltd.		100	12		2	Free-of-charge	
	Zhangjiagang City Tongjiang Shipping Service Co. Ltd.		100	12	24 hours a day 7 days per week	2	Free-of-charge	
	Zhangjiagang City yanjiang port Service Co. Ltd.		90			1	Free-of-charge	
	Zhangjiagang City yanjiang port Service Co. Ltd.		90			1	100	
	Zhangjiagang City yanjiang port Service Co. Ltd.		90			1	100	
	Zhangjiagang city yuanghai shipping services co.ltd.		45			2	100	
	zhangjiagang city yuanghai shipping services co.ltd.		45			2	100	
	zhangjiagang city yuanghai shipping services co.ltd.		45			2	100	

Port Name	Service Provider Name	Discharge Min Quantity (m <sup>3</sup> )	Discharge Max Quantity (m <sup>3</sup> )	Discharge Rate (m <sup>3</sup> /h)	Facility Availability	Minimum Notice Hours	Charging System	Additional Info
	Zhangjiagang Free Trade Zone Changjiang International Port Co. Ltd.	waste-water treatment stations		1000		24 hours a day 7 days per week		2000
	Zhangjiagang gangshun Shipping Co. Ltd.							
	ZHANGJIAGANG JIANGHAI OCEAN SHIPPING SUPPLY CO. LTD.	75	75		24 hours a day 7 days per week	1	50	
	ZHANGJIAGANG JIANGHAI OCEAN SHIPPING SUPPLY CO. LTD.	75	75			1	50	
	ZHANGJIAGANG JIANGHAI OCEAN SHIPPING SUPPLY CO. LTD.	75	75			1	Free-of-charge	
	zhangjiagang middle east petrochemical industrial co. ltd.	waste-water treatment stations		500	1 tank	24 hours a day 7 days per week		1000
	Zhangjiagang Port					0	Cost charged in addition to other services	
	Zhangjiagang Port					0	Cost charged in addition to other services	
	Zhangjiagang Port Ship Service Co. Ltd.							
	Zhangjiagang runhai Shipping Co. Ltd.		80	25		1	70	
	Zhangjiagang runhai Shipping Co. Ltd.		80	9		1	70	
	Zhangjiagang runhai Shipping Co. Ltd.		80	9		1	70	
	Zhangjiagang runhai Shipping Co. Ltd.				24 hours a day 7 days per week			
	Zhangjiagang yinjiang ship Service Co. Ltd.							
	Zhangjiagang yinjiang ship Service Co. Ltd.							
	Zhangjiagang Yuan Jin Ship Service Co. Ltd.		100	30		1	100	
	Zhangjiagang Yuan Jin Ship Service Co. Ltd.		100	30		1	100	

Port reception facilities and disposal quantities in China registered in IMO GISIS

Port Name	Service Provider Name	Discharge Min Quantity (m <sup>3</sup> )	Discharge Max Quantity (m <sup>3</sup> )	Discharge Rate (m <sup>3</sup> /h)	Facility Availability	Minimum Notice Hours	Charging System	Additional Info
Zhanjiang (CNZHA)	Zhangjiagang Yuan Jin Ship Service Co. Ltd.		100	30		1	100	
	Guangdong Petroleum Enterprise Group					0	Cost charged in addition to other services	Only tankers accepted.
Zhenjiang (CNZHE)	Zhanjiang Habin Shipyard					48	Cost charged in addition to other services	
	Zhanjiang Harbor Authority					0		
	Zhanjiang Harbor Superintendency Administration					24	Cost charged in addition to other services	
	Dantu Waster Water Dispose company	180	200	16			2.26	
	Dantu Waster Water Dispose company	180	200	16			2.26	
	Dantu Waster Water Dispose company	180	200	16			2.26	
	Jiangsu Soppoo Chemical Company	3.5		30		24		
	Jiangsu Soppoo Chemical Company						148	
	Nantong Ganrun Waste oil water Receive Company		200	20	24 hours a day 7 days per week	3		
	Nantong Ganrun Waste oil water Receive Company		200	20		3		
	Nantong Ganrun Waste oil water Receive Company		200	20		3		
	Nantong Ganrun Waste oil water Receive Company		200	20		3		
	Yangzhong Xianghui port Serves Company		60	10		2		
	Yangzhong Xianghui port Serves Company		30	5		2		
	Yangzhong Xianghui port Serves Company		30	5		2		
	Yangzhong Xianghui port Serves Company		30	5	24 hours a day 7 days per week	2		
	Yangzhong Xianghui port Serves Company							

Port Name	Service Provider Name	Discharge Min Quantity (m <sup>3</sup> )	Discharge Max Quantity (m <sup>3</sup> )	Discharge Rate (m <sup>3</sup> /h)	Facility Availability	Minimum Notice Hours	Charging System	Additional Info
	Zhenjiang Company port foreign vessel Serves		80	10		3		
	Zhenjiang Company port foreign vessel Serves		80	10		3		
	Zhenjiang Company port foreign vessel Serves		80	10		3		
	Zhenjiang Company port foreign vessel Serves		80	10		3		
	Zhenjiang Company port foreign vessel Serves							
	Zhenjiang Chimei Chemical CO.LTD		1400					
	Zhenjiang Ganglong Chemical Company			10				
	Zhenjiang Hengda Shipping Serves Company		120	10		2		
	Zhenjiang Hengda Shipping Serves Company		120	10		2		
	Zhenjiang Hengda Shipping Serves Company		120	10		2		
	Zhenjiang Hengda Shipping Serves Company		120	10		2		
	Zhenjiang Hongchang Shipping Serves Company		60	10		2		
	Zhenjiang Hongchang Shipping Serves Company		60	10		2		
	Zhenjiang Hongchang Shipping Serves Company		60	10		2		
	Zhenjiang Hongchang Shipping Serves Company		60	10		2		
	Zhenjiang Jingmei Navigation Project Company		400	20		2		
	Zhenjiang Jingmei Navigation Project Company		400	20		2		
	Zhenjiang Jingmei Navigation Project Company		400	20		2		

Port reception facilities and disposal quantities in China registered in IMO GISIS

Port Name	Service Provider Name	Discharge Min Quantity (m <sup>3</sup> )	Discharge Max Quantity (m <sup>3</sup> )	Discharge Max Rate (m <sup>3</sup> /h)	Facility Availability	Minimum Notice Hours	Charging System	Additional Info
	Zhenjiang Jingmei Navigation Project Company		100	10		3		
	Zhenjiang Jingmei Navigation Project Company		400	20		2		
	Zhenjiang Shidai Shipping Serves Company		100	10		3		
	Zhenjiang Shidai Shipping Serves Company		100	10		3		
	Zhenjiang Shidai Shipping Serves Company		100	10		3		
	Zhenjiang Xiangrun Shipping Serves Company		180	20		3		
	Zhenjiang Xiangrun Shipping Serves Company		180	20		3		
	Zhenjiang Xiangrun Shipping Serves Company		180	20		3		
	Zhenjiang Xiangrun Shipping Serves Company		180	20		3		
	Zhenjiang Xinyu waste solid substance disposition company		3600			3		
	Zhenjiang Xinyu waste solid substance disposition company		3600			24	800	
	Zhenjiang Xinyu waste solid substance disposition company		3600			24	800	
	Zhenjiang Xinyu waste solid substance disposition company		3600			24	800	

**Annex 1-2. Services in receiving shipboard wastes and availability of skimmers and litter collection barges in port of Russia**

No.	Port	Ship type	Quantity	Agency	Collected type	Note
<b>Primorsky Krai</b>						
1	Vladivostok	skimmer	3	"Trans-Eco" LLC	Shipboard waste and cargo waste (trash, cargo waste, grey water, bilge water)	Litter collected is transported by collection trucks to the municipal dump
		bilge water collection barge	2			
2	Vostochny	skimmer	2	Vostochny Branch, "Rosmorport" federal state unitary enterprise	All type of shipboard waste is collected	Litter is transported to the municipal dump
		bilge water collection barge	2			
3	Nakhodka	--	--	Vostochny Branch, "Rosmorport" federal state unitary enterprise	All type of shipboard waste is collected	--
4	Zarubino	--	--	"Sea Port in Troitsa Bay" OJSC	Solid waste collected only	Shipboard litter is transported from ships by collection trucks
5	Plastun	--	--	"Terneilles" OJSC	Solid waste collected only	Shipboard litter is transported from ships by collection trucks
<b>Khabarovsky Krai</b>						
6	Vanino	skimmer	2	Vanino Branch, "Rosmorport" federal state unitary enterprise	Shipboard waste	Litter is transported to the municipal dump
		bilge water collection barge	1			
<b>Sakhalinskaya Oblast</b>						
7	Kholmsk	--	--	"Kholmsk Sea Commercial Port" OJSC	Shipboard and cargo waste	Shipboard litter is transported from ships by collection trucks
8	Korsakov	--	--	"Grot-Oil" LLC	Shipboard and cargo waste (trash, cargo waste, grey water, oily water)	Shipboard litter is transported from ships by collection trucks





# NOWPAP MERRAC

Northwest Pacific Action Plan  
Marine Environmental Emergency Preparedness and Response  
Regional Activity Centre

P.O. Box 23, Yuseong, Daejeon 305-343, Republic of Korea  
(c/o Daedeok Branch/KORDI)  
Tel: (+82-42) 866-3638, Fax: (+82-42) 866-3630  
E-mail: [nowpap@kordi.re.kr](mailto:nowpap@kordi.re.kr)  
Website: <http://merrac.nowpap.org>



ISBN 978-89-93604-01-6