

The Environment Fund

October 2018

Top Contributions

Netherlands \$9.25M*
 Germany \$8.86M
 France \$7.55M
 USA \$6.06M*
 Sweden \$5.05M
 Belgium \$4.64M
 United Kingdom \$4.33M
 Norway \$3.00M
 Canada \$2.41M
 Finland \$1.73M
 Switzerland \$1.66M
 Denmark \$1.55M*
 China \$1.50M
 Russian Federation \$.90M
 Ireland \$.60M

Top Increases**

Bangladesh 222%
 China 200%
 Saudi Arabia 100%
 Finland 50%
 Netherlands 44%*
 Romania 20%
 Austria 17%
 Barbados 14%
 Denmark 8%*
 Germany 7%
 Ireland 6%
 Andorra 6%
 Monaco 5%

Contributions Above Scale***

Andorra
 Fiji
 Finland
 France
 Germany
 Ireland
 Kenya*
 Monaco
 Netherlands*

Contributions Equal to Scale***

Barbados
 Czech Republic*
 Georgia
 Jordan
 Kyrgyzstan*
 Lesotho
 Liechtenstein
 Madagascar*
 Mauritius
 Norway
 Republic of Moldova
 Romania*
 Slovenia
 St. Kitts and Nevis
 St. Lucia
 St. Vincent and the Grenadines
 Zimbabwe*

Comebacks

Fiji
 Guyana
 Lesotho
 Nicaragua*
 Qatar
 St. Kitts and Nevis
 St. Lucia

*Amounts based on pledges

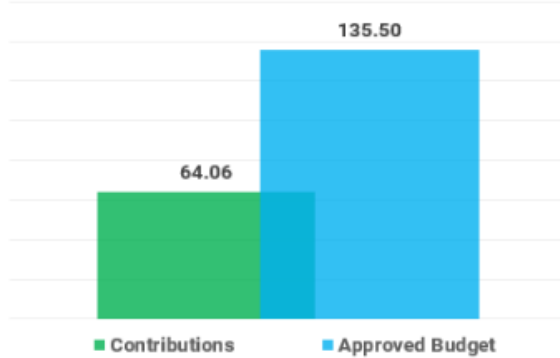
**Based on percentage increase from previous year's contribution

***Scale - Environment Fund Voluntary Indicative Scale of Contributions (VISIC)

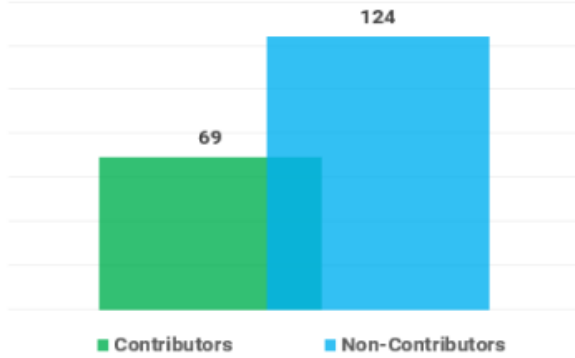
Other Contributions

Australia Azerbaijan* Bangladesh Belarus Chile Croatia* Cyprus Estonia*
 Hungary India* Indonesia* Israel Kazakhstan Kuwait* Latvia Lithuania Malaysia*
 Mongolia* New Zealand* Poland Portugal* Republic of Korea* Republic of Moldova
 Singapore Slovakia South Africa Sri Lanka Thailand United Arab Emirates Vietnam

Contributions vs Approved Budget



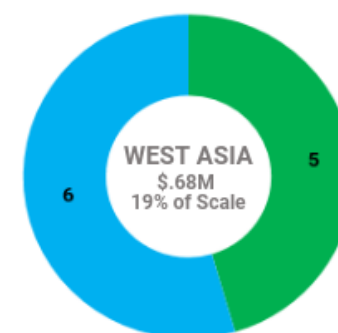
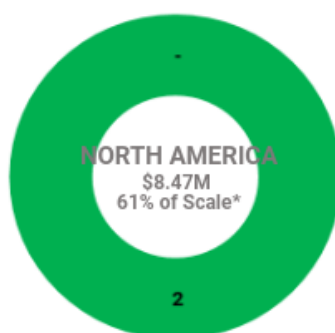
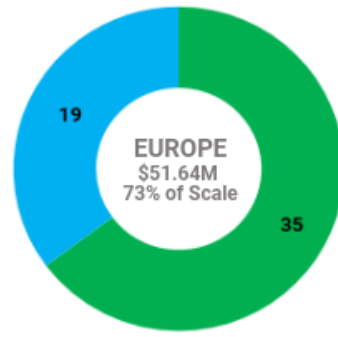
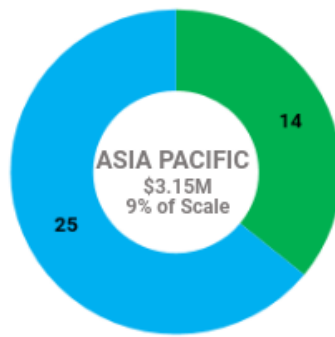
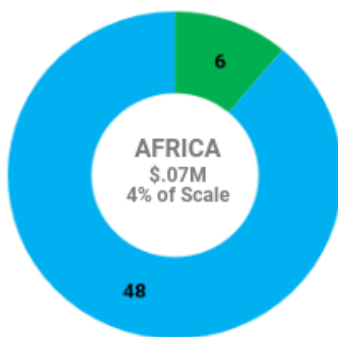
Contributors vs Non-Contributors



Regional Statistics

Member States: Contributors vs Non-Contributors

USD amounts: Percentage of Contributions as per Scale*



Scale - Environment Fund Voluntary Indicative Scale of Contributions (VISIC)
 *USA does not participate in VISIC.