



REGIONAL SEAS

UNEP Oceans Programme: Compendium of Projects

***UNEP Regional Seas Reports and Studies No. 19
Rev. 5***

CONTENTS

	<u>Page</u>
PREFACE.....	i
EXPLANATION AND USERS' GUIDE	ii
1 COMPLETED (CLOSED) PROJECTS	1
2 ONGOING (ACTIVE) PROJECTS.....	17
3 PROJECTS BEING NEGOTIATED.....	25
4 TOTAL PROJECT EXPENDITURES AND COMMITMENTS	27
5 ANNUAL PROJECT EXPENDITURES AND COMMITMENTS.....	33
6 INVOLVEMENT OF CO-OPERATING AGENCIES AND SUPPORTING ORGANIZATIONS IN SPECIFIC PROJECTS	47
7 TRUST FUNDS SUPPORTING THE REGIONAL SEAS PROGRAMME.. ...	59
8 APPROPRIATIONS, EXPENDITURES AND COMMITMENTS RELEVANT TO 51 (OCEANS) BUDGET LINE	69
ANNEX I ACRONYMS AND ABBREVIATIONS OF IMPLEMENTING AGENCIES	

PREFACE

The United Nations Conference on the Human Environment (Stockholm, 5-16 June 1972) adopted the Action Plan for the Human Environment, including the General Principles for Assessment and Control of Marine Pollution. In the light of the results of the Stockholm Conference the United Nations General Assembly decided to establish the United Nations Environment Programme (UNEP) to "serve as a focal point for environmental action and co-ordination within the United Nations system (General Assembly resolution (XVII) of 15 December 1982). The organisations of the United Nations system were invited to "adopt the measures that may be required to undertake concerted and co-ordinated programmes with regard to international environmental problems", and the "intergovernmental and non-governmental organisations that have an interest in the field of the environment" were also invited "to lend their full support and collaboration to the United Nations with a view to achieving the largest possible degree of co-operation and co-ordination.

The Governing Council of UNEP chose Oceans and Coastal Areas as one of the priority areas in which it would focus on efforts to fulfill its catalytic and co-ordinating role.

The Oceans and Coastal Areas Programme of UNEP consists of activities related to the following interlinked sub-programmes:

- Global Marine Environment;
- Regional Seas Programmes
- Living Marine Resources.

Under the first sub-programme UNEP concentrates on (a) continued assessment of the state of the pollution of the oceans on a global basis; (b) formulation and promotion of international programmes of monitoring, research and control related to pollution of the oceans; (c) promotion of appropriate global policies and practices for the protection and management of living marine resources; (d) assisting countries in the enforcement of international conventions and (e) support to countries in dealing with marine and coastal pollution problems through provision of technical assistance, training and methodological guidelines.

The Regional Seas Programme was initiated by UNEP in 1974. Since then the Governing Council of UNEP has repeatedly endorsed a regional approach to the control of marine pollution and to the protection of marine and coastal resources by establishing a network of regional action plans and by promoting the adoption of regional conventions and protocols as the legal framework for these action plans.

The Regional Seas Programme at present includes eleven regions and has over 120 coastal States participating in it. It is conceived as an action-oriented programme having concern not only for the consequences but also for the causes of the environmental degradation and encompassing a comprehensive approach to combating environmental problems through the management of marine and coastal areas. Each regional action plan is formulated according to the needs of the region as perceived by the Governments concerned. It is designed to link assessment of the quality of the marine environment and the causes of its deterioration with activities for the management and development of the marine and coastal environment. The action plans promote the parallel development of regional legal agreements and of action-oriented programme activities.

Through the living marine resources sub-programme UNEP co-ordinates the global plan of action for the conservation, management and utilization of marine mammals (endorsed by UNEP's Governing Council in 1984) and assists countries in the protection of fisheries resources from pollution.

The Oceans and Coastal Areas programme of UNEP is co-ordinated by the Programme Activity Centre for Oceans and Coastal Areas of UNEP in Nairobi and enjoys a close co-operation with a large number of states, and international, intergovernmental, regional and national organisations.

This document contains basic information on practically all projects supported by UNEP which were, or are, related to the protection of the oceans and coastal areas and the development of their resources. It also contains information on the size and origin of the financial resources used in these projects as well as summaries of their utilisation since 1974.

EXPLANATIONS AND USERS' GUIDE

1. The compendium is divided into eight sections :

Sections 1, 2, and 3 list completed projects, ongoing projects and projects in advanced state of development, respectively. Within each of these sections the projects are arranged according to project numbers and chronologically within each of the budget lines (5101, 5102 and 5103).

Section 4 lists all projects according to their relevance to specific global or regional activities.

Section 5 shows the cumulative annual expenditure and commitments from each source of funding, grouped according to their relevance to global or specific regional activities.

Section 6 shows the support provided from the Environment Fund or from the Trust Funds managed by UNEP to projects implemented by individual co-operating agencies or supporting organisations.

Section 7 shows the status of Trust Funds, relative to the Oceans Programme, which are managed by UNEP.

Section 8 compares the appropriations by the Governing Council of UNEP to the Oceans Programme with the actual annual expenditures of that Programme.

2. Each project is described in a standardized form identifying :

- (a) the project number (see paragraph 3);
- (b) the code(s) for the project's relevance to specific global or regional programmes and activities (see paragraph 5);
- (c) the full project title;
- (d) the implementing organisation(s) (see paragraph 6);
- (e) the date when the project document was signed;
- (f) the number and date of the last project revision;
- (g) the starting and closing date of the project (according to the last revision of the project document); and
- (h) the budget (i.e. the expenditures and commitments) of the project from various sources of funding (see paragraph 7).

3. The project numbers consist of five sub-codes :

- (a) the source(s) of funding (see paragraph 4 for explanation);
- (b) the Oceans budget line code (4 digits);
- (c) a two digit number indicating the year when the project document was approved;
- (d) a two digit serial number; and
- (e) the project proposal registration number (in parentheses).

Symbols are used in conjunction with the project numbers as follows:

The project number is preceded by the identification of its status:

- * asterisk for closed projects;
 - :
 - +
- & Projects relevant to several regions are identified with a '&' sign following the serial number of the project.
- # While the 9101 budget line code (as in project FP/9101-87-81) indicates funding from several programmes in UNEP, in certain specified projects ('#' sign is used) only **Oceans** funding is shown.

4. The sources of funding in the project numbers are identified by the following codes :

FP	Environment Fund	WA	West and Central African Trust Fund
ME	Mediterranean Trust Fund	EA	Eastern African Trust Fund
KA	Kuwait Trust Fund	ES	East Asian Seas Trust Fund
CR	Caribbean Trust Fund	ST	UN Environment Stamp Conservation Trust Fund

5. The following codes are used to indicate the projects relevance to specific global or regional programmes and activities :

GLOB	Global	EAS	East Asian Seas
MED	Mediterranean	RED	Red Sea and Gulf of Aden
KAP	Kuwait Action Plan	SPCF	South Pacific
CAR	Caribbean	SEPCF	South-East Pacific
WACAF	West and Central Africa	SWAT	South-West Atlantic
EAF	Eastern Africa	SAS	South Asian Seas

6. "Implementation" lists, in abbreviated form, the co-operating agencies and supporting organisations which signed the project document and played a major role in its implementation. Those agencies and organisations which, while not signatories to the project document, also participated in its implementation, are shown in parentheses. The full titles of co-operating agencies and supporting organisations are shown in Annex I.

7. In the budget the sources of funding are identified with the following codes :

CC	Convertible currency component of the Environment Fund
NCC	Non-convertible currency component of the Environment Fund
TF	Trust Funds managed by UNEP
OTL	Overheads from Trust Funds
PPSC	Programme and Programme Support Costs
CP	Counterpart contributions paid by co-operating agencies or supporting organisations

All figures are in US Dollars or in equivalents of US Dollars. Negative figures indicate an under-expenditure or saving on the original commitment.

8. The Compendium is computer-searchable according to :

- the project number;
- the source of funding (see paragraph 4);
- the budget line (see paragraph 3(b));
- the year when the project document was signed (see paragraph 3(c));
- the project proposal registration number (see paragraph 3(e));
- the project's relevance to specific global or regional programmes and activities (see paragraph 5);
- the implementing organisation (see paragraph 6);
- the range of years covering project activities ; and
- the range of project expenditures and commitments (see paragraph 7).

9. A typical entry in the compendium is shown below with explanatory notes :

Status
Source of funding
Budget line
Year of signing
Serial number
Project proposal registration number
Relevance to specific programme(s)

: FP/ME/5102 - 84-04 (2503) - MED
 Internal Support to the implementation of _____ **Title of the project**
 MED POL and Assistance to National Institutions
 Implementation: INTERNAL _____ **Implementing organisation**
 Signed: 30/06/84 _____ **Date of signature of the project document**
 Last revision: NO.11 OF 17 AUG.1989 _____ **Number and date of the latest revision of the project**

Starting and closing dates: 01/09/84 31/12/89 _____ **Dates represented as day/month/year**
Budget:

Year	CC	NCC	TF	CP	TOTAL
1984	0	0	246,693	0	246,693
1985	66,500	0	311,982	19,728	398,210
1986	16,410	0	280,987	-576	296,821
1987	7,422	0	247,545	0	254,967
1988	103,000	0	358,000	0	461,000
1989	49,900	0	297,500	0	347,400
TOTAL	243,232	0	1,742,707	19,152	2,005,091

1. COMPLETED (CLOSED) PROJECTS

(as at 30 June 1990)

This section of the Compendium includes basic information on projects which have been completed (ie. projects in which activities have been completed and accounts closed as indicated in a formal closing revision).

* FP/ME/0104 - 80-01 (2155) - MED
 Feasibility Study for the Development of a Regional Co-operative Project on Mediterranean Coastal Human Settlements
 Implementation: PAP/RAC
 Signed: 21/02/80
 Last revision: NO 2 15 JUNE 1981
 Starting and closing dates: 01/01/80 01/01/81
 Budget:

Year	CC	NCC	TF	CP	TOTAL
1980	0	5,002	18,522	25,000	48,524
TOTAL	0	5,002	18,522	25,000	48,524

* FP/0302 - 79-01 (2022) - CAR
 Investigation and Control of Marine Pollution in Cuba
 See FP/8201-79-01

* FP/0501 - 73-01 (206) - MED
 Support to the Inter-Parliamentary Conference on the Control of Pollution in the Mediterranean
 Implementation: INTERNAL
 Signed: 10/08/73
 Last revision: NO.1 OF 3 MAY 1977
 Starting and closing dates: 01/09/73 01/06/74
 Budget:

Year	CC	NCC	TF	CP	TOTAL
1975	21,633	0	0	0	21,633
TOTAL	21,633	0	0	0	21,633

* FP/0501 - 73-02 (243) - GLOB

Working Group on Marine Pollution Research (SCOR/ACMRR/ECOR/ECOMR/ICES)
 Implementation: IOC
 Signed: 29/11/73
 Last revision: NO.1 OF 29 SEP 1977
 Starting and closing dates: 01/11/73 01/12/74
 Budget:

Year	CC	NCC	TF	CP	TOTAL
1974	0	0	0	5,500	5,500
TOTAL	0	0	0	5,500	5,500

* FP/0501 - 73-04 (207) - GLOB

GESAMP VI - Working Group No. 3 on Scientific Bases for Determining the Concentration and Effects of Marine Pollutants-Intersess. Work
 Implementation: UNESCO
 Signed: 09/08/74
 Last revision: NO. 2 OF 28 OCT 1977
 Starting and closing dates: 01/05/74 01/03/75
 Budget:

Year	CC	NCC	TF	CP	TOTAL
1974	2,630	0	0	3,750	6,380
1975	848	0	0	0	848
TOTAL	3,478	0	0	3,750	7,228

* FP/0501 - 73-05 (248) - CAR

Caribbean Regional Pollution Workshop
 Followed up by FP/0503-76-07
 Implementation: IOC/FAO
 Signed: 31/12/73
 Last revision: NO.2 OF 28 OCT 1977
 Starting and closing dates: 01/01/73 31/12/74
 Budget:

Year	CC	NCC	TF	CP	TOTAL
1974	16	0	0	3,000	3,016
1975	4,215	0	0	3,000	7,215
1976	481	0	0	900	1,381
TOTAL	4,712	0	0	6,900	11,612

* FP/0501 - 73-06 (276) - GLOB
 World Register of Rivers Discharging into the Oceans
 Implementation: UNESCO
 Signed: 13/03/74
 Last revision: NO. 5 OF 28 APR 1982
 Starting and closing dates: 01/04/74 01/09/81
 Budget:

Year	CC	NCC	TF	CP	TOTAL
1974	9,579	0	0	3,000	12,579
1975	3,917	0	0	1,000	4,917
1976	5,871	0	0	1,000	6,871
1977	2,000	0	0	1,000	3,000
TOTAL	21,367	0	0	6,000	27,367

* FP/0501 - 73-08 (246) - GLOB
 Global Investigation of Pollution in the Marine Environment (GIPME)
 Implementation: IOC
 Signed: 31/12/73
 Last revision: NO. 6 OF 30 ACT 1980
 Starting and closing dates: 01/01/74 01/10/80
 Budget:

Year	CC	NCC	TF	CP	TOTAL
1974	11,773	0	0	5,500	17,273
1975	6,144	0	0	5,000	11,144
1976	8,474	0	0	5,000	13,474
1977	0	0	0	5,000	5,000
1979	15,067	0	0	5,000	20,067
1980	79	0	0	5,000	5,079
TOTAL	41,537	0	0	30,500	72,037

* FP/0501 - 73-09 (280) - GLOB
 Panel on Effects of Ionizing Radiation on Aquatic Organisms and Ecosystems
 Implementation: IAEA
 Signed: 28/02/74
 Last revision: NO.1 OF 6 MAY 1977
 Starting and closing dates: 22/04/74 26/04/74
 Budget:

Year	CC	NCC	TF	CP	TOTAL
1974	7,850	0	0	0	7,850
TOTAL	7,850	0	0	0	7,850

* FP/0501 - 74-01 (365) - KAP
 Research on Behaviour of Marine Pollutants in Warm Waters
 Implementation: GOVIRAN
 Signed: 11/06/74
 Last revision: NO.2 OF 3 MAY 1977
 Starting and closing dates: 01/07/74 01/06/76
 Budget:

Year	CC	NCC	TF	CP	TOTAL
1975	80,000	0	0	1,555,687	1,635,687
1976	10,000	0	0	0	10,000
TOTAL	90,000	0	0	1,555,687	1,645,687

* FP/0501 - 74-02 (383) - GLOB
 GESAMP Studies of the Scientific Basis for Waste Disposal into the Sea, Evaluation of Effects (Oil) and Water Quality Standards.
 Implementation: FAO
 Signed: 29/08/74
 Last revision: NO.6 OF 22 DEC 1978
 Starting and closing dates: 01/06/74 01/06/77
 Budget:

Year	CC	NCC	TF	CP	TOTAL
1974	11,268	0	0	7,000	18,268
1975	15,373	0	0	7,000	22,373
1976	27,547	0	0	7,000	34,547
1977	1,848	0	0	1,400	3,248
TOTAL	56,036	0	0	22,400	78,436

* FP/0501 - 74-03 (522) - GLOB

UNEP Participation in Third United Nations Conference on the Law of the Sea (P.A. I and P.A. II). Implemented as FP/0504-74-01 and 1400-78-10

* FP/0501 - 74-04 (390) - GLOB

Support for GESAMP Working Groups
Implementation: DIESA, IMO
Signed: 13/11/74
Last revision: NO.3 OF 17 JAN 1978
Starting and closing dates: 01/03/73 01/01/76
Budget:

Year	CC	NCC	TF	CP	TOTAL
1975	1,713	0	0	5,500	7,213
1976	2,419	0	0	0	2,419
TOTAL	4,132	0	0	5,500	9,632

* FP/0501 - 74-05 (538) - GLOB

Seminar on Applications of Remote Sensing to Water, Pollution Detection and Survey.
Implementation: INTERNAL
Signed: 16/08/74
Last revision: NO.1 OF 3 MAY 1977
Starting and closing dates: 04/09/74 15/09/74
Budget:

Year	CC	NCC	TF	CP	TOTAL
1974	3,322	0	0	0	3,322
TOTAL	3,322	0	0	0	3,322

* FP/0501 - 74-06 (618) - MED

Organization of the Conference on the Protection of the Marine Environment Against Pollution in the Mediterranean.
Implementation: INTERNAL
Signed: 06/11/74
Last revision: NO.3 OF 22 DEC 1978
Starting and closing dates: 01/11/74 01/02/75
Budget:

Year	CC	NCC	TF	CP	TOTAL
1974	11,173	0	0	0	11,173
1975	90,397	0	0	0	90,397
1976	1,272	0	0	0	1,272
1977	67	0	0	0	67
TOTAL	102,909	0	0	0	102,909

* FP/0501 - 74-07 (636) - MED

The Mediterranean Programme Activity: Evaluation of Institutional Programmes in Marine Pollution Research and Monitoring.
Implementation: IOC
Signed: 27/03/75
Last revision: NO.2 OF 28 OCT 1977
Starting and closing dates: 01/10/74 01/12/74
Budget:

Year	CC	NCC	TF	CP	TOTAL
1975	12,838	0	0	1,500	14,338
1976	337	0	0	0	337
TOTAL	13,175	0	0	1,500	14,675

* FP/0501 - 74-08 (637) - MED

The Mediterranean Programme Activity: Workshop on Coastal Pollution and Other Environmental Health Problems
Implementation: WHO
Signed: 03/12/74
Last revision: NO.1 OF 25 OCT 1977
Starting and closing dates: 01/11/74 01/12/74
Budget:

Year	CC	NCC	TF	CP	TOTAL
1974	11,284	0	0	10,000	21,284
1975	4,892	0	0	0	4,892
TOTAL	16,176	0	0	10,000	26,176

* FP/0501 - 74-09 (590) - GLOB

Further Development of the IGOS Pilot Project on Marine Pollution Monitoring (Oil)
Implementation: IOC, WMO
Signed: 31/01/75
Last revision: NO.5 OF 14 MAR 1979
Starting and closing dates: 01/01/75 31/12/77
Budget:

Year	CC	NCC	TF	CP	TOTAL
1975	25,170	0	0	15,000	40,170
1976	91,988	0	0	15,000	106,988
1977	76,907	0	0	15,000	91,907
1978	1,685	0	0	2,575	4,260
TOTAL	195,750	0	0	47,575	243,325

* FP/0501 - 74-10 (250) - GLOB

Development of the IGOS Project on Marine Pollution Monitoring.
Implementation: IOC, WMO
Signed: 11/12/74
Last revision: NO.2 OF 15 NOV 1977
Starting and closing dates: 01/05/74 31/01/75
Budget:

Year	CC	NCC	TF	CP	TOTAL
1974	7,915	0	0	19,000	26,915
1975	37	0	0	0	37
1976	3,181	0	0	0	3,181
TOTAL	11,133	0	0	19,000	30,133

* FP/0501 - 75-01 (692) - EAS

International Workshop on Marine Pollution in East Asian Waters
Implementation: IOC, PAO
Signed: 06/10/75
Last revision: NO.3 OF 11 APR 1978
Starting and closing dates: 01/04/75 30/04/76
Budget:

Year	CC	NCC	TF	CP	TOTAL
1975	7,557	0	0	3,000	10,557
1976	36,963	0	0	15,000	51,963
TOTAL	44,520	0	0	18,000	62,520

* FP/0501 - 75-02 (758) - GLOB

Technical Symposium on Prevention of Marine Pollution from Ships
Implementation: IMO
Signed: 29/09/75
Last revision: NO.2 OF 18 APR 1978
Starting and closing dates: 01/01/75 30/09/76
Budget:

Year	CC	NCC	TF	CP	TOTAL
1975	0	0	0	40,000	40,000
1976	57,327	0	0	69,500	126,827
TOTAL	57,327	0	0	109,500	166,827

* FP/0501 - 75-03 (542) - GLOB

Evaluation of Releases of Radionuclides into Aquatic Environments
Implementation: IAEA
Signed: 16/02/76
Last revision: NO.2 OF 18 DEC 1978
Starting and closing dates: 01/06/75 31/10/77
Budget:

Year	CC	NCC	TF	CP	TOTAL
1975	751	0	0	25,000	25,751
1976	5,750	0	0	25,000	30,750
1977	19,723	0	0	25,000	44,723
1978	370	0	0	0	370
TOTAL	26,594	0	0	75,000	101,594

* FP/0501 - 75-04 (814) - GLOB

Level I Overview Marine Pollution (UNESCO/IOC)
Implementation: IOC
Signed: 29/08/75
Last revision: NO.3 OF 16 NOV 1977
Starting and closing dates: 01/06/75 31/10/75
Budget:

Year	CC	NCC	TF	CP	TOTAL
1975	1,916	0	0	0	1,916
1976	3,380	0	0	0	3,380
TOTAL	5,296	0	0	0	5,296

* FP/0501 - 77-01 (1340) - GLOB

Support for GESAMP Working Group on the Evaluation of the Hazards of Harmful Substances Carried by Ships
Implementation: IMO, WHO, IAEA, FAO
Signed: 28/12/77
Last revision: NO.2 OF 5 JAN 1979
Starting and closing dates: 01/05/77 30/09/77
Budget:

Year	CC	NCC	TF	CP	TOTAL
1977	3,194	0	0	8,500	11,694
TOTAL	3,194	0	0	8,500	11,694

* FP/0501 - 77-02 (1241) - GLOB

Support for GESAMP Working Group on the Interchange of Pollutants between the Atmosphere and Oceans
See FP/5101-77-02

* FP/0501 - 78-01 (899) - GLOB

Review and Workshop on River Inputs to Ocean Systems (RIOS)
Implementation: IOC, ICSU, FAO
Signed: 09/06/78
Last revision: NO.3 OF 14 JUL 1980
Starting and closing dates: 01/02/78 30/09/79
Budget:

Year	CC	NCC	TF	CP	TOTAL
1978	6,982	0	0	55,500	62,482
1979	74,978	0	0	13,000	87,978
TOTAL	81,960	0	0	68,500	150,460

* FP/0501 - 78-02 (1475) - CAR

IMO/UNEP International Workshop on the Prevention, Abatement and Combating of Pollution from Ships in the Caribbean
Implementation: IMO
Signed: 05/10/78
Last revision: NO.2 OF 20 JUL 1979
Starting and closing dates: 01/10/78 30/04/79
Budget:

Year	CC	NCC	TF	CP	TOTAL
1978	30,297	0	0	5,790	36,087
1979	82	0	0	5,790	5,872
TOTAL	30,379	0	0	11,580	41,959

* FP/0501 - 79-01 (2042) - GLOB

GESAMP Working Group on a Review of the Health of the Oceans
Implementation: UNESCO, IMO, FAO, WMO, WHO, IAEA, DIESA
Signed: 21/06/79
Last revision: NO.7 OF 19 SEP 1983
Starting and closing dates: 01/05/79 31/08/83
Budget:

Year	CC	NCC	TF	CP	TOTAL
1979	21,885	0	0	60,000	81,885
1980	63,800	0	0	120,000	183,800
1981	69,991	0	0	120,000	189,991
1982	-12,965	0	0	54,000	41,035
1983	1,509	0	0	0	1,509
TOTAL	144,220	0	0	354,000	498,220

* FP/0501 - 79-02 (2148) - GLOB

Study of the Feasibility of Monitoring Background Levels of Selected Pollutants in Open-Ocean Waters
Implementation: IOC
Signed: 28/05/80
Last revision: NO.3 OF 9 NOV 1981
Starting and closing dates: 01/12/79 30/09/81
Budget:

Year	CC	NCC	TF	CP	TOTAL
1979	55,050	0	0	50,500	105,550
1980	7,658	0	0	146,500	154,158
1981	-1,923	0	0	0	-1,923
TOTAL	60,785	0	0	197,000	257,785

* FP/0501 - 80-01 (2141) - GLOB

Environmental Impact Assessment of Coastal Area Development
Implementation: WHO, DIESA, UNIDO, FAO, UNESCO, IMO
Signed: 17/09/80
Last revision: NO.3 OF 19 APR 1982
Starting and closing dates: 01/03/80 31/07/81
Budget:

Year	CC	NCC	TF	CP	TOTAL
1980	65,974	0	0	42,060	108,034
1981	4,364	0	0	0	4,364
TOTAL	70,338	0	0	42,060	112,398

* FP/0501 - 80-02 (2180) - GLOB

Sea Disposal Studies
Implementation: IMO
Signed: 05/11/80
Last revision: NO.3 OF 25 SEP 1984
Starting and closing dates: 01/09/80 30/06/82
Budget:

Year	CC	NCC	TF	CP	TOTAL
1980	0	0	0	9,250	9,250
1981	7,595	0	0	12,500	20,095
1982	4,500	0	0	4,500	9,000
1983	-4,209	0	0	0	-4,209
TOTAL	7,886	0	0	26,250	34,136

* FP/0501 - 81-01 (2293) - GLOB

Meeting of Government Experts on Marine Pollution and Regional Seas Programmes
Implementation: INTERNAL
Signed: 30/11/81
Last revision: NO.3 OF 13 JUN 1983
Starting and closing dates: 01/11/81 30/09/82
Budget:

Year	CC	NCC	TF	CP	TOTAL
1981	11,793	0	0	0	11,793
1982	26,242	0	0	0	26,242
1983	-2,150	0	0	0	-2,150
TOTAL	35,885	0	0	0	35,885

* FP/0501 - 82-03 (2340) - GLOB

Support to GESAMP Working Group on Review of Potentially Harmful Substances
See FP/5101-82-03

* FP/0501 - 83-01 (2420) - GLOB

Integrated Global Ocean Monitoring: Phase I - International Symposium on Integrated Global Ocean Monitoring, Tallin 2-10 October 1983
See FP/5101-83-01

* FP/0502 - 73-02 (310) - GLOB

Monitoring of Environmental Effects on Marine World Fishery Resources
Implementation: FAO
Signed: 07/02/74
Last revision: NO.6 OF 22 MAR 1979
Starting and closing dates: 01/01/74 31/12/77
Budget:

Year	CC	NCC	TF	CP	TOTAL
1974	7,445	0	0	2,000	9,445
1975	42,886	0	0	15,000	57,886
1976	53,516	0	0	15,000	68,516
1977	7,782	0	0	10,000	17,782
1978	9,050	0	0	7,994	17,044
TOTAL	120,679	0	0	49,994	170,673

* FP/0502 - 73-03 (311) - GLOB

Data on Contaminants in Aquatic Organisms
Implementation: FAO
Signed: 30/04/74
Last revision: NO.7 OF 27 NOV 1979
Starting and closing dates: 01/03/74 30/06/79
Budget:

Year	CC	NCC	TF	CP	TOTAL
1974	6,744	0	0	10,000	16,744
1975	16,003	0	0	15,000	31,003
1976	49,545	0	0	15,000	64,545
1977	10,262	0	0	15,000	25,262
1978	-924	0	0	10,000	9,076
1979	39	0	0	850	889
TOTAL	81,669	0	0	65,850	147,519

* FP/0502 - 74-01 (313) - GLOB

Conservation of Aquatic Mammals
Implementation: FAO
Signed: 24/09/74
Last revision: No.6 of 22 MAR 1979
Starting and closing dates: 01/08/74 31/12/78
Budget:

Year	CC	NCC	TF	CP	TOTAL
1974	14,743	0	0	20,000	34,743
1975	73,449	0	0	40,000	113,449
1976	154,565	0	0	60,000	214,565
1977	35,673	0	0	40,000	75,673
1978	-727	0	0	33,730	33,003
TOTAL	277,703	0	0	193,730	471,433

* FP/0502 - 75-01 (706) - GLOB

Regional Co-operation on Protection of Living Aquatic Resources from Pollution and Basis for Biological Monitoring
Implementation: FAO
Signed: 15/07/75
Last revision: No.6 OF 22 MAR 1979
Starting and closing dates: 01/04/75 31/12/78
Budget:

Year	CC	NCC	TF	CP	TOTAL
1975	33,686	0	0	10,000	43,686
1976	33,009	0	0	15,000	48,009
1977	10,906	0	0	15,000	25,906
1978	-1,125	0	0	14,300	13,175
TOTAL	76,476	0	0	54,300	130,776

* FP/0502 - 75-02 (806) - GLOB

Level I Overview - Living Marine Resources
Implementation: FAO
Signed: 26/09/75
Last revision: NO. 1 OF 5 MAY 1977
Starting and closing dates: 31/05/75 31/05/77
Budget:

Year	CC	NCC	TF	CP	TOTAL
1975	1,405	0	0	2,000	3,405
1976	2,290	0	0	0	2,290
TOTAL	3,695	0	0	2,000	5,695

* FP/0502 - 78-01 (143) - MED

First International Conference on the Mediterranean Monk Seal
Implementation: GOVGREE, IUCN, GUELPH
Signed: 31/05/78
Last revision: NO.4 OF 4 NOV 1980
Starting and closing dates: 01/05/78 31/10/80
Budget:

Year	CC	NCC	TF	CP	TOTAL
1978	11,722	0	0	26,500	38,222
1979	1,331	0	0	0	1,331
1980	70	0	0	0	70
TOTAL	13,123	0	0	26,500	39,623

* FP/0502 - 78-02 (1260) - GLOB

Development of a Global Action Plan for the Conservation Management and Utilization of Marine Mammals
See FP/5103-78-02

* FP/0503 - 73-03 (247) - MED

Mediterranean Regional Marine Pollution Workshop
Implementation: IOC
Signed: 12/03/74
Last revision: NO.2 OF 28 OCT 1977
Starting and closing dates: 01/09/73 30/09/74
Budget:

Year	CC	NCC	TF	CP	TOTAL
1975	25,040	0	0	11,000	36,040
1976	69	0	0	0	69
TOTAL	25,109	0	0	11,000	36,109

* FP/0503 - 75-02 (716) - RED

Intergovernmental Regional Programme for Environmental Studies of the Red Sea and the Gulf of Aden (Preparatory Phase)
Implementation: ALECSO
Signed: 20/02/75
Last revision: NO.2 OF 20 APR 1977
Starting and closing dates: 01/03/75 28/02/76
Budget:

Year	CC	NCC	TF	CP	TOTAL
1975	56,790	0	0	44,400	101,190
1976	-8,261	0	0	0	-8,261
TOTAL	48,529	0	0	44,400	92,929

* FP/0503 - 75-03 (591) - MED

Mediterranean Programme Activity: Promotion of the Establishment of Marine Parks and Reserves in the Mediterranean
Implementation: IUCN
Signed: 30/05/75
Last revision: NO.4 OF 18 APR 1978
Starting and closing dates: 01/01/75 28/02/77
Budget:

Year	CC	NCC	TF	CP	TOTAL
1975	30,739	0	0	12,500	43,239
1976	113	0	0	0	113
1977	3,274	0	0	0	3,274
TOTAL	34,126	0	0	12,500	46,626

* FP/0503 - 75-04 (979) - MED

The Med Progr. Activity: Intercalibration Measurements for Pilot Projects under the Co-ordinated Pollution Monitoring and Res.Prog.
Implementation: IAEA, IOC
Signed: 05/05/76
Last revision: NO.15 OF 29 NOV 1983
Starting and closing dates: 01/01/76 31/07/82
Budget:

Year	CC	NCC	TF	CP	TOTAL
1976	27,682	0	0	0	27,682
1977	145,412	0	0	0	145,412
1978	7,791	0	0	0	7,791
1979	81,076	64,688	0	0	145,764
1980	67,058	1,870	49,750	223,000	341,678
1981	0	986	97,328	5,000	103,314
1982	943	0	-1,500	0	-557
TOTAL	329,962	67,544	145,578	228,000	771,084

* FP/0503 - 75-05 (849) - MED

The Med. Prog. Activity: Protocol on Land-Based Sources of Pollution (Conv. for the Protection of the Marine Env. Against Poll. in the Med.)
Implementation: WHO
Signed: 31/10/75
Last revision: NO.6 OF 27 MAR 1979
Starting and closing dates: 01/07/75 31/12/78
Budget:

Year	CC	NCC	TF	CP	TOTAL
1975	5,834	0	0	5,000	10,834
1976	8,674	0	0	5,000	13,674
1977	15,529	0	0	5,000	20,529
1978	67,200	0	0	0	67,200
TOTAL	97,237	0	0	15,000	112,237

* FP/0503 - 75-06 (852) - MED

The Med. Prog. Activity: Pilot Projects on Oil Poll. and Coastal Circulation in the Med. - Prep. Phase Covering Techn. Mtg. to prepare plans of operation
Implementation: IOC, WHO
Signed: 16/10/75
Last revision: NO.1 OF 6 DEC.1977
Starting and closing dates: 01/07/75 31/12/75
Budget:

Year	CC	NCC	TF	CP	TOTAL
1975	17,616	0	0	2,500	20,116
1976	12,775	0	0	2,000	14,775
1978	1,394	0	0	5,000	6,394
TOTAL	31,785	0	0	9,500	41,285

* FP/ME/0503 - 75-07 (880) - MED

Med. Prog. Activity: Joint FAO GFCM/UNEP Co-ordinated Proj. on the Monitoring Levels and Effects of Selected Pollutants in the Med. Mar. Organisms and Ecosystems
Implementation: FAO
Signed: 04/12/75
Last revision: NO.15 OF 6 DEC. 1983
Starting and closing dates: 01/10/75 30/06/82
Budget:

Year	CC	NCC	TF	CP	TOTAL
1976	293,481	0	0	46,565	340,046
1977	407,302	0	0	50,000	457,302
1978	313,950	0	0	50,000	363,950
1979	264,078	0	77,891	50,000	391,969
1980	0	0	185,803	50,000	235,803
1981	0	0	79,987	6,000	85,987
1982	0	0	-20,739	0	-20,739
1983	0	0	-3,607	0	-3,607
TOTAL	1,270,811	0	319,335	252,565	1,850,711

* FP/0503 - 75-08 (886) - MED

The Med. Prog. Activity: Joint WHO/UNEP Co-ordinated Project on Coastal Water Quality Control in the Mediterranean - Preparatory Phase
Follow-up of FP/0503-76-05
Implementation: WHO
Signed: 04/02/76
Last revision: NO. 2 OF 3 NOV. 1977
Starting and closing dates: 01/08/75 31/05/76
Budget:

Year	CC	NCC	TF	CP	TOTAL
1975	15,974	0	0	26,000	41,974
1976	9,639	0	0	0	9,639
TOTAL	25,613	0	0	26,000	51,613

* FP/0503 - 75-09 (860) - KAP

Expert Support for the Prefeasibility Study of Coastal Area Environmental Quality in Bahrain, Iran, Iraq, Kuwait, Oman, Qatar, Saudi Arabia and the United Arab Emirates.
Implementation: DIESA, UNDP
Signed: 04/01/77
Last revision: NO.1 OF 17 APR. 1978
Starting and closing dates: 01/03/76 31/12/76
Budget:

Year	CC	NCC	TF	CP	TOTAL
1976	113,903	0	0	10,000	123,903
1977	27,505	0	0	10,000	37,505
TOTAL	141,408	0	0	20,000	161,408

* FP/0503 - 75-10 (854) - MED

The Mediterranean Programme Activity: Blue Plan for Action in the Mediterranean Region - Preparatory Phase
Followed by FP/0503-79-03
Implementation: MWPR
Signed: 02/01/76
Last revision: NO. 2 OF 21 JUL. 1977
Starting and closing dates: 01/11/75 31/10/76
Budget:

Year	CC	NCC	TF	CP	TOTAL
1976	55,000	0	0	40,000	95,000
TOTAL	55,000	0	0	40,000	95,000

* FP/0503 - 76-01 (729) - MED

Pollutants from Land-based sources in the Mediterranean. Phase I and Phase II.
Implementation: ECE, FAO, IAEA, UNESCO, WHO, UNIDO
Signed: 04/01/77
Last revision: No.3 of 15 APR 1980
Starting and closing dates: 01/04/76 30/04/79
Budget:

Year	CC	NCC	TF	CP	TOTAL
1976	24,862	0	0	30,000	54,862
1977	281,561	0	0	240,000	521,561
1978	34,212	0	0	30,000	64,212
1979	6,957	0	0	10,000	16,957
TOTAL	347,592	0	0	310,000	657,592

* FP/0503 - 76-02 (1045) - CAR

Caribbean Environment Programme Activity - Preparatory Activity - P.A. 1 - Followed up by FP/1000-77-01
Implementation: INTERNAL
Signed: 13/04/76
Last revision: NO. 2 OF 18 APR. 1978
Starting and closing dates: 01/04/76 31/03/77
Budget:

Year	CC	NCC	TF	CP	TOTAL
1976	36,048	0	0	0	36,048
1977	9,500	0	0	0	9,500
TOTAL	45,548	0	0	0	45,548

* FP/0503 - 76-04 (1028) - MED

The Mediterranean Programme Activity: Co-ordinated Pilot Project on Problems of the Coastal Transport of Pollutants - Operational Phase II - MED XI
Implementation: IOC
Signed: 20/09/76
Last revision: NO.10 OF 8 MAR. 1988
Starting and closing dates: 01/07/72 30/11/83
Budget:

Year	CC	NCC	TF	CP	TOTAL
1976	3,746	0	0	5,000	8,746
1977	97,865	0	0	10,000	107,865
1978	18,227	0	0	10,000	28,227
1979	56,104	0	0	10,000	66,104
1980	2,915	0	0	10,000	12,915
1981	8,481	0	0	5,000	13,481
1982	-4,553	0	0	0	-4,553
TOTAL	182,785	0	0	50,000	232,785

* FP/ME/0503 - 76-05 (1131) - MED

The Mediterranean Programme Activity: Joint WHO/UNEP Co-ordinated Pilot Project on Coastal water Quality Control in the Mediterranean - Operational - MED VII
Implementation: WHO
Signed: 02/09/76
Last revision: NO.12 OF 01 NOV. 1989
Starting and closing dates: 01/07/76 31/12/82
Budget:

Year	CC	NCC	TF	CP	TOTAL
1976	14,886	0	0	7,000	21,886
1977	86,540	0	0	50,000	136,540
1978	170,001	0	0	50,000	220,001
1979	109,670	0	0	50,000	159,670
1980	48,400	0	45,275	20,000	113,675
1981	0	0	95,506	0	95,506
1982	0	0	7,753	4,000	11,753
TOTAL	429,497	0	148,534	181,000	759,031

* FP/ME/0503 - 76-06 (1098) - MED

The Mediterranean Programme Activity: Regional Oil Combating Centre for the Mediterranean
See FP/ME/5102-76-06

* FP/0503 - 76-07 (1181) - CAR

Joint IOC/FAO/UNEP International Workshop on Marine Pollution in the Caribbean and Adjacent Regions
Follow-up of FP/0501-73-05
Implementation: IOC, FAO
Signed: 20/09/76
Last revision: NO. 1 OF 11 APR. 1979
Starting and closing dates: 01/07/76 31/03/77
Budget:

Year	CC	NCC	TF	CP	TOTAL
1976	13,885	0	0	15,500	29,385
1977	14,835	0	0	6,000	20,835
TOTAL	28,720	0	0	21,500	50,220

* FP/0503 - 76-08 (1193) - EAS

Oil Pollution Contingency Planning for the Straits of Malacca and Singapore Region - Preparatory Stage
Implementation: IMO
Signed: 10/09/76
Last revision: NO. 3 OF 12 APR. 1978
Starting and closing dates: 09/11/76 30/11/76
Budget:

Year	CC	NCC	TF	CP	TOTAL
1977	2,409	0	0	7,200	9,609
TOTAL	2,409	0	0	7,200	9,609

* FP/0503 - 76-09 (978) - MED

The Mediterranean Programme Activity: Biogeochemical Studies of Selected Pollutants in the Open Waters of the Mediterranean - MED XIII
Implementation: IAEA, IOC
Signed: 23/11/76
Last revision: NO.10 OF 11 APR.1990
Starting and closing dates: 01/10/76 30/07/82
Budget:

Year	CC	NCC	TF	CP	TOTAL
1976	325	0	0	40,000	40,325
1977	126,211	0	0	50,000	176,211
1978	56,195	0	0	50,000	106,195
1979	29,424	0	0	50,000	79,424
1980	7,134	0	0	0	7,134
TOTAL	219,289	0	0	190,000	409,289

* FP/0503 - 76-10 (1279) - KAP

Study of Arrangements for Co-operation in the event of Pollution Emergencies in the Marine Region shared by Bahrain, Iran, Iraq, Kuwait, Oman, Qatar, Saudi Arabia and United Arab Emirates
Implementation: IMO
Signed: 05/01/77
Last revision: NO. 3 OF 12 MAR.1979
Starting and closing dates: 01/12/76 30/04/78
Budget:

Year	CC	NCC	TF	CP	TOTAL
1976	2,499	0	0	5,250	7,749
1977	7,068	0	0	0	7,068
1978	-1,909	0	0	0	-1,909
TOTAL	7,658	0	0	5,250	12,908

* FP/0503 - 77-01 (1187) - RED

Regional Environmental Programme for the Red Sea and the Gulf of Aden - Phase I
See FP/5102-77-01

* RB/0503 - 77-01 (878) - KAP

Development of a Comprehensive Action Plan for the Protection of the Marine Environment in Bahrain, Iraq, Iran, Kuwait, Oman, Qatar, Saudi Arabia and the United Arab Emirates - Implemented as FP/0503-77-08

* FP/0503 - 77-02 (1314) - WACAF

Preparatory Work for the Protection of the Marine Environment in the Gulf of Guinea and Adjacent Coastal Areas
Implementation: FAO
Signed: 15/07/77
Last revision: NO. 4 OF 9 JUNE 1980
Starting and closing dates: 01/06/77 31/12/79
Budget:

Year	CC	NCC	TF	CP	TOTAL
1977	24,463	0	0	22,820	47,283
1978	11,836	0	0	5,000	16,836
1979	6,692	0	0	5,000	11,692
TOTAL	42,991	0	0	32,820	75,811

* FP/0503 - 77-03 (1373) -GLOB/MED/KAP/CAR/
WACAF/EAS/EAF/RED/SPCF/SEPCF/SWAT/SAS

Programme Activity Centre for Regional Seas
See FP/5102-77-03

* FP/0503 - 77-04 (1354) - WACAF

An International Workshop on Marine Pollution in the Gulf of Guinea Region
Implementation: IOC, FAO, WHO
Signed: 23/01/78
Last revision: NO.2 OF 31 MAR 1979
Starting and closing dates: 01/09/77 30/09/78
Budget:

Year	CC	NCC	TF	CP	TOTAL
1977	2,128	0	0	4,000	6,128
1978	40,716	0	0	17,000	57,716
1979	-3,576	0	0	500	-3,076
TOTAL	39,268	0	0	21,500	60,768

* FP/0503 - 77-05 (1367) - WACAF

IMO/UNEP International Workshop on the Prevention, Abatement and Combating of Pollution from Ships in the Gulf of Guinea and Adjacent Coastal Areas - Douala Cameroon
Implementation: IMO
Signed: 22/12/77
Last revision: NO. 2 OF 8 JAN. 1979
Starting and closing dates: 01/12/77 28/02/78
Budget:

Year	CC	NCC	TF	CP	TOTAL
1978	18,944	0	0	11,450	30,394
TOTAL	18,944	0	0	11,450	30,394

* FP/0503 - 77-07 (1368) - CAR

Preparation of the Directory of Marine and Fisheries Research Centres of the Caribbean and Adjacent Regions
Implementation: IOC
Signed: 07/07/78
Last revision: NO.2 OF 16 OCT. 1980
Starting and closing dates: 01/01/78 31/07/79
Budget:

Year	CC	NCC	TF	CP	TOTAL
1979	2,518	0	0	10,500	13,018
TOTAL	2,518	0	0	10,500	13,018

* FP/KA/0503 - 77-08 (878) - KAP

Development of Comprehensive Action Plan for the Protection of the Marine Environment in Bahrain, Iran, Iraq, Kuwait, Oman, Qatar, Saudi Arabia and the United Arab Emirates
Implementation: INTERNAL
Signed: 06/07/77
Last revision: NO.14 OF 21 JUL.1983
Starting and closing dates: 01/06/77 30/04/82
Budget:

Year	CC	NCC	TF	CP	TOTAL
1977	-40,602	0	0	0	-40,602
1978	77,058	0	0	0	77,058
1979	28,144	0	113,084	0	141,228
1980	50,042	0	639,882	0	689,924
1981	24,467	0	2,705,811	0	2,740,278
1982	-3,841	0	-28,481	0	-32,322
1983	-65	0	-766	0	-831
TOTAL	145,203	0	3,429,530	0	3,574,733

* FP/0503 - 78-01 (1372) - MED

The Mediterranean Programme Activity: Feasibility Study on Reception Facilities for Selected Ports in a Special Area - MED
Implementation: IMO
Signed: 14/02/78
Last revision: NO. 5 OF 9 JUN. 1980
Starting and closing dates: 01/01/80 30/04/79
Budget:

Year	CC	NCC	TF	CP	TOTAL
1978	54,188	0	0	18,400	72,588
1979	11,300	0	0	0	11,300
TOTAL	65,488	0	0	18,400	83,888

* FP/0503 - 78-02 (2006) - MED

Co-ordination of Joint UNEP/UNDP Co-operative Projects in the Mediterranean
Implementation: UNDP, FAO
Signed: 26/10/78
Last revision: NO. 7 OF 19 APR. 1980
Starting and closing dates: 01/10/78 30/09/81
Budget:

Year	CC	NCC	TF	CP	TOTAL
1978	40,522	0	0	8,279	48,801
1979	54,328	0	0	148,276	202,604
1980	62,018	0	0	84,786	146,804
1981	21,496	0	0	27,559	49,055
TOTAL	178,364	0	0	268,900	447,264

* FP/ME/0503 - 79-01 (2076) - MED

Co-operative Programme among Mediterranean Coastal States for the Promotion of the Establishment and Management of Mediterranean Areas requiring special attention, in particular Marine Parks and Wetlands
Implementation: FAO; IUCN; UNESCO
Signed: 06/12/79
Last revision: NO. 3 OF 8 MAR. 1980
Starting and closing dates: 01/07/79 30/09/85
Budget:

Year	CC	NCC	TF	CP	TOTAL
1979	9,643	0	5,841	4,000	19,484
1980	-9,643	0	33,012	11,700	35,069
1981	0	0	3,391	3,000	6,391
TOTAL	0	0	42,244	18,700	60,944

* FP/KA/0503 - 79-02 (2089) - KAP

Preparatory Work for the Meeting of Government Experts on the Establishment of the Marine Emergency Mutual Aid Centre - MEMAC
Implementation: IMO
Signed: 24/08/79
Last revision: NO. 1 OF 14 JUL. 1980
Starting and closing dates: 01/08/79 31/07/80
Budget:

Year	CC	NCC	TF	CP	TOTAL
1979	5,054	0	0	3,000	8,054
1980	-4,650	0	4,650	0	0
TOTAL	404	0	4,650	3,000	8,054

* FP/ME/0503 - 79-03 (2047) - MED

The Mediterranean Programme Activity: Blue Plan - Preparatory Phase II
Follow-up of FP/0503-75-10; followed by FP/0503-80-01
Implementation: INTERNAL
Signed: 28/09/79
Last revision: NO. 1 OF 16 JUN. 1980
Starting and closing dates: 01/01/79 31/12/79
Budget:

Year	CC	NCC	TF	CP	TOTAL
1979	42,683	0	44,672	0	87,355
TOTAL	42,683	0	44,672	0	87,355

* FP/0503 - 79-04 (2046) - EAS

Impact of Pollution on the Mangrove Ecosystems and its Productivity in South-East Asia - Preparatory Phase
Implementation: FAO
Signed: 21/11/79
Last revision: NO. 4 OF 19 APR. 1983
Starting and closing dates: 01/09/79 31/12/82
Budget:

Year	CC	NCC	TF	CP	TOTAL
1979	28,500	0	0	7,000	35,500
1980	17,960	0	0	7,000	24,960
1981	41,945	0	0	7,000	48,945
1982	-10,068	0	0	1,500	-8,568
TOTAL	78,337	0	0	22,500	100,837

* FP/0503 - 79-05 (2096) - EAS

Regional Seminar on Environmental Impact Assessment in South-East Asia
Implementation: WHO
Signed: 20/11/79
Last revision: NO. 1 OF 16 OCT. 1980
Starting and closing dates: 01/08/79 31/12/79
Budget:

Year	CC	NCC	TF	CP	TOTAL
1979	6,920	0	0	39,000	45,920
TOTAL	6,920	0	0	39,000	45,920

* FP/0503 - 79-06 (2097) - EAS

Workshop on Coastal Area Development and Management in South-East Asia
Implementation: DIESA, ESCAP
Signed: 07/11/80
Last revision: NO. 3 OF 11 NOV. 1981
Starting and closing dates: 01/09/79 11/11/81
Budget:

Year	CC	NCC	TF	CP	TOTAL
1979	0	0	0	2,540	2,540
1980	620	0	0	40,000	40,620
1981	19,832	0	0	30,000	49,832
TOTAL	20,452	0	0	72,540	92,992

* FP/0503 - 79-07 (2098) - EAS

Development of Regional Oil Spill Contingency Arrangements in South-East Asia
Implementation: IMO
Signed: 05/10/79
Last revision: NO. 2 OF 4 AUG. 1981
Starting and closing dates: 01/09/79 31/12/80
Budget:

Year	CC	NCC	TF	CP	TOTAL
1980	12,315	0	0	5,000	17,315
TOTAL	12,315	0	0	5,000	17,315

* FP/0503 - 79-08 (2099) - EAS

River Inputs to South-East Asian Seas
Implementation: UNESCO
Signed: 20/11/79
Last revision: NO. 3 OF 10 SEP. 1982
Starting and closing dates: 01/10/79 30/09/81
Budget:

Year	CC	NCC	TF	CP	TOTAL
1979	20,105	0	0	4,500	24,605
1980	13,850	0	0	4,500	18,350
1981	223	0	0	0	223
1982	-370	0	0	0	-370
TOTAL	33,808	0	0	9,000	42,808

* FP/0503 - 79-09 (2100) - EAS

Research into Toxicity of Oil Dispersant Chemicals on Tropical and Sub-Tropical Marine Species
Implementation: IMO, GOVPHIL
Signed: 05/10/79
Last revision: NO. 4 OF 10 JUN. 1982
Starting and closing dates: 01/09/79 30/09/81
Budget:

Year	CC	NCC	TF	CP	TOTAL
1979	9,147	0	0	4,000	13,147
1980	10,065	0	0	0	10,065
1981	3,706	0	0	0	3,706
TOTAL	22,918	0	0	4,000	26,918

* FP/0503 - 79-10 (2101) - EAS

Overview of Land-Based Pollution Sources in South-East Asia
Implementation: WHO
Signed: 24/12/79
Last revision: NO. 4 OF 8 JULY 1982
Starting and closing dates: 01/10/79 31/10/81
Budget:

Year	CC	NCC	TF	CP	TOTAL
1980	22,718	0	0	8,000	30,718
1981	2,282	0	0	2,000	4,282
TOTAL	25,000	0	0	10,000	35,000

* FP/0503 - 79-11 (2102) - EAS

Development of Legal Instruments for the Protection of the Marine Environment in South-East Asia
Implementation: ESCAP
Signed: 05/02/80
Last revision: NO. 2 OF 23 DEC. 1980
Starting and closing dates: 01/10/79 31/12/80
Budget:

Year	CC	NCC	TF	CP	TOTAL
1980	11,943	0	0	7,000	18,943
TOTAL	11,943	0	0	7,000	18,943

* FP/0503 - 79-12 (2103) - EAS

Assessment of Oil Pollution and its Impact on Living Aquatic Resources in South-East Asia - Preparatory Phase
Implementation: FAO
Signed: 21/11/79
Last revision: NO. 3 OF 8 APR. 1982
Starting and closing dates: 01/09/79 30/09/81
Budget:

Year	CC	NCC	TF	CP	TOTAL
1979	22,000	0	0	14,000	36,000
1980	21,636	0	0	8,500	30,136
1982	-10,366	0	0	0	-10,366
TOTAL	33,250	0	0	22,500	55,750

* FP/0503 - 79-13 (2104) - EAS

Environmental Problems of Offshore Exploration and Exploitation in South-East Asia
Implementation: ESCAP - CCOP/SOPAC
Signed: 14/12/79
Last revision: NO. 2 OF 4 AUG. 1981
Starting and closing dates: 01/09/79 31/10/80
Budget:

Year	CC	NCC	TF	CP	TOTAL
1980	14,030	0	0	4,500	18,530
TOTAL	14,030	0	0	4,500	18,530

* FP/0503 - 79-14 (2045) - EAS

IMO/UNEP International Workshop on the prevention, abatement and combating pollution from ships in East Asian waters - Hong Kong
Implementation: IMO
Signed: 20/12/79
Last revision: NO. 4 OF 10 JUN. 1982
Starting and closing dates: 01/01/80 30/09/81
Budget:

Year	CC	NCC	TF	CP	TOTAL
1980	50,909	0	0	16,000	66,909
1981	-2,212	0	0	0	-2,212
TOTAL	48,697	0	0	16,000	64,697

* FP/0503 - 79-15 (2129) - SPCF

South Pacific Regional Environment Programme - SPREP - Development of an Environment Programme for the South-West Pacific
Implementation: SPC, SPEC, ESCAP
Signed: 10/01/80
Last revision: NO. 9 OF 14 OCT. 1983
Starting and closing dates: 01/01/80 31/12/82
Budget:

Year	CC	NCC	TF	CP	TOTAL
1980	37,215	0	0	64,542	101,757
1981	164,036	0	0	43,217	207,253
1982	116,758	0	0	7,416	124,174
TOTAL	318,009	0	0	115,175	433,184

* FP/0503 - 79-16 (2118) - WACAF

Preparation of Studies on Coastal Development and Management in West Africa
Implementation: DIESA
Signed: 21/11/79
Last revision: NO. 4 OF 11 NOV. 1981
Starting and closing dates: 01/09/79 30/09/81
Budget:

Year	CC	NCC	TF	CP	TOTAL
1979	39,974	0	0	8,000	47,974
1981	-17,769	0	0	0	-17,769
TOTAL	22,205	0	0	8,000	30,205

* FP/0503 - 79-17 (2112) - WACAF

Survey of Oil Pollution in the West African Region
Implementation: IMO
Signed: 04/12/79
Last revision: NO. 3 OF 8 APR. 1982
Starting and closing dates: 01/10/79 30/09/81
Budget:

Year	CC	NCC	TF	CP	TOTAL
1980	58,674	0	0	16,500	75,174
1981	2,228	0	0	0	2,228
TOTAL	60,902	0	0	16,500	77,402

* FP/0503 - 79-18 (2113) - WACAF

Survey of Marine Pollutants from Industrial Sources in the West African Region
Implementation: UNIDO
Signed: 06/03/80
Last revision: NO. 4 OF 14 JUN. 1982
Starting and closing dates: 01/09/79 30/06/82
Budget:

Year	CC	NCC	TF	CP	TOTAL
1980	127,131	6,000	0	32,500	165,631
1981	2,341	0	0	0	2,341
1982	161	0	0	0	161
TOTAL	129,633	6,000	0	32,500	168,133

* FP/0503 - 79-19 (2088) - WACAF

Development of a Comprehensive Action Plan for the Protection and Development of the Marine Environment and Coastal Areas of the West African Region.
Implementation: INTERNAL
Signed: 21/11/79
Last revision: NO. 7 OF 12 SEP. 1983
Starting and closing dates: 01/09/79 30/04/82
Budget:

Year	CC	NCC	TF	CP	TOTAL
1979	102,458	0	0	0	102,458
1980	170,926	0	0	0	170,926
1981	251,269	2,030	0	0	253,299
1982	-8,292	317	0	0	-7,975
TOTAL	516,361	2,347	0	0	518,708

* FP/0503 - 79-20 (2143) - WACAF

River Inputs to the West African Region
Implementation: UNESCO
Signed: 11/04/80
Last revision: NO. 2 OF 22 APR. 1982
Starting and closing dates: 01/02/81 30/09/81
Budget:

Year	CC	NCC	TF	CP	TOTAL
1980	53,844	0	0	15,000	68,844
1981	1,030	0	0	0	1,030
TOTAL	54,874	0	0	15,000	69,874

* ME/0503 - 80-01 (2011) - MED

The Mediterranean Programme Activity: Blue Plan First Phase
See ME/5102-80-01

* FP/0503 - 80-02 (2140) - SEPCF

Development of an Action Plan for the South-East Pacific
See FP/5102-80-02

* FP/0503 - 80-04 (2142) - WACAF

Preparation and Management of a Regional Seminar/Workshop on Coastal Area Development and Management in West Africa
Implementation: DIESA
Signed: 25/04/80
Last revision: NO. 3 OF 8 JUNE 1982
Starting and closing dates: 01/03/80 30/11/81
Budget:

Year	CC	NCC	TF	CP	TOTAL
1980	91,980	0	0	48,000	139,980
1981	4,000	0	0	0	4,000
1982	-73,430	0	0	0	-73,430
TOTAL	22,550	0	0	48,000	70,550

* FP/0503 - 80-05 (2161) - EAS

Development of a Comprehensive Action Plan for the Protection and Development of the Marine Environment and Coastal Areas of the East Asian Region.
Implementation: INTERNAL
Signed: 14/04/80
Last revision: NO. 5 OF 14 JULY 1983
Starting and closing dates: 01/03/80 31/07/82
Budget:

Year	CC	NCC	TF	CP	TOTAL
1980	97,875	0	0	0	97,875
1981	49,853	0	0	0	49,853
1982	516	0	0	0	516
1983	-458	0	0	0	-458
TOTAL	147,786	0	0	0	147,786

* FP/KA/0503 - 80-06 (2170) - KAP

UNEP/IMO International Workshop on Combating Marine Pollution from Oil Exploration, Exploitation and Transport in the Kuwait Action Plan Region
Implementation: IMO
Signed: 04/08/80
Last revision: NO. 5 OF 6 OCT. 1983
Starting and closing dates: 01/05/80 31/07/82
Budget:

Year	CC	NCC	TF	CP	TOTAL
1980	6,702	0	77,063	20,000	103,765
1981	1,213	0	12,137	0	13,350
1983	-436	0	0	0	-436
TOTAL	7,479	0	89,200	20,000	116,679

* FP/CR/0503 - 80-07 (2168) - CAR

Protection of the Marine and Coastal Environment of the Caribbean Islands - APCEP/35/1/2
See FP/CR/5102-80-07

* FP/0503 - 80-08 (2169) - CAR

Formulation of a Caribbean Oil Spill Control Plan
Implementation: OAS
Signed: 18/09/80
Last revision: NO. 2 OF 14 JUNE 1982
Starting and closing dates: 01/06/80 30/09/81
Budget:

Year	CC	NCC	TF	CP	TOTAL
1980	29,430	0	0	75,000	104,430
1981	-3,395	0	0	0	-3,395
TOTAL	26,035	0	0	75,000	101,035

* FP/ME/0503 - 82-01 (2308) - MED

Compendium of projects and institutions concerned with Aquaculture, Energy and Human Settlements in Mediterranean countries
Implementation: PAP/RAC
Signed: 29/05/82
Last revision: NO. 3 OF 8 MAR. 1988
Starting and closing dates: 01/03/82 31/01/84
Budget:

Year	CC	NCC	TF	CP	TOTAL
1982	0	2,000	0	23,000	25,000
1983	0	6,000	36,913	20,000	62,913
1984	0	0	3,019	0	3,019
TOTAL	0	8,000	39,932	43,000	90,932

* FP/CR/0503 - 82-02 (2345) - CAR

UNEP support to the Caribbean Action Plan
See FP/CR/5102-82-02

* FP/0503 - 82-06 (2338) - SWAT

UNEP Support to the Development of the South-West Atlantic Action Plan
Implementation: INTERNAL
Signed: 17/05/82
Last revision: NO. 2 OF 3 MAY 1985
Starting and closing dates: 01/07/82 30/06/83
Budget:

Year	CC	NCC	TF	CP	TOTAL
1982	11,274	0	0	0	11,274
1983	-1,335	0	0	0	-1,335
TOTAL	9,939	0	0	0	9,939

* KA/0503 - 82-07 (2359) - KAP

UNESCO's Assistance to ROPME in the implementation of the Kuwait Action Plan
See KA/5102-82-07

* KA/0503 - 82-08 (2361) - KAP

IOC's Assistance to ROPME in the implementation of the Kuwait Action Plan
See KA/5102-82-08

* KA/0503 - 82-09 (2362) - KAP

IUCN's Assistance to ROPME in the implementation of the Kuwait Action Plan
See KA/5102-82-09

* KA/0503 - 82-10 (2363) - KAP

IAEA's Assistance to ROPME in the implementation of the Kuwait Action Plan
See KA/5102-82-10

* FP/0503 - 82-11 (2366) - WACAF

Institution and Co-ordination of National Contingency Plans in the West and Central African Region - WACAF/1
See FP/5102-82-11

* FP/0503 - 82-12 (2364) - CAR

Development of Environment Education and Public Awareness in the Wider Caribbean Region - APCEP 36/1 and 36/3
See FP/CR/5102-82-12

* FP/0503 - 82-13 (2393) - CAR

IMO/UNEP Workshop on Oil Spills and Shoreline Clean-up in the Islands of the Wider Caribbean Region
Implementation: IMO
Signed: 09/03/83
Last revision: NO. 1 OF 05 AUG. 1988
Starting and closing dates: 31/10/82 31/01/83
Budget:

Year	CC	NCC	TF	CP	TOTAL
1982	57,900	0	0	10,000	67,900
1983	0	0	0	7,000	7,000
TOTAL	57,900	0	0	17,000	74,900

* FP/ES/0503 - 82-15 (2399) - EAS

Co-operative Research on Oil and Oil-dispersed Toxicity in the East Asian Seas Region
See FP/ES/5102-82-15

* FP/ES/0503 - 82-16 (2400) - EAS

Study of Coral Resources and the effects of pollutants and other destructive factors on Coral communities and related Fisheries in the East Asian Seas Region. See FP/ES/5102-82-16

* FP/ES/0503 - 82-18 (2402) - EAS

Survey and Monitoring of Oil Pollution and Development of National Co-ordinated Mechanisms for the Management and Establishment of a Regional Data Exchange System - See FP/ES/5102-82-18

* FP/0503 - 83-01 (2375) - WACAF

Control of Coastal Erosion in the West and Central African region -WACAF/3
See FP/5102-83-01

* FP/0503 - 83-02 (2412) - EAF

FAO's Assistance in the Development of the Action Plan for the Protection and Development of the Marine and Coastal Environment of the East African Region EAF/1 - See FP/5102-83-02

* ME/0503 - 83-03 (2431) - MED

Workshop on Housing Hygiene in Mediterranean Countries
Implementation: WHO/EURO, PAP/RAC
Signed: 31/05/83
Last revision: NO. 1 OF 1 DEC. 1983
Starting and closing dates: 01/03/83 31/08/83
Budget:

Year	CC	NCC	TF	CP	TOTAL
1983	0	0	6,214	30,000	36,214
TOTAL	0	0	6,214	30,000	36,214

* FP/0503 - 83-04 (2429) - EAF

IUCN's Assistance in the Development of the Action Plan for the Protection Development of the Marine and Coastal Environment of the East African Region EAF/2 - See FP/5102-83-04

* ME/0503 - 83-07 (2422) - MED

Training Course in Control and Combating of Oil Pollution in the Mediterranean - Urbino, Italy
Implementation: SOGESTA
Signed: 16/09/83
Last revision: NO. 1 OF 6 JULY 1984
Starting and closing dates: 01/06/83 31/10/83
Budget:

Year	CC	NCC	TF	CP	TOTAL
1983	0	0	53,430	128,000	181,430
TOTAL	0	0	53,430	128,000	181,430

* FP/0503 - 83-08 (2443) - EAF

IMO's Assistance in the Development of the Action Plan for the Protection and Development of the Marine and Coastal Environment of the East African region EAF/3 - See FP/5102-83-08

* FP/0504 - 74-01 (522) - GLOB

UNEP Participation in the Third United Nations Conference on the Law of the Sea - Follow-up of FP/0501-74-03 and continued as FP/1400-78-01

* FP/0504 - 76-01&(1211) - KAP/WACAF

Development of Draft Legal Instr. for Envir. Protec. of the Persian Gulf and the West Afr. Coast of the Atlantic
Implementation: INTERNAL
Signed: 28/10/76
Last revision: NO. 5 OF 5 APR. 1978
Starting and closing dates: 01/09/76 31/12/77
Budget:

Year	CC	NCC	TF	CP	TOTAL
1976	10,886	0	0	0	10,886
1977	29,385	0	0	0	29,385
TOTAL	40,271	0	0	0	40,271

* FP/0601 - 74-01 (572) - GLOB

Support to the International Conference on the Conservation of Wetlands and Waterflow, Heiligenhafen
Implementation: INTERNAL
Signed: 07/11/74
Last revision: NO. 1 OF 10 AUG. 1976
Starting and closing dates: 02/12/74 06/12/74
Budget:

Year	CC	NCC	TF	CP	TOTAL
1974	5,230	0	0	0	5,230
1976	2,196	0	0	0	2,196
TOTAL	7,426	0	0	0	7,426

* FP/0605 - 75-01 (682) - KAP, RED, SAS

Promotion of the Establishment of Marine Parks and Reserves in the Northern Indian Ocean, including the Red Seas and Persian Gulf.
See FP/1103-75-03

* FP/0605 - 75-02 (686) - SPCF

South Pacific Conference on National Parks and Reserves - 19-28 February 1975
See FP/1103-75-02

* FP/0800 - 74-07 (615) - MED

Inter-calibration and Ligurian Sea Baseline Measurements - Monaco
Implementation: IAEA, IOC
Signed: / /
Last revision: NO. 3 OF 20 NOV. 1978
Starting and closing dates: 01/07/74 30/11/76
Budget:

Year	CC	NCC	TF	CP	TOTAL
1975	88,673	0	0	170,000	258,673
1976	6,032	0	0	9,000	15,032
1977	4,137	0	0	0	4,137
TOTAL	98,842	0	0	179,000	277,842

* FP/0900 - 74-04 (249) - GLOB

Development of the Interorganization and Interdisciplinary Data and Information Management and Referral System - Related to Marine Environmental Data and Information - Implemented as FP/1302-74-04

* FP/0900 - 75-01 (381) - GLOB

Accelerated Development of ASFIS - The Aquatic Sciences and Fisheries Information System - See FP/1302-75-01

* FP/1000 - 77-01 (1250) - CAR

Development of an Action Programme for Sound Environmental Management in the Wider Caribbean Area
Implementation: ECLAC
Signed: 23/02/77
Last revision: NO. 8 OF 12 SEP. 1983
Starting and closing dates: 01/04/77 31/07/82
Budget:

Year	CC	NCC	TF	CP	TOTAL
1977	86,201	0	0	30,000	116,201
1978	259,855	0	0	30,000	289,855
1979	276,764	0	0	30,000	306,764
1980	331,525	0	0	30,000	361,525
1981	183,198	0	0	30,000	213,198
1982	-2,281	0	0	0	-2,281
TOTAL	1,135,262	0	0	150,000	1,285,262

* FP/1103 - 75-01&(682) - KAP/RED/SAS

Promotion of the Establishment of Marine Parks and Reserves in the Northern Indian Ocean, including the Red Sea and the Persian Gulf
Implementation: IUCN
Signed: 19/02/75
Last revision: NO. 2 OF 5 DEC. 1977
Starting and closing dates: 01/11/74 31/12/76
Budget:

Year	CC	NCC	TF	CP	TOTAL
1975	22,127	0	0	26,250	48,377
1976	3,992	0	0	0	3,992
TOTAL	26,119	0	0	26,250	52,369

* FP/1103 - 75-03 (690) - GLOB

Promotion of the Establishment of Marine Parks and Reserves throughout the World.
Implementation: IUCN
Signed: 20/03/75
Last revision: No. 2 of 5 DEC 1977
Starting and closing dates: 01/01/75 31/07/77
Budget:

Year	CC	NCC	TF	CP	TOTAL
1975	28,324	0	0	95,000	123,324
TOTAL	28,324	0	0	95,000	123,324

* FP/1104 - 75-04 (929) - GLOB

International Annotated Seal Bibliography - ICEA/CIEM
Implementation: ICES
Signed: 03/12/75
Last revision: NO. 1 OF 10 AUG. 1976
Starting and closing dates: 01/11/75 30/04/76
Budget:

Year	CC	NCC	TF	CP	TOTAL
1975	5,000	0	0	12,000	17,000
TOTAL	5,000	0	0	12,000	17,000

* FP/1105 - 78-02&(2002) - SPCF/EAS/SEPCF

Support to the Fourteenth Pacific Science Congress, Khabarovsk, USSR
Implementation: UNEP/COM
Signed: 07/05/79
Last revision: NO. 5 OF 28 FEB. 1981
Starting and closing dates: 01/01/79 31/03/83
Budget:

Year	CC	NCC	TF	CP	TOTAL
1979	17,872	146,803	0	2,475,000	2,639,675
1980	1,434	95,804	0	0	97,238
1981	3,430	9,087	0	0	12,517
1982	963	8,415	0	0	9,378
TOTAL	23,699	260,109	0	2,475,000	2,758,808

* FP/1106 - 75-06 (820) - MED

The Mediterranean Programme Activity: Role of Sedimentation in the Pollution of the Mediterranean Sea: Assessment of Knowledge and Development of Guidelines for Environmental Impact Assessment
Implementation: UNESCO, IAHS
Signed: 07/11/75
Last revision: NO. 2 OF 22 MAR. 1979
Starting and closing dates: 01/10/75 31/12/78
Budget:

Year	CC	NCC	TF	CP	TOTAL
1975	0	0	0	3,000	3,000
1976	13,515	0	0	4,000	17,515
1977	13,923	0	0	5,000	18,923
1978	23,198	0	0	5,000	28,198
TOTAL	50,636	0	0	17,000	67,636

* FP/1200 - 75-01 (941) - CAR

Selection of Hurricane and Early Warning, including Flood Forecasting Systems for Operation Applications in Central America
Implementation: WMO
Signed: 23/03/76
Last revision: NO.10 OF 24 JUN.1980
Starting and closing dates: 01/01/76 31/01/80
Budget:

Year	CC	NCC	TF	CP	TOTAL
1976	9,075	0	0	0	9,075
1977	50,916	0	0	43,000	93,916
1978	17,580	0	0	0	17,580
1979	268	0	0	0	268
1980	522	0	0	0	522
TOTAL	78,361	0	0	43,000	121,361

* FP/1200 - 75-02 (942) - SAS

Tropical Cyclone Monitoring and Early Warning Systems in Countries in the areas of the Bay of Bengal and the Arabian Seas
Implementation: WMO, ESCAP
Signed: 07/05/76
Last revision: NO. 8 OF 11 JUN.1980
Starting and closing dates: 01/01/76 31/01/78
Budget:

Year	CC	NCC	TF	CP	TOTAL
1976	20,285	0	0	19,000	39,285
1977	19,326	0	0	30,000	49,326
1978	9,162	0	0	20,000	29,162
1979	8,451	0	0	20,000	28,451
1980	-522	0	0	0	-522
TOTAL	56,702	0	0	89,000	145,702

* FP/1301 - 75-01 (512) - EAS/SAS/EA

Marine Environmental Monitoring and Marine Living Resources Assessment Programme for Indian Ocean Region, Phase I; Survey of Institutional Capabilities
Implementation: NIO
Signed: 10/09/75
Last revision: NO. 7 OF 15 MAY 1979
Starting and closing dates: 01/06/75 30/11/78
Budget:

Year	CC	NCC	TF	CP	TOTAL
1975	41,532	0	0	4,000	45,532
1976	-30,605	0	0	10,000	-20,605
1977	815	0	0	8,000	8,815
1978	31,724	0	0	2,000	33,724
TOTAL	43,466	0	0	24,000	67,466

* FP/1301 - 78-02 (1305) - GLOB

The IGOS Pilot Project on Marine Pollution - Petroleum - Monitoring Phase
Implementation: IOC, WMO
Signed: 20/04/78
Last revision: NO. 4 OF 15 JUL.1985
Starting and closing dates: 01/02/78 31/12/80
Budget:

Year	CC	NCC	TF	CP	TOTAL
1978	47,479	0	0	11,000	58,479
1979	94,424	0	0	10,000	104,424
1980	72,166	0	0	10,000	82,166
TOTAL	214,069	0	0	31,000	245,069

* FP/1302 - 74-04 (249) - GLOB

Development of the Marine Environmental Data and Information - MEDI Referral System
Implementation: IOC
Signed: 23/01/75
Last revision: NO.16 OF 29 DEC.1983
Starting and closing dates: 01/05/74 31/12/83
Budget:

Year	CC	NCC	TF	CP	TOTAL
1974	10,637	0	0	20,000	30,637
1975	31,621	0	0	20,000	51,621
1976	10,636	0	0	20,000	30,636
1977	21,821	0	0	20,000	41,821
1978	36,513	0	0	20,000	56,513
1979	21,777	0	0	20,000	41,777
1980	301	0	0	3,000	3,301
1981	5,601	0	0	3,432	9,033
1982	-18,672	0	0	0	-18,672
1983	17,400	0	0	9,500	26,500
TOTAL	137,235	0	0	135,932	273,167

* FP/1302 - 75-01 (381) - GLOB

Accelerated Development of ASPAIS-The Aquatic Sciences and Fisheries Information System
Implementation: FAO
Signed: 07/05/76
Last revision: No.11 of 28 APR 1983
Starting and closing dates: 01/01/76 30/06/81
Budget:

Year	CC	NCC	TF	CP	TOTAL
1976	21,996	0	0	65,964	87,960
1977	56,897	0	0	150,000	206,897
1978	28,878	0	0	100,000	128,878
1979	128,766	0	0	100,000	228,766
1980	-8,234	0	0	100,000	91,766
TOTAL	228,303	0	0	515,964	744,267

* FP/1400 - 77-02 (1352) - MED

The Mediterranean Programme Activity: Meeting of Experts on Legal Aspects of Pollution resulting from Exploration and Exploitation of the Continental Shelf, the Seabed and its Subsoil
Implementation: EJO
Signed: 17/11/77
Last revision: NO. 4 OF 25 MAY 1979
Starting and closing dates: 01/11/77 31/12/78
Budget:

Year	CC	NCC	TF	CP	TOTAL
1978	64,900	0	0	85,184	150,084
TOTAL	64,900	0	0	85,184	150,084

* FP/1400 - 78-01 (522) - GLOB

UNEP Participation in the Third United Nations Conference on the Law of the Sea
Implementation: INTERNAL
Signed: 15/07/74
Last revision: NO.12 OF 26 FEB.1979
Starting and closing dates: 01/02/75 31/10/78
Budget:

Year	CC	NCC	TF	CP	TOTAL
1974	15,289	0	0	0	15,289
1975	14,735	0	0	0	14,735
1976	6,745	0	0	0	6,745
1977	5,982	0	0	0	5,982
1978	13,716	0	0	0	13,716
TOTAL	56,467	0	0	0	56,467

* ST/4101 - 85-01 (2550) - GLOB

Monitoring the Status of Cetaceans - Whales, Dolphins, Porpoises
Implementation: IUCN/CMC
Signed: 20/02/85
Last revision: NO. 1 OF 5 SEPT.1986
Starting and closing dates: 01/01/85 28/02/87
Budget:

Year	CC	NCC	TF	CP	TOTAL
1985	0	0	32,000	1,700	33,700
1986	0	0	0	10,300	10,300
TOTAL	0	0	32,000	12,000	44,000

* FP/5101 - 77-02 (1241) - GLOB

Support for GESAMP Working Group on the Interchange of Pollutants between the Atmosphere and Oceans
Implementation: WMO; IOC
Signed: 25/01/78
Last revision: NO. 7 OF 30 JUL.1987
Starting and closing dates: 01/12/77 31/12/85
Budget:

Year	CC	NCC	TF	CP	TOTAL
1977	0	0	0	13,300	13,300
1978	11,000	0	0	12,900	23,900
1979	-956	0	0	4,600	3,644
1980	8,000	0	0	8,300	16,300
1981	136	10,438	0	10,000	20,574
1982	10,485	-8,027	0	7,000	9,458
1983	5,260	0	0	12,000	17,260
1984	-354	0	0	7,000	6,646
1985	8,165	0	0	0	8,165
TOTAL	41,736	2,411	0	75,100	119,247

* FP/5101 - 82-03 (2340) - GLOB

Support to GESAMP Working Group on Review of potentially harmful substances
Implementation: WHO; FAO; IMO; UNESCO; IAEA
Signed: 22/06/82
Last revision: NO. 5 of 2 NOV. 1987
Starting and closing dates: 01/06/82 30/06/85
Budget:

Year	CC	NCC	TF	CP	TOTAL
1982	35,889	0	0	10,500	46,389
1983	74,379	0	0	29,000	103,379
1984	18,394	0	0	26,000	44,394
1985	36,470	0	0	48,000	84,470
TOTAL	165,132	0	0	113,500	278,632

* FP/5101 - 83-01 (2420) - GLOB

Integrated Global Ocean Monitoring: Phase I - International Symposium on Integrated Global Ocean Monitoring, Tallin, 2-10 October 1983
Implementation: UNEP/COM
Signed: 25/05/83
Last revision: NO. 3 OF 20 DEC. 1985
Starting and closing dates: 01/05/83 31/12/85
Budget:

Year	CC	NCC	TF	CP	TOTAL
1983	98,754	70,877	0	111,550	281,181
1984	-41,130	81,793	0	0	40,663
TOTAL	57,624	152,670	0	111,550	321,844

* FP/5102 - 77-01 (1187) - RED

Regional Environmental Programme for the Red Sea and the Gulf of Aden - Phase I
Implementation: ALECSO
Signed: 03/03/77
Last revision: NO. 12 OF 9 JUL. 1986
Starting and closing dates: 01/01/77 31/12/83
Budget:

Year	CC	NCC	TF	CP	TOTAL
1977	41,509	0	0	100,000	141,509
1978	93,250	0	0	200,000	293,250
1979	-741	0	0	200,000	199,259
1980	47,955	0	0	200,000	247,955
1981	0	0	0	200,000	200,000
1982	0	0	0	200,000	200,000
1983	0	0	0	134,588	134,588
1984	10,000	0	0	0	10,000
1986	0	0	0	-649,223	-649,223
TOTAL	191,973	0	0	585,365	777,338

* FP/5102 - 77-03&(1373) - GLOB/MED/KAP/CAR/

WACAF/EAF/EAS/RED/SPCF/SEPCF/SWAT/SAS
Programme Activity Centre for Regional Seas.
Implementation: INTERNAL
Signed: 06/10/77
Last revision: NO. 18 OF 2 NOV. 1987
Starting and closing dates: 01/10/77 31/12/84
Budget:

Year	CC	NCC	TF	CP	TOTAL
1977	48,295	0	0	0	48,295
1978	394,159	0	0	0	394,159
1979	681,906	0	0	0	681,906
1980	1,112,323	0	0	0	1,112,323
1981	1,030,741	87,755	0	0	1,118,496
1982	971,802	7,726	0	0	979,528
1983	905,695	-4,280	0	0	901,415
1984	874,054	819	0	0	874,873
1985	-16,073	0	0	0	-16,073
TOTAL	6,002,902	92,020	0	0	6,094,922

* ME/5102 - 80-01 (2011) - MED

Mediterranean Action Plan - Blue Plan First Phase
Implementation: MEDEAS
Signed: 21/02/80
Last revision: NO. 16 OF 08 MAR. 1988
Starting and closing dates: 01/01/80 31/12/84
Budget:

Year	CC	NCC	TF	CP	TOTAL
1980	0	0	330,227	70,000	400,227
1981	0	0	451,963	70,000	521,963
1982	0	0	494,761	70,000	564,761
1983	0	0	376,975	70,650	447,625
1984	0	0	361,275	711,317	1,072,592
TOTAL	0	0	2,015,201	991,967	3,007,168

* FP/5102 - 80-02 (2140) - SEPCF

Development of an Action Plan for the South-East Pacific
Implementation: CPPS
Signed: 23/07/80
Last revision: NO. 14 OF 17 NOV. 1987
Starting and closing dates: 01/01/80 31/12/86
Budget:

Year	CC	NCC	TF	CP	TOTAL
1980	29,038	0	0	0	29,038
1981	125,894	0	0	37,000	162,894
1982	48,645	0	0	65,000	105,645
1983	119,449	0	0	65,000	184,449
1984	105,254	0	0	65,000	170,254
1985	230,682	0	0	90,000	320,682
1986	190,149	0	0	654,625	844,774
TOTAL	841,111	0	0	976,625	1,817,736

* FP/CR/5102 - 80-07 (2168) - CAR

Protection of the Marine and Coastal Environment of the Caribbean Islands - APCEP 35/1/2
Implementation: CARICOM; WHO/PAHO
Signed: 25/11/80
Last revision: NO. 11 OF 9 AUG. 1989
Starting and closing dates: 01/01/81 31/12/87
Budget:

Year	CC	NCC	TF	CP	TOTAL
1981	130,616	0	0	63,000	193,616
1982	122,348	0	0	94,420	216,768
1983	67,930	0	24,164	65,421	157,515
1984	42,522	0	117,354	0	159,876
1985	37,774	0	67,603	127,000	232,377
1986	0	0	86,924	88,000	174,924
1987	56,576	0	64,225	148,000	268,801
TOTAL	457,766	0	360,270	585,841	1,403,877

* FP/CR/5102 - 82-02 (2345) - CAR

UNEP Support to the Caribbean Action Plan
Implementation: INTERNAL
Signed: 17/05/82
Last revision: NO. 8 OF 5 AUG. 1988
Starting and closing dates: 31/07/82 31/01/87
Budget:

Year	CC	NCC	TF	CP	TOTAL
1982	150,343	0	0	0	150,343
1983	373,668	0	0	40,000	413,668
1984	156,941	0	0	0	156,941
1985	124,137	0	23,817	0	147,954
1986	74,156	0	87,432	108,379	269,967
1987	5,285	0	-11,990	-8,929	-15,632
TOTAL	884,530	0	99,259	139,452	1,123,241

* KA/5102 - 82-07 (2359) - KAP

UNESCO's Assistance to ROPME in the implementation of the Kuwait Action Plan
Implementation: UNESCO
Signed: 07/10/82
Last revision: NO. 2 OF 24 NOV. 1987
Starting and closing dates: 01/07/82 31/12/85
Budget:

Year	CC	NCC	TF	CP	TOTAL
1982	0	0	7,455	15,000	22,455
1983	0	0	48,539	0	48,539
1984	0	0	12,112	0	12,112
1985	0	0	-4,832	0	-4,832
TOTAL	0	0	63,274	15,000	78,274

* KA/5102 - 82-08 (2361) - KAP

IOC's Assistance to ROPME in the implementation of the Kuwait Action Plan
Implementation: IOC
Signed: 28/09/82
Last revision: NO. 2 OF 24 NOV. 1987
Starting and closing dates: 01/07/82 31/10/87
Budget:

Year	CC	NCC	TF	CP	TOTAL
1982	0	0	23,990	31,000	54,990
1983	0	0	75,492	0	75,492
1984	0	0	29,682	0	29,682
1985	0	0	1,508	0	1,508
1987	0	0	-5,352	0	-5,352
TOTAL	0	0	125,320	31,000	156,320

* KA/5102 - 82-09 (2362) - KAP

IUCN's Assistance to MOPHE in the implementation of the Kuwait Action Plan
Implementation: IUCN
Signed: 05/10/82
Last revision: NO. 3 OF 5 NOV. 1987
Starting and closing dates: 01/07/82 30/09/84
Budget:

Year	CC	NCC	TF	CP	TOTAL
1982	0	0	0	10,000	10,000
1983	0	0	48,634	0	48,634
1984	0	0	100,066	0	100,066
TOTAL	0	0	148,700	10,000	158,700

* FP/5102 - 82-11 (2366) - WACAF

Institution and Co-ordination of National Contingency Plans in the West and Central African Region - WACAF/1
Implementation: IMO; UNIDO
Signed: 10/12/82
Last revision: NO. 3 OF 27 NOV. 1987
Starting and closing dates: 01/11/82 31/10/87
Budget:

Year	CC	NCC	TF	CP	TOTAL
1982	60,150	0	0	30,500	90,650
1983	45,878	0	0	32,000	77,878
1984	54,683	0	0	0	54,683
1985	44,533	0	0	0	44,533
1986	5,126	0	0	0	5,126
1987	232	0	0	0	232
TOTAL	210,602	0	0	62,500	273,102

* FP/CR/5102 - 82-12 (2364) - CAR

Development of Environmental Education and Public Awareness in the wider Caribbean Region - APCEP 36/1 and 36/3
Implementation: CCA
Signed: 12/01/83
Last revision: NO. 3 OF 1 AUG. 1984
Starting and closing dates: 01/11/82 31/12/84
Budget:

Year	CC	NCC	TF	CP	TOTAL
1983	30,000	0	0	15,000	45,000
1984	8,000	0	50,000	14,000	72,000
TOTAL	38,000	0	50,000	29,000	117,000

* FP/ES/5102 - 82-15 (2399) - EAS

Co-operative Research on Oil and Oil dispersed Toxicity in the East Asian Seas Region
Implementation: GOVMALA- Ministry of Science, Technology and Env't.
Signed: 30/12/82
Last revision: NO. 7 OF 20 DEC. 1989
Starting and closing dates: 01/01/83 30/11/88
Budget:

Year	CC	NCC	TF	CP	TOTAL
1983	7,553	0	7,553	40,000	55,106
1984	9,562	0	9,562	0	19,124
1985	40,778	0	0	0	40,778
1986	-14,487	0	-592	0	-15,079
1987	4,631	0	5,272	0	9,903
1988	-4,538	0	15,082	0	10,544
TOTAL	43,499	0	36,877	40,000	120,376

* FP/ES/5102 - 82-16 (2400) - EAS

Study of Coral Resources and the effects of pollutants and other destructive factors on Coral Communities and related Fisheries in the East Asian Seas Region
Implementation: GOVPHIL - Natural Resources Management Centre
Signed: 31/12/82
Last revision: NO. 7 OF 5 MAY 1989
Starting and closing dates: 01/01/83 30/04/88
Budget:

Year	CC	NCC	TF	CP	TOTAL
1982	0	0	0	20,000	20,000
1983	10,500	0	10,500	20,000	41,000
1984	14,361	0	8,720	0	23,081
1985	15,138	0	7,952	0	23,090
1986	39,925	0	4,533	0	44,458
1987	973	0	12,050	0	13,023
1988	-3,045	0	1,067	0	-1,978
TOTAL	77,852	0	44,822	40,000	162,674

* FP/ES/5102 - 82-18 (2402) - EAS

Survey and Monitoring of Oil Pollution and Development of National Co-ordinating Mechanisms for the Management and Establishment of a Regional Data Exchange System
Implementation: GOVINDO - Office of Development and Environment
Signed: 30/12/82
Last revision: NO. 7 OF 24 NOV. 1988
Starting and closing dates: 01/01/83 30/04/88
Budget:

Year	CC	NCC	TF	CP	TOTAL
1982	0	0	0	40,000	40,000
1983	11,998	0	11,998	0	23,996
1984	23,139	0	31,839	0	54,978
1985	-5,998	0	-5,998	0	-11,996
1986	811	0	24,226	0	25,037
1987	4,689	0	17,456	0	22,145
1988	2,932	0	568	0	3,500
TOTAL	37,571	0	80,089	40,000	157,660

* FP/5102 - 83-01 (2375) - WACAF

Control of Coastal Erosion in the West and Central African region - WACAF
Implementation: UNESCO; DIESA
Signed: 22/06/83
Last revision: NO. 4 OF 27 NOV. 1987
Starting and closing dates: 01/01/83 31/10/87
Budget:

Year	CC	NCC	TF	CP	TOTAL
1983	94,731	0	0	40,625	135,356
1984	60,640	0	0	45,000	105,640
1985	19,605	0	0	0	19,605
1986	-7,081	0	0	0	-7,081
1987	18,000	0	0	0	18,000
TOTAL	185,895	0	0	85,625	271,520

* FP/5102 - 83-02 (2412) - EAF

FAO's Assistance in the Development of the Action Plan for the Protection and Development of the Marine and Coastal Environment of the East African Region (EAF/1)
Implementation: FAO
Signed: 17/05/83
Last revision: No. 1 of 31 JUL 1985
Starting and closing dates: 01/03/83 31/12/83
Budget:

Year	CC	NCC	TF	CP	TOTAL
1983	26,309	0	0	28,250	54,559
1984	1,503	0	0	0	1,503
TOTAL	27,812	0	0	28,250	56,062

* FP/5102 - 83-04 (2429) - EAF

IUCN's Assistance in the Development of the Action Plan for the Protection and Development of the Marine and Coastal Environment of the East African Region EAF/2
Implementation: IUCN
Signed: 16/06/83
Last revision: No. 1 OF 20 NOV. 1987
Starting and closing dates: 01/04/83 31/10/87
Budget:

Year	CC	NCC	TF	CP	TOTAL
1983	39,560	0	0	74,000	113,560
1984	-3,132	0	0	0	-3,132
1987	50,231	0	0	0	50,231
TOTAL	86,659	0	0	74,000	160,659

* FP/5102 - 83-08 (2443) - EAF

IMO's Assistance in the Development of the Action Plan for the Protection and Development of the Marine and Coastal Environment of the East African Region EAF/3
Implementation: IMO
Signed: 27/09/83
Last revision: NO. 1 OF 19 OCT. 1983
Starting and closing dates: 01/07/83 31/12/83
Budget:

Year	CC	NCC	TF	CP	TOTAL
1983	105,165	0	0	30,000	135,165
1984	-13,017	0	0	0	-13,017
TOTAL	92,148	0	0	30,000	122,148

* CR/5102 - 84-03 (2486) - CAR

Development of sub-regional contingency plans for the islands of the Wider Caribbean - APCEP 9 /1/2
Implementation: IMO; OAS; USAID
Signed: 08/05/84
Last revision: NO. 2 OF 5 AUG. 1988
Starting and closing dates: 01/03/84 31/03/85
Budget:

Year	CC	NCC	TF	CP	TOTAL
1984	0	0	22,854	41,000	63,854
1985	0	0	43,840	0	43,840
1987	0	0	1,491	0	1,491
1988	0	0	1,512	0	1,512
TOTAL	0	0	69,697	41,000	110,697

* CR/5102 - 84-05 (2516) - CAR

Tourism and Environment in the Wider Caribbean Region
Implementation: ECLAC
Signed: 31/08/84
Last revision: NO. 2 OF 5 AUG. 1988
Starting and closing dates: 31/08/84 31/12/85
Budget:

Year	CC	NCC	TF	CP	TOTAL
1984	0	0	20,027	0	20,027
1985	0	0	29,553	34,800	64,353
1986	0	0	-1,688	0	-1,688
TOTAL	0	0	47,892	34,800	82,692

* CR/5102 - 84-07 (2558) - CAR

Environmental Training for the Wider Caribbean Region - APCEP 36/2
Implementation: INTERNAL
Signed: 28/09/84
Last revision: NO. 3 OF 9 AUG. 1989
Starting and closing dates: 01/07/84 31/01/89
Budget:

Year	CC	NCC	TF	CP	TOTAL
1984	0	0	23,167	0	23,167
1985	0	0	12,113	0	12,113
1986	0	0	1,652	0	1,652
1987	0	0	0	0	0
1988	0	0	14,068	0	14,068
TOTAL	0	0	51,000	0	51,000

* CR/5102 - 84-08 (2562) - CAR

IOC/UNEP Project in support of the CARIPOL Regional Programme of Research and Monitoring of the petroleum pollution in the marine environment
Implementation: IOC
Signed: 06/02/85
Last revision: NO. 3 OF 9 AUG. 1989
Starting and closing dates: 01/09/84 31/01/89
Budget:

Year	CC	NCC	TF	CP	TOTAL
1985	0	0	75,500	112,000	187,500
1986	0	0	22,333	0	22,333
1987	0	0	13,000	0	13,000
1988	0	0	7,167	0	7,167
TOTAL	0	0	118,000	112,000	230,000

* FP/5102 - 84-09& (2573) - KAP/EAF/EAS/RED/SAS

Review of Indian Ocean Conservation Problems and Recommendation for their possible solution.
Implementation: IUCN
Signed: 15/01/85
Last revision: NO. 2 OF 17 NOV. 1987
Starting and closing dates: 01/11/84 30/06/85
Budget:

Year	CC	NCC	TF	CP	TOTAL
1985	49,145	0	0	17,000	66,145
TOTAL	49,145	0	0	17,000	66,145

* FP/5102 - 85-02 (2584) - GLOB

IMO/UNEP meeting of experts on regional arrangements for co-operation in combating major incidents of Marine Pollution
Implementation: IMO
Signed: 07/03/85
Last revision: NO. 1 OF 1 DEC. 1987
Starting and closing dates: 01/02/85 31/10/87
Budget:

Year	CC	NCC	TF	CP	TOTAL
1985	39,811	0	0	50,000	89,811
1986	6,849	0	0	0	6,849
1987	229	0	0	5,570	5,799
TOTAL	46,889	0	0	55,570	102,459

* ME/5102 - 85-03 (2538) - MED

Blue Plan - Second Phase
Implementation: BP/RAC, GOVFRAN
Signed: 14/03/85
Last revision: NO. 2 OF 11 APR. 1990
Starting and closing dates: 01/01/85 31/12/85
Budget:

Year	CC	NCC	TF	CP	TOTAL
1985	0	0	388,228	300,000	688,228
TOTAL	0	0	388,228	300,000	688,228

* FP/5102 - 85-05& (2592) - GLOB/MED/KAP/CAR/

WACAF/EAF/EAS/RED/SPCF/SEPCF/SWAT/SAS
Programme Activity Centre for Oceans and Coastal Areas
Implementation: INTERNAL
Signed: 03/06/85
Last revision: NO. 4 OF 27 NOV. 1987
Starting and closing dates: 01/01/85 31/12/85
Budget:

Year	CC	NCC	OTL	PPSC	CP	TOTAL
1985	1,071,150	1,286	169,600	95,509	0	1,337,545
TOTAL	1,071,150	1,286	169,600	95,509	0	1,072,436

* FP/ES/5102 - 85-06 (2626) - EAS

Implementation of a Technical and Scientific Support programme for Oil Spill Contingency Planning
Implementation: GOVINDO
Signed: 07/01/86
Last revision: NO. 3 OF 21 NOV. 1988
Starting and closing dates: 01/10/85 30/04/88
Budget:

Year	CC	NCC	TF	CP	TOTAL
1987	12,886	0	18,386	20,000	51,272
1988	1,386	0	-1,386	0	0
TOTAL	14,272	0	17,000	20,000	51,272

* FP/ES/5102 - 85-07 (2625) - EAS

Co-operative Study into the Cleaning up of Urban Rivers
Implementation: GOVSING
Signed: 10/12/85
Last revision: NO. 1 OF 17 NOV. 1987
Starting and closing dates: 01/10/85 31/05/86
Budget:

Year	CC	NCC	TF	CP	TOTAL
1986	5,217	0	5,217	10,000	20,434
TOTAL	5,217	0	5,217	10,000	20,434

* CR/5102 - 86-03 (2708) - CAR

Demonstration Workshop for treatment of rum distillery wastes by methanisation
Implementation: GOVFRAN - AIDAIPE
Signed: 21/10/86
Last revision: NO. 1 OF 5 AUG. 1988
Starting and closing dates: 21/10/86 31/01/87
Budget:

Year	CC	NCC	TF	CP	TOTAL
1986	0	0	25,418	43,100	68,518
TOTAL	0	0	25,418	43,100	68,518

* FP/CR/5102 - 87-02 (2746) - CAR

Development of Environmental Education and Public Awareness on Marine and Coastal Resource Management in the Wider Caribbean Region
Implementation: CCA
Signed: 14/09/87
Last revision: NO. 2 OF 28 NOV.1989
Starting and closing dates: 01/08/87 31/01/89
Budget:

Year	CC	NCC	TF	CP	TOTAL
1987	0	18,504	14,489	14,000	46,993
1988	1,650	0	61,511	61,320	124,481
1989	0	0	-5,101	0	-5,101
TOTAL	1,650	18,504	70,899	75,320	166,373

* CR/5102 - 87-04 (2745) - CAR

Feasibility of Establishing Biosphere Reserves in the Lesser Antilles, Notably as Demonstration Areas for Regional Co-operation in Developing Sound Environmental Management Practices
(PROJECT CANCELLED DUE TO NON-IMPLEMENTATION)

* FP/5103 - 73-01 (312) - GLOB

Effects of Pollutants on Living Aquatic Resources and Scientific Basis for Monitoring - FORMERLY FP/0502-73-01
Implementation: FAO
Signed: 31/12/73
Last revision: NO. 11 OF 2 NOV.1987
Starting and closing dates: 01/03/74 31/12/82
Budget:

Year	CC	NCC	TF	CP	TOTAL
1974	8,743	0	0	0	8,743
1975	29,094	0	0	10,000	39,094
1976	25,492	0	0	10,000	35,492
1977	10,365	0	0	5,000	15,365
1978	7,776	0	0	5,000	12,776
1979	15,065	0	0	1,950	17,015
1982	-5,782	0	0	0	-5,782
TOTAL	90,753	0	0	31,950	122,703

* FP/5103 - 78-02 (1260) - GLOB

Development of a Global Plan of Action for the Conservation, Management and Utilization of Marine Mammals
Implementation: FAO
Signed: 28/12/78
Last revision: NO. 11 OF 5 NOV.1987
Starting and closing dates: 01/09/78 31/12/87
Budget:

Year	CC	NCC	TF	CP	TOTAL
1978	22,089	0	0	31,950	54,039
1979	41,045	0	0	0	41,045
1980	-1,270	0	0	0	-1,270
1981	35,285	0	0	0	35,285
1982	7,186	0	0	0	7,186
1983	104,226	0	0	0	104,226
1984	31,011	0	0	0	31,011
1987	-38,076	0	0	0	-38,076
TOTAL	201,496	0	0	31,950	233,446

* FP/5103 - 80-01 (2230) - GLOB

Promotion of the Establishment and Effective Management of Coastal and Marine Protected Areas - FORMERLY FP/0502-80-01
Implementation: IUCN
Signed: 12/02/81
Last revision: NO. 3 OF 17 JUL.1987
Starting and closing dates: 01/01/81 31/12/84
Budget:

Year	CC	NCC	TF	CP	TOTAL
1981	70,000	0	0	59,000	129,000
1982	71,975	0	0	59,000	130,975
1983	65,420	0	0	59,000	124,420
TOTAL	207,395	0	0	177,000	384,395

* FP/5103 - 85-02 (2609) - SEPCF

Promotion of Co-operation among Latin American Nations in the assessment and reduction of Dolphin Mortality in the Eastern Pacific region
Implementation: IATTC
Signed: 06/09/85
Last revision: NO. 4 OF 10 JUN.1989
Starting and closing dates: 01/08/85 31/12/88
Budget:

Year	CC	NCC	TF	CP	TOTAL
1985	0	0	0	811,275	811,275
1986	132,715	0	0	0	132,715
1987	53,586	0	0	16,600	70,186
1988	3	0	0	0	3
TOTAL	186,304	0	0	827,875	1,014,179

* FP/5103 - 85-03 (2610) - CAR

Distribution, Status and Management of the West Indian Manatee in selected countries in the Caribbean
Implementation: IUCN
Signed: 09/08/85
Last revision: NO. 1 OF 18 MAY 1989
Starting and closing dates: 01/07/85 31/03/87
Budget:

Year	CC	NCC	TF	CP	TOTAL
1985	29,010	0	0	63,000	92,010
1986	1,000	0	0	0	1,000
TOTAL	30,010	0	0	63,000	93,010

* FP/5103 - 85-04 (2612) - SEPCF

Investigation of the distribution and status of the Burmeister's Porpoise, Phocoena spinipinnis, in Peru and Chile
Implementation: IUCN
Signed: 22/08/85
Last revision: NO. 1 OF 4 JULY 1989
Starting and closing dates: 01/07/85 31/01/89
Budget:

Year	CC	NCC	TF	CP	TOTAL
1985	42,200	0	0	118,800	161,000
1986	37,800	0	0	121,800	159,600
1989	-6,900	0	0	0	-6,900
TOTAL	73,100	0	0	240,600	313,700

* FP/5103 - 85-06&(2611) - MED/WACAF

Study of the Biological Requirements and Establishment of Critical Habitats for the Monk Seal Monachus Monachus
Implementation: IUCN
Signed: 19/08/85
Last revision: NO. 1 OF 4 JULY 1989
Starting and closing dates: 01/07/85 31/01/89
Budget:

Year	CC	NCC	TF	CP	TOTAL
1985	37,130	0	0	23,800	60,930
TOTAL	37,130	0	0	23,800	60,930

* FP/5103 - 85-08 (2615) - EAF

Status and Conservation Needs of Dugongs - Dugong-Dugon in the East African Region
Implementation: IUCN
Signed: 13/09/85
Last revision: NO. 1 OF 25 JUL.1989
Starting and closing dates: 01/08/85 31/01/89
Budget:

Year	CC	NCC	TF	CP	TOTAL
1985	38,000	0	0	32,300	70,300
1989	-4,500	0	0	0	-4,500
TOTAL	33,500	0	0	32,300	65,800

* FP/5103 - 86-01 (2642) - SPCF

A study of Dugong Movements using VHF and Satellite Telemetry
Implementation: JCU
Signed: 31/07/86
Last revision: NO.1 OF 18 MAY 1989
Starting and closing dates: 01/06/86 31/03/88
Budget:

Year	CC	NCC	TF	CP	TOTAL
1986	1,285	0	0	27,250	28,535
1987	7,178	0	0	27,250	34,428
1988	1,837	0	0	0	1,837
TOTAL	10,300	0	0	54,500	64,800

* FP/CR/8201 - 79-01 (202) - CAR

Investigation and Control of Marine Pollution in Cuba
 Implementation: GOVCUBA through CECT/COMARNA; UNDP; UNESCO
 Signed: 27/03/79
 Last revision: NO. 14 OF 9 AUG.1988
 Starting and closing dates: 01/02/79 31/01/87
 Budget:

Year	CC	NCC	TF	CP	TOTAL
1979	1,330	0	0	829,000	830,330
1980	2,268	0	0	813,500	815,768
1981	69,304	99,585	0	497,000	665,889
1982	56,481	0	0	908,580	965,061
1983	80,502	44,111	0	580,580	705,193
1984	21,469	33,291	15,655	522,874	593,289
1985	-5,654	-6,653	39,661	26,031	53,385
1986	-1,055	95,337	-262	0	94,020
1987	0	7,721	-14,883	0	-7,162
TOTAL	224,645	273,392	40,171	4,177,565	4,715,773

* FP/9101 - 86-92 (2682) - GLOB #

Strengthening follow up and Evaluation Capacity of UNEP and Assessment of the Impact on UNEP Programme on Six Selected Developing Countries
 Implementation: INTERNAL
 Signed: 16/06/86
 Last revision: NO. 4 OF
 Starting and closing dates: 01/07/86 31/12/88
 Budget:

Year	CC	NCC	TF	CP	TOTAL
1986	3,300	0	0	0	3,300
1987	3,782	0	0	0	3,782
1988	-27	0	0	0	-27
TOTAL	7,055	0	0	0	7,055

* FP/9101 - 87-82 (2715) - MED #

Grid Application in the Mediterranean Region
 Implementation: INTERNAL
 Signed: 21/04/87
 Last revision: NO. 3 OF 07 NOV.1989
 Starting and closing dates: 01/05/87 31/01/88
 Budget:

Year	CC	NCC	TF	CP	TOTAL
1987	25,322	0	0	0	25,322
1988	-1,724	0	0	0	-1,724
TOTAL	23,598	0	0	0	23,598

2. ONGOING (ACTIVE) PROJECTS

(as at 30 June 1990)

This section of the Compendium includes basic information on projects which have been not yet been closed. The budget indicated reflects project expenditure and/or commitments on the basis of their latest signed revisions. It does not take into account the negotiations with the co-operating agencies and supporting organisations for their extension, frequently involving a substantial increase of the budget.

Even though project activities may have been completed, projects are considered ongoing until a formal closing revision has been done.

: FP/0301 - 76-04 (902) - GLOB
 Staff Training and Teaching Aids for the Alexandria Maritime Transport Academy
 Implementation: IMO
 Signed: 07/10/76
 Last revision: NO. 5 OF 4 AUG.1981
 Starting and closing dates: 01/01/77 31/12/81
 Budget:

Year	CC	NCC	TF	CP	TOTAL
1977	8,952	0	0	3,000	11,952
1978	22,782	0	0	0	22,782
1979	6,834	0	0	0	6,834
1981	26,141	0	0	0	26,141
TOTAL	64,709	0	0	3,000	67,709

: FP/0501 - 82-01 (2344) - GLOB
 Support to GESAMP and Selected GESAMP Working Groups
 See FP/5101-82-01

: FP/0501 - 82-02 (2343) - GLOB
 Directories of Marine Institutes and Bibliographies of Marine Pollution
 See FP/5102-84-06

: FP/ME/0503 - 75-01 (739) - MED
 The Mediterranean Programme Activity: Implementation of the Action Plan adopted at the Barcelona meeting
 See FP/5102-75-01

: FP/0503 - 76-03 (1029) - MED
 The Mediterranean Programme Activity: Joint IOC/WMO/UNEP Co-ordinated Pilot Project on Baseline Studies and Monitoring of Oil and Petroleum Hydrocarbons in Marine Waters - Operational Phase II - MED V
 Implementation: IOC, WMO
 Signed: 20/09/76
 Last revision: NO. 10 OF 8 NOV.1983
 Starting and closing dates: 01/07/76 30/11/83
 Budget:

Year	CC	NCC	TF	CP	TOTAL
1976	7,649	0	0	2,000	9,649
1977	91,487	0	0	20,000	111,487
1978	34,403	0	0	20,000	54,403
1979	19,654	0	0	20,000	39,654
1980	6,810	0	0	20,000	26,810
1981	13,640	0	0	20,000	33,640
1982	-199	0	0	5,109	4,901
TOTAL	173,444	0	0	107,100	280,544

: ME/0503 - 81-01 (2298) - MED
 Mediterranean Action Plan: Support to the implementation of MED POL - Phase II
 See ME/5102-81-01

: KA/0503 - 81-02 (2297) - KAP
 UNEP Support to the Kuwait Action Plan
 Formerly KA/5102-81-02, changed to KA/9101-81-52

: FP/0503 - 82-03 (2342) - WACAF
 UNEP support to the Action Plan for the West and Central African region
 See FP/5102-82-03

: FP/0503 - 82-04 (2341) - EAF
 UNEP support to the Development of an Action Plan for the Eastern African region
 See FP/5102-82-04

: FP/0503 - 82-05 (2339) - EAS
 UNEP support to the East Asian Seas Action Plan
 See FP/5102-82-05

: FP/0503 - 82-14 (2371) - SPCF
 UNEP Support to the implementation of the South Pacific Regional Environment Programme - SPREP
 See FP/5102-82-14

: FP/ES/0503 - 82-17 (2401) - EAS
 Study of the Maritime Meteorological phenomena and Oceanographic features of the East Asian Seas region
 See FP/ES/5102-82-17

: FP/ES/0503 - 82-19 (2403) - EAS
 Assessment of Concentration Levels and Trends of Non-oil Pollutants and the effects on the Marine Environment in the East Asian Seas region
 See FP/ES/5102-82-19

: FP/0503 - 82-20 (2365) - WACAF
 Monitoring of Pollution in the Marine Environment of the West and Central African region - WACAF/2
 See FP/5102-82-20

: ME/0503 - 83-05 (2444) - MED
 Support to Regional Activity Centre for Priority Actions Programme
 See ME/5102-83-05

: FP/1105 - 81-01 (2038) - CAR
 Conservation and Management of Coastal Mangroves: Venezuela, Trinidad and Tobago.
 Implementation: GOVENE, SIERRA
 Signed: 17/11/82
 Last revision: NO. 1 OF 14 APR.1983
 Starting and closing dates: 01/11/82 31/12/83
 Budget:

Year	CC	NCC	TF	CP	TOTAL
1982	7,933	0	0	41,000	48,933
1983	109,067	0	0	100,000	209,067
TOTAL	117,000	0	0	141,000	258,000

: FP/5101 - 82-01 (2344) - GLOB
 Support to GESAMP and selected GESAMP Working Groups
 Implementation: INTERNAL
 Signed: 17/05/82
 Last revision: NO.11 OF 19 DEC.1989
 Starting and closing dates: 01/05/82 31/03/90
 Budget:

Year	CC	NCC	TF	CP	TOTAL
1982	29,940	0	0	391,200	421,140
1983	2,939	0	0	396,800	399,739
1984	52,093	0	0	367,000	419,093
1985	46,538	59,192	0	386,100	491,830
1986	2,760	-27,145	0	424,100	399,715
1987	151,817	0	0	537,150	688,967
1988	132,285	0	0	624,900	757,185
1989	168,572	0	0	283,300	451,872
1990	23,388	0	0	0	23,388
TOTAL	610,332	32,047	0	3,410,550	4,052,929

: FP/5101 - 84-01 (2467) - GLOB

Development, Testing and Intercalibration of Guidelines and Reference Methods for Marine Pollution Studies
Implementation: IAEA
Signed: 23/03/84
Last revision: NO. 6 OF 25 JUL.1989
Starting and closing dates: 01/03/84 31/01/89
Budget:

Year	CC	NCC	TF	CP	TOTAL
1984	53,510	0	0	120,000	173,510
1985	158,039	0	0	0	158,039
1986	117,083	0	0	60,000	177,083
1987	88,662	0	0	0	88,662
1988	43,244	0	0	0	43,244
1989	20,626	0	0	0	20,626
TOTAL	481,164	0	0	180,000	661,164

: FP/5101 - 87-01 (2770) - GLOB

Global Sentinel Organisms Monitoring System - Mussel Watch Part I
Implementation: IOC in association with University of Maryland
Signed: 03/11/87
Last revision: NO. 2 OF 20 DEC.1989
Starting and closing dates: 01/07/87 31/07/90
Budget:

Year	CC	NCC	TF	CP	TOTAL
1987	48,051	0	0	157,500	205,551
1988	43,964	0	0	157,500	201,464
1990	21,036	0	0	0	21,036
TOTAL	113,051	0	0	315,000	428,051

: FP/5101 - 88-01 (2862) - MED

Regional Changes in Climate in the Mediterranean Basin due to Global Greenhouse Gas Warming
Implementation: CRU/UEA
Signed: 24/02/89
Last revision:
Starting and closing dates: 31/01/89 31/12/90
Budget:

Year	CC	NCC	TF	CP	TOTAL
1989	64,396	0	0	62,500	126,896
1990	34,000	0	0	62,500	96,500
TOTAL	98,396	0	0	125,000	223,396

: FP/WA/5101 - 89-01 (2903) - WACAF

Pollution Monitoring, Research and Control Programme for the Coastal Marine Environment of the West and Central African Region (WACAF/2 Phase II)
Implementation: FAO
Signed: 29/11/89
Last revision: NO.1 OF 15 DEC. 1989
Starting and closing dates: 01/11/89 31/12/90
Budget:

Year	CC	NCC	TF	CP	TOTAL
1989	24,381	0	0	0	24,381
1990	117,500	0	219,100	129,000	465,600
TOTAL	141,881	0	219,100	129,000	489,981

: FP/ME/5101 - 89-02 (2911) - MED

The Mediterranean Action Plan: 1990-1995
Implementation: Internal
Signed: 31/12/89
Last revision: NO.1 of 16 FEB. 1990
Starting and closing dates: 01/01/90 31/12/91
Budget:

Year	CC	NCC	TF	CP	TOTAL
1990	90,000	0	3,683,500	0	3,773,500
1991	8,000	0	0	0	8,000
TOTAL	98,000	0	3,683,500	0	3,781,500

: FP/5101 - 90-01 (2925) - SEPCE

Support to the Implementation of the Action Plan for the Protection of the Marine and Coastal Areas in the South-East Pacific Region
Implementation: CPPS
Signed: 29/05/90
Last revision:
Starting and closing dates: 31/05/90 31/05/92
Budget:

Year	CC	NCC	TF	CP	TOTAL
1990	208,275	0	0	221,022	429,297
1991	116,630	0	0	188,248	304,878
TOTAL	324,905	0	0	409,270	734,175

: FP/ME/5102 - 75-01 (739) - MED

The Mediterranean Programme Activity: Implementation of the Action Plan adopted at the Barcelona Meeting
Implementation: INTERNAL
Signed: 17/03/75
Last revision: NO.37 OF 04 SEP.1989
Starting and closing dates: 01/01/75 31/12/89
Budget:

Year	CC	NCC	TF	CP	TOTAL
1975	227,290	0	0	0	227,290
1976	591,041	0	0	0	591,041
1977	702,947	0	0	0	702,947
1978	657,073	0	0	0	657,073
1979	364,421	0	193,648	0	558,069
1980	48,551	0	585,836	0	634,387
1981	181,751	0	424,075	0	605,826
1982	8,966	0	523,495	310,881	843,342
1983	128,857	0	751,487	89,119	969,463
1984	0	0	522,112	37,550	893,662
1985	20,000	0	567,657	532,653	1,120,310
1986	534	0	555,307	273,581	829,422
1987	-521	0	655,622	551,914	1,207,015
1988	0	0	579,141	342,356	921,497
1989	0	0	690,000	599,995	1,289,995
TOTAL	2,930,910	0	6,048,380	3,072,049	12,051,339

: FP/ME/5102 - 76-06 (1098) - MED

The Mediterranean Programme Activity: Regional Oil combating Centre for the Mediterranean
Implementation: IMO
Signed: 03/09/76
Last revision: NO.25 OF 31 MAR.1989
Starting and closing dates: 01/09/76 31/12/89
Budget:

Year	CC	NCC	TF	CP	TOTAL
1976	20,250	0	0	20,000	40,250
1977	125,389	0	0	35,000	160,389
1978	182,926	0	0	35,000	217,926
1979	176,686	0	0	35,000	211,686
1980	79,331	0	164,508	35,000	278,839
1981	0	0	247,784	61,700	309,484
1982	0	0	269,425	112,300	381,725
1983	0	0	342,010	25,000	367,010
1984	0	0	316,524	0	316,524
1985	0	0	319,660	0	319,660
1986	0	0	328,848	0	328,848
1987	0	0	351,636	0	351,636
1988	0	0	416,943	0	416,943
1989	0	0	424,000	0	424,000
TOTAL	584,582	0	3,181,338	359,000	4,124,920

: ME/5102 - 81-01 (2298) - MED

Mediterranean Action Plan: Support to the implementation of MED POL - Phase II
Implementation: UNESCO; IOC; WMO; IAEA; FAO; WHO
Signed: 12/03/82
Last revision: NO.19 OF 13 NOV.1989
Starting and closing dates: 01/01/82 31/12/89
Budget:

Year	CC	NCC	TF	CP	TOTAL
1982	0	0	363,257	279,600	642,857
1983	0	0	670,955	266,000	936,955
1984	0	0	647,050	268,800	915,850
1985	23,600	0	801,576	327,400	1,152,576
1986	0	0	736,556	318,200	1,054,756
1987	0	0	1,095,760	363,700	1,459,460
1988	0	0	1,144,058	401,000	1,545,058
1989	0	0	1,013,000	365,600	1,378,600
TOTAL	23,600	0	6,472,212	2,590,300	9,086,112

: FP/5102 - 82-03 (2342) - WACAF

UNEP Support to the Action Plan for the West and Central African Region
Implementation: INTERNAL
Signed: 02/06/82
Last revision: NO.10 OF 19 DEC.1989
Starting and closing dates: 01/07/82 31/12/89
Budget:

Year	CC	NCC	TF	CP	TOTAL
1982	17,500	0	0	0	17,500
1983	42,121	0	0	0	42,121
1984	98,473	0	0	0	98,473
1985	39,842	0	0	0	39,842
1986	-2,417	0	0	0	-2,417
1987	74,933	0	0	0	74,933
1988	32,124	0	0	0	32,124
1989	53,867	0	0	11,340	65,207
TOTAL	356,443	0	0	11,340	367,783

: FP/CP/5102 - 82-04 (2341) - EAF

UNEP Support to the Development of an Action Plan for the East African region
Implementation: INTERNAL
Signed: 21/05/82
Last revision: NO.14 OF 07 JUN.1990
Starting and closing dates: 01/07/82 31/07/90
Budget:

Year	CC	NCC	TF	CP	TOTAL
1982	81,708	0	0	9,048	90,756
1983	199,762	0	0	0	199,762
1984	68,357	0	0	0	68,357
1985	101,470	0	0	0	101,470
1986	75,715	0	0	0	75,715
1987	273,816	0	0	0	273,816
1988	12,267	0	0	0	12,267
1989	78,609	0	0	0	78,609
1990	26,263	0	0	0	26,263
TOTAL	917,967	0	0	9,048	927,015

: FP/5102 - 82-05 (2339) - EAS

UNEP Support to the East Asian Seas Action Plan
Implementation: INTERNAL
Signed: 17/05/82
Last revision: NO.14 OF 05 JAN.1990
Starting and closing dates: 01/07/82 31/12/90
Budget:

Year	CC	NCC	TF	CP	TOTAL
1982	28,760	0	0	0	28,760
1983	72,932	0	0	0	72,932
1984	12,408	0	0	0	12,408
1985	29,612	0	0	0	29,612
1986	27,098	0	0	0	27,098
1987	109,443	0	0	0	109,443
1988	40,328	0	0	0	40,328
1989	125,119	0	0	0	125,119
1990	74,700	0	0	0	74,700
TOTAL	520,400	0	0	0	520,400

: KA/5102 - 82-10 (2363) - KAP

IAEA's Assistance to ROPME in the implementation of the Kuwait Action Plan
Implementation: IAEA
Signed: 15/09/82
Last revision: NO. 7 OF 10 APR.1989
Starting and closing dates: 01/07/82 31/12/89
Budget:

Year	CC	NCC	TF	CP	TOTAL
1982	0	0	42,237	120,000	162,237
1983	0	0	161,995	0	161,995
1984	0	0	97,239	0	97,239
1985	0	0	120,043	30,000	150,043
1986	0	0	184,173	0	184,173
1987	0	0	55,298	15,000	69,298
1988	0	0	13,210	5,000	18,210
1989	0	0	24,513	0	24,513
TOTAL	0	0	697,708	170,000	867,708

: FP/5102 - 82-14 (2371) - SPCF

UNEP Support to the implementation of the South Pacific Regional Environment Programme - SPREP
Implementation: SPC; SPC; ESCAP
Signed: 14/01/83
Last revision: NO. 8 OF 11 JUL.1989
Starting and closing dates: 01/11/82 30/09/89
Budget:

Year	CC	NCC	TF	CP	TOTAL
1982	0	0	0	85,600	85,600
1983	383,104	0	0	309,487	692,591
1984	255,312	0	0	733,786	989,098
1985	312,242	0	0	736,587	1,048,829
1986	258,483	0	0	878,800	1,137,283
1987	315,569	0	0	963,425	1,278,994
1988	75,829	0	0	301,000	376,829
1989	84,903	0	0	7,692	92,595
TOTAL	1,685,442	0	0	4,016,377	5,701,819

: FP/ES/5102 - 82-17 (2401) - EAS

Study of the Maritime Meteorological Phenomena and Oceanographic features of the East Asian Seas region
Implementation: GOVTHAI
Signed: 30/12/82
Last revision: NO. 7 OF 1 AUG. 1989
Starting and closing dates: 01/01/83 31/12/87
Budget:

Year	CC	NCC	TF	CP	TOTAL
1982	0	0	0	28,800	28,800
1983	7,532	0	7,532	0	15,064
1985	3,332	0	3,332	0	6,664
1986	0	0	20,888	0	20,888
1987	43,228	0	45,523	0	88,751
TOTAL	54,092	0	77,275	28,800	160,167

: FP/ES/5102 - 82-19 (2403) - EAS

Assessment of Concentration levels and Trends of Non-Oil Pollutants and the Effects on the Marine Environment in the East Asian Seas region
Implementation: GOVPHIL
Signed: 10/12/82
Last revision: NO. 8 OF 04 SEP.1989
Starting and closing dates: 01/01/83 31/12/89
Budget:

Year	CC	NCC	TF	CP	TOTAL
1982	0	0	0	20,000	20,000
1983	0	0	0	20,000	20,000
1984	19,469	0	19,276	0	38,745
1985	-6,354	0	-6,354	0	-12,708
1986	11,824	0	7,202	0	19,026
1987	0	0	4,540	0	4,540
1988	1,000	0	17,564	0	18,564
1989	25,815	0	0	0	25,815
TOTAL	51,754	0	42,228	40,000	133,982

: FP/WA/5102 - 82-20 (2365) - WACAF

Monitoring of Pollution in the Marine Environment of the West and Central African region - WACAF/2
Implementation: FAO; IOC; WHO; IAEA
Signed: 19/04/83
Last revision: NO.14 OF 13 JUL.1989
Starting and closing dates: 01/11/82 31/08/89
Budget:

Year	CC	NCC	TF	CP	TOTAL
1983	388,510	0	0	123,200	511,710
1984	41,951	0	0	0	41,951
1985	87,478	0	13,125	0	100,603
1986	0	0	177,088	120,100	297,188
1987	40,256	0	135,518	75,800	251,574
1988	54,843	0	151,072	52,000	257,915
1989	97,206	0	0	15,000	112,206
TOTAL	710,244	0	476,803	386,100	1,573,147

: ME/5102 - 83-05 (2444) - MED

Support to Regional Activity Centre for Priority Actions Programme
Implementation: PAP/RAC
Signed: 24/01/84
Last revision: NO.15 OF 04 SEP.1989
Starting and closing dates: 01/06/83 31/12/89
Budget:

Year	CC	NCC	TF	CP	TOTAL
1983	0	0	5,891	82,000	87,891
1984	0	0	73,955	223,700	297,655
1985	0	20,000	281,158	289,300	590,458
1986	0	0	401,533	280,000	681,533
1987	0	0	599,052	280,000	879,052
1988	0	0	601,723	180,000	781,723
1989	0	0	643,000	130,000	773,000
TOTAL	0	20,000	2,606,312	1,465,000	4,091,312

: FP/5102 - 84-01 (2481) - SAS

UNEP Support to the Development of an Action Plan for the South Asian Seas region
Implementation: INTERNAL
Signed: 01/02/84
Last revision: NO.8 OF 20 DEC. 1989
Starting and closing dates: 01/01/84 31/12/90
Budget:

Year	CC	NCC	TF	CP	TOTAL
1984	48,987	0	0	0	48,987
1985	37,228	0	0	0	37,228
1986	30,153	0	0	0	30,153
1987	27,878	0	0	0	27,878
1988	-1,717	0	0	0	-1,717
1989	291	0	0	0	291
1990	48,434	0	0	0	48,434
TOTAL	191,254	0	0	0	191,254

: ME/5102 - 84-02 (2466) - MED

Support to Regional Activity Centre for Mediterranean Special Protected Areas
 Implementation: SPA/RAC
 Signed: 15/01/85
 Last revision: NO. 7 OF 15 MAR.1989
 Starting and closing dates: 01/10/84 31/12/89
 Budget:

Year	CC	MCC	TF	CP	TOTAL
1985	0	0	134,131	100,000	234,131
1986	0	0	128,143	50,000	178,143
1987	0	0	267,795	50,000	317,795
1988	0	0	214,250	50,000	264,250
1989	0	0	245,000	50,000	295,000
TOTAL	0	0	989,319	300,000	1,289,319

: FP/ME/5102 - 84-04 (2503) - MED

Internal support to the implementation of MED POL and Assistance to National Institutions
 Implementation: INTERNAL
 Signed: 30/06/84
 Last revision: NO.13 OF 13 FEB.1990
 Starting and closing dates: 01/09/84 30/06/90
 Budget:

Year	CC	MCC	TF	CP	TOTAL
1984	0	0	246,693	0	246,693
1985	66,500	0	311,982	19,728	398,210
1986	16,410	0	280,987	-576	296,821
1987	7,422	0	247,545	0	254,967
1988	103,000	0	360,365	0	463,365
1989	49,900	0	476,490	0	526,390
1990	0	0	26,800	0	26,800
TOTAL	243,232	0	1,950,862	19,152	2,213,246

: FP/5102 - 84-06&(2343) - GLOB/MED/KAP/CAR/
 WACAF/EAF/EAS/RED/SEPCF/SPCF/SWAT/SAS

Directories of Marine Science Institutes and Bibliographies of Marine Pollution
 Implementation: FAO
 Signed: 04/11/82
 Last revision: NO.11 OF 20 DEC.1989
 Starting and closing dates: 01/07/82 31/03/89
 Budget:

Year	CC	NCC	TF	CP	TOTAL
1982	10,914	0	0	7,000	17,914
1983	81,524	0	0	60,300	141,824
1984	80,651	0	0	63,000	143,651
1985	42,226	0	0	30,000	72,226
1986	3,119	0	0	20,000	23,119
1987	50,254	0	0	21,000	71,254
1988	163,173	0	0	22,000	185,173
1989	12,194	0	0	27,500	39,694
TOTAL	444,855	0	0	250,800	694,855

: CR/5102 - 85-01 (2557) - CAR

Development of specific methodologies for the preparation of Environmental Impact Assessment in the Wider Caribbean
 Implementation: GOVMEXI
 Signed: 08/01/87
 Last revision: NO.2 OF 07 NOV. 1989
 Starting and closing dates: 01/01/87 31/03/89
 Budget:

Year	CC	NCC	TF	CP	TOTAL
1987	0	0	0	63,611	63,611
1989	0	0	79,250	0	79,250
TOTAL	0	0	79,250	63,611	142,861

: FP/5102 - 85-04&(2591) - KAP/CAR/EAF/EAS/
 RED/SPCF/SAS

IUCN's Assistance to Interregional Activities on Coral Reef Management
 Implementation: IUCN
 Signed: 13/05/86
 Last revision: NO. 2 OF 10 AUG.1989
 Starting and closing dates: 01/03/85 31/03/89
 Budget:

Year	CC	NCC	TF	CP	TOTAL
1985	35,750	0	0	15,000	50,750
1986	0	0	0	0	0
1987	0	0	0	0	0
1988	10,000	0	0	0	10,000
TOTAL	45,750	0	0	15,000	60,750

: ME/5102 - 86-01 (2648) - MED

Blue Plan - Second and Third Phase
 Implementation: BP/RAC
 Signed: 13/03/86
 Last revision: NO. 7 OF 17 AUG.1989
 Starting and closing dates: 01/01/86 31/12/89
 Budget:

Year	CC	MCC	TF	CP	TOTAL
1986	0	0	713,270	650,000	1,363,270
1987	0	0	714,025	0	714,025
1988	0	0	360,000	315,000	675,000
1989	0	0	350,000	280,000	630,000
TOTAL	0	0	2,137,295	1,245,000	3,382,295

: FP/5102 - 86-02&(2667) - GLOB/MED/KAP/CAR/
 WACAF/EAF/EAS/RED/SPCF/SEPCF/SWAT/SAS

Programme Activity Centre for Oceans and Coastal Areas
 Implementation: INTERNAL
 Signed: 31/05/86
 Last revision: NO. 4 OF 22 MAY 1990
 Starting and closing dates: 01/01/86 31/12/90
 Budget:

Year	CC	NCC	TF	CP	TOTAL
1986	928,670	6,590	0	0	935,260
1987	1,049,916	22,784	0	0	1,072,700
1988	1,036,736	-1,454	0	0	1,035,282
1989	1,408,769	2,570	0	0	1,411,339
1990	1,117,730	5,000	0	0	1,122,730
TOTAL	5,541,821	35,490	0	0	5,577,311

: CR/5102 - 86-04 (2709) - CAR

Promotion of the survival and recovery of endangered, threatened and vulnerable sea turtles in the Caribbean region
 Implementation: WIDCAST
 Signed: 28/11/86
 Last revision: NO. 3 OF 14 AUG.1989
 Starting and closing dates: 01/01/87 31/12/89
 Budget:

Year	CC	NCC	TF	CP	TOTAL
1987	0	0	10,675	318,000	328,675
1988	0	0	16,325	0	16,325
TOTAL	0	0	27,000	318,000	345,000

: FP/CR/5102 - 86-05 (2722) - CAR

Support for the Regional Co-ordinating Unit for the Action Plan of the Caribbean Environment Programme
 Implementation: INTERNAL
 Signed: 23/12/86
 Last revision: NO. 8 OF 28 JUN.1990
 Starting and closing dates: 01/01/87 31/07/90
 Budget:

Year	CC	NCC	TF	CP	TOTAL
1987	347,932	0	215,837	153,431	717,200
1988	106,718	0	232,634	186,411	525,763
1989	44,782	0	356,529	289,087	690,398
1990	14,000	0	244,300	26,174	284,474
TOTAL	513,432	0	1,049,300	655,103	2,217,835

: FP/5102 - 86-06 (2724) - SEPCF

UNEP Support to the implementation of the Action Plan for the South East Pacific
 Implementation: CPPS
 Signed: 19/02/87
 Last revision: NO. 4 OF 14 DEC.1989
 Starting and closing dates: 01/01/87 31/03/90
 Budget:

Year	CC	NCC	TF	CP	TOTAL
1987	284,675	0	0	789,005	1,073,680
1988	265,683	0	0	960,854	1,226,547
1989	295,674	0	0	930,192	1,225,866
1990	52,618	0	0	0	52,618
TOTAL	898,650	0	0	2,680,061	3,578,711

: FP/5102 - 87-01 (2627) - GLOB

Joint IMO/UNEP Seminar on the Control of Waste Disposal at Sea.
Implementation: IMO
Signed: 17/06/87
Last revision: NO.1 OF 28 DEC. 1989
Starting and closing dates: 01/04/87 31/12/89
Budget:

Year	CC	NCC	TF	CP	TOTAL
1987	43,000	0	0	37,200	80,200
1988	-1,393	0	0	10,000	8,607
1989	3,000	0	0	0	3,000
TOTAL	44,607	0	0	47,200	91,807

: FP/5102 - 87-03 (2778) - EAS

Development of Management Plans for Endangered Coastal and Marine Living Resources in East Asia: Training Phase - EAS 19
Implementation: GOVHALLA
Signed: 31/12/87
Last revision: NO. 4 OF 12 MAR. 1990
Starting and closing dates: 01/09/87 31/12/90
Budget:

Year	CC	NCC	TF	CP	TOTAL
1987	0	0	0	210,000	210,000
1988	1,925	0	1,283	0	3,208
1989	35,585	0	0	0	35,585
1990	19,065	0	38,350	0	57,415
TOTAL	56,575	0	39,633	210,000	306,208

: FP/5102 - 87-05 (2782) - SAS

Development of an Operational Regional Contingency Plan for Responding to Marine Pollution Emergencies for the South Asia Region - SAS 5
Implementation: IMO
Signed: 31/08/87
Last revision: NO.2 OF 04 SEP. 1989
Starting and closing dates: 01/11/87 31/12/89
Budget:

Year	CC	NCC	TF	CP	TOTAL
1988	20,237	0	0	8,500	28,737
1989	42,688	0	0	6,500	49,188
TOTAL	62,925	0	0	15,000	77,925

: CR/5102 - 87-06 (2751) - CAR

Sub-Regional Oil Spill Contingency Planning in the Wider Caribbean - Phase II
Implementation: IMO
Signed: 12/10/87
Last revision: NO. 2 OF 14 AUG. 1989
Starting and closing dates: 01/09/87 31/03/90
Budget:

Year	CC	NCC	TF	CP	TOTAL
1987	0	0	0	32,000	32,000
1988	0	0	24,034	32,000	56,034
1989	0	0	80,466	0	80,466
TOTAL	0	0	104,500	64,000	168,500

: CR/5102 - 87-07 (2787) - CAR

Environmental Management of Bays and Coastal Zones in the Wider Caribbean
Implementation: UNESCO
Signed: 25/11/87
Last revision: NO.2 OF 14 AUG. 1989
Starting and closing dates: 01/09/87 31/08/89
Budget:

Year	CC	NCC	TF	CP	TOTAL
1988	0	0	57,405	215,000	272,405
1989	0	0	32,595	36,000	68,595
TOTAL	0	0	90,000	251,000	341,000

: CR/5102 - 87-08 (2788) - CAR

Assessment of Contamination by Hydrocarbons and Other Pollutants in the South Eastern Waters of the Caribbean Sea
Implementation: GOVENE
Signed: 15/12/87
Last revision: NO.2 OF 4 JULY 1989
Starting and closing dates: 01/09/87 31/03/90
Budget:

Year	CC	NCC	TF	CP	TOTAL
1988	0	0	142,382	223,700	366,082
1989	0	0	44,618	161,300	205,918
1990	0	0	3,000	0	3,000
TOTAL	0	0	190,000	385,000	575,000

: FP/ES/5102 - 87-09 (2798) - EAS

Assessment of Land-Based Urban, Industrial and Agricultural Sources of Pollution, their Environmental Impact and Development of Recommendations for Possible Control Measures - EAS 21
Implementation: GOVBING
Signed: 28/10/87
Last revision: NO.1 OF 28 DEC. 1989
Starting and closing dates: 01/09/87 30/04/89
Budget:

Year	CC	NCC	TF	CP	TOTAL
1987	0	0	0	4,980	4,980
1988	22,630	0	2,004	22,352	46,986
1989	13,074	0	0	0	13,074
TOTAL	35,704	0	2,004	27,332	65,040

: FP/5102 - 87-10 (2790) - SAS

Development of a System of Protected Areas in the South Asian Seas - SAS-3
Implementation: IUCN
Signed: 17/11/87
Last revision: NO.2 OF 31 MAY 1990
Starting and closing dates: 01/08/87 31/12/90
Budget:

Year	CC	NCC	TF	CP	TOTAL
1988	5,630	0	0	0	5,630
1989	-5,630	0	0	21,000	15,370
1990	2,730	0	0	36,000	38,730
TOTAL	2,730	0	0	57,000	59,730

: FP/5102 - 87-12& (2792) - MED/CAR/WACAF/EA/ EAS/SPCF/SEPCF/SAS

Islands Directory
Implementation: IUCN
Signed: 17/11/87
Last revision: NO.2 OF 28 DEC. 1989
Starting and closing dates: 01/09/87 30/07/90
Budget:

Year	CC	NCC	TF	CP	TOTAL
1987	15,000	0	0	5,000	20,000
1988	11,032	0	0	5,000	16,032
1989	13,468	0	0	0	13,468
1990	10,000	0	0	0	10,000
TOTAL	49,500	0	0	10,000	59,500

: FP/CR/5102 - 88-01 (2838) - CAR

Assessment and Control of Marine Pollution in the Wider Caribbean - CEP 23
Implementation: IOC
Signed: 22/05/88
Last revision: NO.3 OF 20 DEC. 1989
Starting and closing dates: 01/04/88 30/04/90
Budget:

Year	CC	NCC	TF	CP	TOTAL
1988	44,634	0	137,926	131,300	313,860
1989	59,166	0	42,500	201,000	302,666
1990	32,500	0	0	0	32,500
TOTAL	136,300	0	180,426	332,300	649,026

: FP/CR/5102 - 88-02 (2828) - CAR

Environmental Management of Coastal Areas and Terrestrial Ecosystems Influencing the Marine Environment of the Wider Caribbean - CEP 24
Implementation: Internal
Signed: 16/02/88
Last revision: NO. 4 OF 28 JUN. 1990
Starting and closing dates: 01/01/88 31/12/90
Budget:

Year	CC	NCC	TF	CP	TOTAL
1988	14,749	0	84,522	37,300	136,571
1989	64,751	0	329,334	913,865	1,307,950
1990	0	0	111,850	22,500	134,350
TOTAL	79,500	0	525,706	973,665	1,578,871

: FP/5102 - 88-03 (2849) - GLOB

Development of New Methodologies and Provision of Comprehensive Technical Support for Regional and Global Marine Pollution Assessments
Implementation: IAEA
Signed: 27/07/88
Last revision: NO.2 OF 07 JUN. 1990
Starting and closing dates: 01/07/88 31/12/90
Budget:

Year	CC	NCC	TF	CP	TOTAL
1988	85,276	0	0	760,000	845,276
1989	153,356	0	0	810,000	963,356
1990	203,500	40,000	0	0	243,500
TOTAL	442,132	40,000	0	1,570,000	2,052,132

: FP/CR/5102 - 88-04 (2852) - CAR

Development and Implementation of a Common Methodology for the Assessment of the Coastal Water Quality for the Wider Caribbean Region - CEP 25
Implementation: INDEREN
Signed: 16/08/88
Last revision: NO.1 OF 31 MAR. 1989
Starting and closing dates: 01/07/88 31/12/90
Budget:

Year	CC	NCC	TF	CP	TOTAL
1988	0	0	1,993	156,166	158,159
1989	20,000	0	40,507	156,167	216,674
1990	5,000	0	21,500	156,167	182,667
TOTAL	25,000	0	64,000	468,500	557,500

: CR/5102 - 89-01 (2873) - CAR

Training, Education and Public Awareness for Environmental Management of Marine and Coastal Resources in the Wider Caribbean
Implementation: CAR/RCU
Signed: 17/01/89
Last revision: NO. 1 OF 20 DEC.1989
Starting and closing dates: 31/01/89 31/12/90
Budget:

Year	CC	NCC	TF	CP	TOTAL
1989	0	0	64,500	110,000	174,500
1990	0	0	71,500	0	71,500
TOTAL	0	0	136,000	110,000	246,000

: ST/5103 - 85-01 (2582) - GLOB

Benign Research on Whales
Implementation: GOVSRIIL
Signed: 07/01/85
Last revision: NO. 3 OF 14 JUN 1989
Starting and closing dates: 01/01/85 31/07/89
Budget:

Year	CC	NCC	TF	CP	TOTAL
1985	0	0	1,677	100,000	101,677
1986	0	0	26,250	0	26,250
1987	0	0	20,542	0	20,542
1989	0	0	11,531	0	11,531
TOTAL	0	0	60,000	100,000	160,000

: FP/5103 - 85-05 (2608) - GLOB

Satellite Observations on Free-Living Seals
Implementation: SCAR
Signed: 15/10/85
Last revision: NO.1 OF 23 MAY 1989
Starting and closing dates: 01/07/85 31/01/90
Budget:

Year	CC	NCC	TF	CP	TOTAL
1985	33,793	0	0	36,000	69,793
1986	1,210	0	0	1,000	2,210
TOTAL	35,003	0	0	37,000	72,003

: ST/5103 - 85-07 (2600) - GLOB

IUCN's contribution to the implementation of the Global Plan of Action for Conservation, Management and Utilization of Marine Mammals
Implementation: IUCN
Signed: 05/09/85
Last revision: NO. 3 OF 11 JUL 1989
Starting and closing dates: 01/08/85 31/01/89
Budget:

Year	CC	NCC	TF	CP	TOTAL
1985	0	0	18,646	206,000	224,646
1986	0	0	37,196	0	37,196
1987	0	0	9,158	0	9,158
1989	0	0	1,500	0	1,500
TOTAL	0	0	66,500	206,000	272,500

: FP/5103 - 85-09 (2633) - GLOB

UNEP support to the implementation of the Global Plan of Action for the conservation, management and utilization of Marine Mammals
Implementation: INTERNAL
Signed: 18/12/85
Last revision: NO.2 OF 15 JUNE 1989
Starting and closing dates: 01/12/85 30/09/89
Budget:

Year	CC	NCC	TF	CP	TOTAL
1985	60,000	0	0	0	60,000
1986	27,834	0	0	0	27,834
1987	37,168	0	0	0	37,168
1988	1,337	0	0	0	1,337
1989	11,931	0	0	0	11,931
TOTAL	138,270	0	0	0	138,270

: FP/KA/9101 - 81-52 (2297) - KAP

United Nations Environment Programme Support to the Kuwait Action Plan formerly KA/5102-81-02
Implementation: INTERNAL
Signed: 22/12/81
Last revision: NO.12 OF 14 AUG.1989
Starting and closing dates: 01/01/82 31/12/89
Budget:

Year	CC	NCC	TF	CP	TOTAL
1982	0	0	226,119	0	226,119
1983	0	0	248,976	0	248,976
1984	0	0	210,183	0	210,183
1985	0	0	138,229	0	138,229
1986	0	0	58,766	0	58,766
1987	16,856	0	46,951	0	63,807
1988	6,360	0	45,392	0	51,752
1989	0	0	43,351	0	43,351
TOTAL	23,216	0	1,017,967	0	1,041,183

: FP/9101 - 85-01 (2580) - GLOB

Support for XIV International Conference "Pacem in Maribus" (formerly FP/3101-85-01)
Implementation: UNEP/COM, SMLA, IOI
Signed: 05/04/85
Last revision: NO. 5 OF 09 JUN.1989
Starting and closing dates: 01/01/85 31/07/89
Budget:

Year	CC	NCC	TF	CP	TOTAL
1989	0	53,550	0	112,757	166,307
TOTAL	0	53,550	0	112,757	166,307

: FP/9101 - 86-91 (2646) - GLOB #

Establishment of Environmental Data Bases within UNEP and of a Management Information System, with Internal and External Communication Links
Implementation: INTERNAL
Signed: 12/06/86
Last revision: NO. 8 OF 08 JUN.1990
Starting and closing dates: 01/07/86 31/12/90
Budget:

Year	CC	NCC	TF	CP	TOTAL
1986	34,482	0	0	0	34,482
1987	19,340	0	0	0	19,340
1988	25,759	0	0	0	25,759
1989	21,967	0	0	0	21,967
1990	20,600	0	0	0	20,600
TOTAL	122,148	0	0	0	122,148

FP/9101 - 86-93 (2684) - GLOB #
 Support to the Television Trust for the Environment - TVE
 Implementation: TVE
 Signed: 07/07/86
 Last revision: NO.15 OF 27 MAR.1990
 Starting and closing dates: 01/06/86 31/12/90
 Budget:

Year	CC	NCC	TF	CP	TOTAL
1987	42,750	0	0	0	42,750
1988	45,000	0	0	0	45,000
1989	50,000	0	0	0	50,000
TOTAL	137,750	0	0	0	137,750

FP/9101 - 87-81 (2750) - GLOB #
 Support to the Steering Committee for the Preparation and Promotion of
 Second Edition of the World Conservation Strategy - WCS-2
 Implementation: IUCN
 Signed: 07/04/87
 Last revision: NO. 4 OF 05 OCT.1989
 Starting and closing dates: 01/04/87 31/01/89
 Budget:

Year	CC	NCC	TF	CP	TOTAL
1987	5,000	0	0	0	5,000
TOTAL	5,000	0	0	0	5,000

FP/9101 - 87-83&(2758) - WACAF/EAF/MED/RED #
 Implementation of the African Programme of Action on the Environment -
 Phase I
 Implementation: INTERNAL
 Signed: 27/04/87
 Last revision: NO. 2 OF 23 DEC.1988
 Starting and closing dates: 01/01/87 30/06/89
 Budget:

Year	CC	NCC	TF	CP	TOTAL
1987	31,511	0	0	0	31,511
TOTAL	31,511	0	0	0	31,511

FP/9101 - 87-89 (2791) - SPCF
 Support to the South Pacific Regional Environment Programme - SPREP -
 for Improved Environmental Education, Training and Information in the
 South Pacific
 Implementation: SPC
 Signed: 27/10/87
 Last revision: NO.4 OF 31 MAY 1990
 Starting and closing dates: 01/09/87 31/03/91
 Budget:

Year	CC	NCC	TF	CP	TOTAL
1987	0	0	0	25,750	25,750
1988	98,847	0	0	115,650	214,497
1989	25,789	0	0	0	25,789
1990	49,500	0	0	0	49,500
TOTAL	174,136	0	0	141,400	315,536

FP/9101 - 87-91 (2786) - GLOB #
 Support to the Production of the World Resources Report, Vol. 3
 Implementation: WRI
 Signed: 09/12/87
 Last revision: NO. 1 OF 25 SEP.1989
 Starting and closing dates: 09/12/87 31/12/92
 Budget:

Year	CC	NCC	TF	CP	TOTAL
1987	11,400	0	0	0	11,400
1988	34,110	0	0	0	34,110
1989	13,699	0	0	0	13,699
1990	20,600	0	0	0	20,600
1991	20,600	0	0	0	20,600
TOTAL	100,409	0	0	0	100,409

FP/CP/9101 - 88-81&(2834) - MED/WACAF/EAF/RED #
 Implementation of the African Programme of Action on the Environment -
 Phase II
 Implementation: INTERNAL
 Signed: 19/02/88
 Last revision: NO. 5 OF 28 FEB.1990
 Starting and closing dates: 01/01/88 31/12/92
 Budget:

Year	CC	NCC	TF	CP	TOTAL
1988	46,475	0	0	0	46,475
1989	53,525	0	0	0	53,525
1990	0	0	0	0	0
1991	50,000	0	0	0	50,000
TOTAL	150,000	0	0	0	150,000

FP/9101 - 88-83 (2853) - GLOB #
 Further Support to the Steering Committee for the Preparation and
 Promotion of a Second Edition of the World Conservation Strategy WCS-2
 - Phase 2
 Implementation: IUCN
 Signed: 15/07/88
 Last revision: NO. 2 OF 25 JAN.1990
 Starting and closing dates: 01/06/88 31/07/90
 Budget:

Year	CC	NCC	TF	CP	TOTAL
1989	15,000	0	0	0	15,000
1990	0	-6,818	0	0	-6,818
TOTAL	15,000	-6,818	0	0	8,182

FP/9101 - 88-84 (2851) - GLOB #
 International Geosphere - Biosphere Programme - IGBP - A Study of Global
 Change - Planning Phase
 Implementation: ICSU
 Signed: 01/09/88
 Last revision: NO. 1 OF 25 SEP.1989
 Starting and closing dates: 01/09/88 28/02/91
 Budget:

Year	CC	NCC	TF	CP	TOTAL
1988	8,852	0	0	0	8,852
1989	20,000	0	0	0	20,000
1990	17,000	0	0	0	17,000
1991	14,000	0	0	0	14,000
TOTAL	59,852	0	0	0	59,852

FP/9101 - 89-81 (2870) - GLOB #
 Support to the Conference and Governing Council Service for Servicing of
 Unanticipated Meetings
 Implementation: INTERNAL
 Signed: 04/01/89
 Last revision:
 Starting and closing dates: 31/01/89 31/12/89
 Budget:

Year	CC	NCC	TF	CP	TOTAL
1989	54,051	4,976	0	0	59,027
TOTAL	54,051	4,976	0	0	59,027

FP/9101 - 89-82 (2874) - GLOB #
 Co-ordination of Information and Public Affairs Activities
 Implementation: INTERNAL
 Signed: 15/02/89
 Last revision: NO. 2 OF 12 APR.1990
 Starting and closing dates: 01/01/89 31/12/91
 Budget:

Year	CC	NCC	TF	CP	TOTAL
1989	11,311	0	0	0	11,311
1990	-6,530	0	0	0	-6,530
1991	-7,000	0	0	0	-7,000
TOTAL	-2,189	0	0	0	-2,189

FP/9101 - 89-86 (2912) - GLOB #
 Support to Conference Services
 Implementation: INTERNAL
 Signed: 31/12/89
 Last revision:
 Starting and closing dates: 31/01/90 31/12/91
 Budget:

Year	CC	NCC	TF	CP	TOTAL
1990	87,035	7,210	0	0	94,245
1991	66,023	7,210	0	0	73,233
TOTAL	153,058	14,420	0	0	167,478

3. PROJECTS BEING NEGOTIATED (as at 30 June 1990)

This section of the Compendium includes basic information on new projects which are in an advanced stage of negotiation between UNEP and the co-operating agencies/supporting organisations.

Funding shown against negotiated projects is not reflected in the summaries (sections 4 - 8) as projects and budgets are subject to approval and change.

+ FP/5101 - 90-xx (0) - SPCF

Support to SPREP
Implementation: SPC
Signed: / /
Last revision:
Starting and closing dates: / / / /
Budget:

Year	CC	NCC	TF	CP	TOTAL
1990	75,500	0	0	0	75,500
1991	275,000	0	0	0	275,000
TOTAL	350,500	0	0	0	350,500

+ FP/5101 - 90-xx (2936) - GLOB

OCA/PAC Umbrella Project
Implementation: Internal
Signed: / /
Last revision:
Starting and closing dates: / / / /
Budget:

Year	CC	NCC	TF	CP	TOTAL
1990	951,826	10,000	0	0	961,826
1991	2,304,647	122,000	0	0	2,426,647
TOTAL	3,256,473	132,000	0	0	3,388,473

+ FP/5101 - 90-xx (0) - EAF

Sources, Levels and Effects of Pollution in the Eastern African Region (EAF/6)
Implementation: FAO, IOC, WHO, IAEA
Signed: / /
Last revision:
Starting and closing dates: / / / /
Budget:

Year	CC	NCC	TF	CP	TOTAL
1990	31,800	0	105,000	0	136,800
1991	92,500	0	149,000	0	241,500
1992	32,200	0	0	0	32,200
TOTAL	156,500	0	254,000	0	410,500

+ FP/5101 - 91-xx (0) - EAF

Protection and Management of Marine and Coastal Areas in the Eastern African region (EAF/5)
Implementation: Internal
Signed: / /
Last revision:
Starting and closing dates: / / / /
Budget:

Year	CC	NCC	TF	CP	TOTAL
1991	230,000	0	0	0	230,000
TOTAL	230,000	0	0	0	230,000

+ FP/CA/5102 - 90-xx (2937) - CAR

Marine Pollution, Assessment and Coastal Programme for the Wider Caribbean region (CEPPOL)
Implementation: External
Signed: / /
Last revision:
Starting and closing dates: / / / /
Budget:

Year	CC	NCC	TF	CP	TOTAL
1990	128,000	0	0	0	128,000
1991	160,000	0	0	0	160,000
TOTAL	288,000	0	0	0	288,000

+ FP/CA/5102 - 90-xx (0) - CAR

CAR/RCU Umbrella
Implementation: CAR/RCU
Signed: / /
Last revision:
Starting and closing dates: / / / /
Budget:

Year	CC	NCC	TF	CP	TOTAL
1990	105,000	0	0	0	105,000
TOTAL	105,000	0	0	0	105,000

4. TOTAL PROJECT EXPENDITURES AND COMMITMENTS

(as at 30 June 1990)

This section of the Compendium shows the total expenditure and commitments (in US \$) of individual projects listed in sections 1 and 2 of this document and the source of funds used to meet these costs.

The projects are grouped according to their relevance to global or regional activities. Projects relevant to more than one region are followed by & sign in this section and are listed in each of the relevant regions; their costs are split between the regions, based on an estimate of the actual expenditure relevant to these regions.

GLOB - GLOBAL									
PROJECT	EF (CC)	EF (NCC)	EF SUB-TOTAL	TF	UNEP SUB-TOTAL	CP	TOTAL		
* FP / 0501 -73-02 (243)	0	0	0	0	0	5,500	5,500		
* FP / 0501 -73-04 (207)	3,478	0	3,478	0	3,478	3,750	7,228		
* FP / 0501 -73-06 (276)	21,367	0	21,367	0	21,367	6,000	27,367		
* FP / 0501 -73-08 (246)	42,931	0	42,931	0	42,931	35,500	78,431		
* FP / 0501 -73-09 (280)	7,850	0	7,850	0	7,850	0	7,850		
* FP / 0501 -74-02 (383)	56,036	0	56,036	0	56,036	22,400	78,436		
* FP / 0501 -74-04 (390)	4,132	0	4,132	0	4,132	5,500	9,632		
* FP / 0501 -74-05 (538)	3,322	0	3,322	0	3,322	0	3,322		
* FP / 0501 -74-09 (590)	195,750	0	195,750	0	195,750	47,575	243,325		
* FP / 0501 -74-10 (250)	11,133	0	11,133	0	11,133	19,000	30,133		
* FP / 0501 -75-02 (758)	57,327	0	57,327	0	57,327	109,500	166,827		
* FP / 0501 -75-03 (542)	26,594	0	26,594	0	26,594	75,000	101,594		
* FP / 0501 -75-04 (814)	5,296	0	5,296	0	5,296	0	5,296		
* FP / 0501 -77-01 (1340)	3,194	0	3,194	0	3,194	8,500	11,694		
* FP / 0501 -78-01 (899)	81,960	0	81,960	0	81,960	68,500	150,460		
* FP / 0501 -79-01 (2042)	144,220	0	144,220	0	144,220	354,000	498,220		
* FP / 0501 -79-02 (2148)	60,785	0	60,785	0	60,785	197,000	257,785		
* FP / 0501 -80-01 (2141)	70,338	0	70,338	0	70,338	42,060	112,398		
* FP / 0501 -80-02 (2180)	7,886	0	7,886	0	7,886	26,250	34,136		
* FP / 0501 -81-01 (2293)	35,885	0	35,885	0	35,885	0	35,885		
* FP / 0502 -73-02 (310)	120,679	0	120,679	0	120,679	49,994	170,673		
* FP / 0502 -73-03 (311)	81,669	0	81,669	0	81,669	65,850	147,519		
* FP / 0502 -74-01 (313)	277,703	0	277,703	0	277,703	193,730	471,433		
* FP / 0502 -75-01 (706)	76,476	0	76,476	0	76,476	54,300	130,776		
* FP / 0502 -75-02 (806)	3,695	0	3,695	0	3,695	2,000	5,695		
* FP / 0601 -74-01 (572)	7,426	0	7,426	0	7,426	0	7,426		
* FP / 1103 -75-03 (690)	28,324	0	28,324	0	28,324	95,000	123,324		
* FP / 1104 -75-04 (929)	5,000	0	5,000	0	5,000	12,000	17,000		
* FP / 1301 -78-02 (1305)	214,069	0	214,069	0	214,069	31,000	245,069		
* FP / 1302 -74-04 (249)	137,235	0	137,235	0	137,235	135,932	273,167		
* FP / 1302 -75-01 (381)	228,303	0	228,303	0	228,303	515,964	744,267		
* FP / 1400 -78-01 (522)	56,467	0	56,467	0	56,467	0	56,467		
* ST / 4101 -85-01 (2550)	0	0	0	32,000	32,000	12,000	44,000		
* FP / 5101 -77-02 (1241)	41,736	2,411	44,147	0	44,147	75,100	119,247		
* FP / 5101 -82-03 (2340)	165,132	0	165,132	0	165,132	113,500	278,632		
* FP / 5101 -83-01 (2420)	57,624	152,670	210,294	0	210,294	111,550	321,844		
* FP / 5102 -77-03 (1373)	2,721,093	-2,151	2,718,942	0	2,718,942	0	2,718,942		
* FP / 5102 -85-02 (2584)	46,889	0	46,889	0	46,889	55,570	102,459		
* FP / 5102 -85-05 (2592)	615,709	1,286	616,995	169,600	786,595	0	786,595		
* FP / 5103 -73-01 (312)	90,753	0	90,753	0	90,753	31,950	122,703		
* FP / 5103 -78-02 (1260)	201,496	0	201,496	0	201,496	31,950	233,446		
* FP / 5103 -80-01 (2230)	207,395	0	207,395	0	207,395	177,000	384,395		
* FP / 9101 -86-92 (2682)	7,055	0	7,055	0	7,055	0	7,055		
: FP / 0301 -76-04 (902)	64,709	0	64,709	0	64,709	3,000	67,709		
: FP / 5101 -82-01 (2344)	610,332	32,047	642,379	0	642,379	3,410,550	4,052,929		
: FP / 5101 -84-01 (2467)	481,164	0	481,164	0	481,164	180,000	661,164		
: FP / 5101 -87-01 (2770)	113,051	0	113,051	0	113,051	315,000	428,051		
: FP / 5102 -94-06 (2343)	68,871	0	68,871	0	68,871	27,720	96,591		
: FP / 5102 -86-02 (2667)	2,727,613	35,490	2,763,103	0	2,763,103	0	2,763,103		
: FP / 5102 -87-01 (2627)	44,607	0	44,607	0	44,607	47,200	91,807		
: FP / 5102 -88-03 (2849)	442,132	40,000	482,132	0	482,132	1,570,000	2,052,132		
: ST / 5103 -85-01 (2582)	0	0	0	60,000	60,000	100,000	160,000		
: FP / 5103 -85-05 (2608)	35,003	0	35,003	0	35,003	37,000	72,003		
: ST / 5103 -85-07 (2600)	0	0	0	66,500	66,500	206,000	272,500		
: FP / 5103 -85-09 (2633)	138,270	0	138,270	0	138,270	0	138,270		
: FP / 9101 -85-01 (2580)	0	53,550	53,550	0	53,550	112,757	166,307		
: FP / 9101 -86-91 (2646)	122,148	0	122,148	0	122,148	0	122,148		
: FP / 9101 -86-93 (2684)	137,750	0	137,750	0	137,750	0	137,750		
: FP / 9101 -87-81 (2750)	5,000	0	5,000	0	5,000	0	5,000		
: FP / 9101 -87-91 (2786)	100,409	0	100,409	0	100,409	0	100,409		
: FP / 9101 -88-83 (2853)	15,000	-6,818	8,182	0	8,182	0	8,182		
: FP / 9101 -88-84 (2851)	59,852	0	59,852	0	59,852	0	59,852		
: FP / 9101 -89-81 (2870)	54,051	4,976	59,027	0	59,027	0	59,027		
: FP / 9101 -89-82 (2874)	-2,189	0	-2,189	0	-2,189	0	-2,189		
: FP / 9101 -89-86 (2912)	153,058	14,420	167,478	0	167,478	0	167,478		
TOTAL	11,602,243	327,881	11,930,124	328,100	12,258,224	8,799,652	21,057,876		

MED - THE MEDITERRANEAN REGION

PROJECT	EF (CC)	EF (NCC)	EF SUB-TOTAL	TF	UNEP SUB-TOTAL	CP	TOTAL
* FP/ME/ 0104 -80-01 (2155)	0	5,002	5,002	18,522	23,524	25,000	48,524
* FP/ / 0501 -73-01 (206)	21,633	0	21,633	0	21,633	0	21,633
* FP/ / 0501 -74-06 (618)	102,909	0	102,909	0	102,909	0	102,909
* FP/ / 0501 -74-07 (636)	13,175	0	13,175	0	13,175	1,500	14,675
* FP/ / 0501 -74-08 (637)	16,176	0	16,176	0	16,176	10,000	26,176
* FP/ / 0502 -78-01 (143)	13,123	0	13,123	0	13,123	26,500	39,623
* FP/ / 0503 -73-03 (247)	25,109	0	25,109	0	25,109	11,900	36,109
* FP/ / 0503 -75-03 (591)	34,126	0	34,126	0	34,126	12,500	46,626
* FP/ / 0503 -75-04 (979)	329,962	67,544	397,506	145,578	543,084	228,000	771,084
* FP/ / 0503 -75-05 (849)	97,237	0	97,237	0	97,237	15,000	112,237
* FP/ / 0503 -75-06 (852)	30,391	0	30,391	0	30,391	4,500	34,891
* FP/ME/ 0503 -75-07 (880)	1,278,811	0	1,278,811	319,335	1,598,146	252,565	1,850,711
* FP/ / 0503 -75-08 (886)	25,613	0	25,613	0	25,613	26,000	51,613
* FP/ / 0503 -75-10 (854)	55,000	0	55,000	0	55,000	40,000	95,000
* FP/ / 0503 -76-01 (729)	347,592	0	347,592	0	347,592	310,000	657,592
* FP/ / 0503 -76-04 (1028)	182,785	0	182,785	0	182,785	50,000	232,785
* FP/ME/ 0503 -76-05 (1131)	429,497	0	429,497	148,534	578,031	181,000	759,031
* FP/ / 0503 -76-09 (978)	219,289	0	219,289	0	219,289	190,000	409,289
* FP/ / 0503 -78-01 (1372)	65,488	0	65,488	0	65,488	18,400	83,888
* FP/ / 0503 -78-02 (2006)	178,364	0	178,364	0	178,364	268,900	447,264
* FP/ME/ 0503 -79-01 (2076)	0	0	0	42,244	42,244	18,700	60,944
* FP/ME/ 0503 -79-03 (2047)	42,683	0	42,683	44,672	87,355	0	87,355
* FP/ME/ 0503 -82-01 (2308)	0	8,000	8,000	39,932	47,932	43,000	90,932
* ME/ / 0503 -83-03 (2431)	0	0	0	6,214	6,214	30,000	36,214
* ME/ / 0503 -83-07 (2422)	0	0	0	53,430	53,430	128,000	181,430
* FP/ / 0800 -74-07 (615)	98,842	0	98,842	0	98,842	179,000	277,842
* FP/ / 1106 -75-06 (820)	50,636	0	50,636	0	50,636	17,000	67,636
* FP/ / 1400 -77-02 (1352)	64,900	0	64,900	0	64,900	85,184	150,084
* FP/ / 5102 -77-03 (1373)	198,200	0	198,200	0	198,200	0	198,200
* ME/ / 5102 -80-01 (2011)	0	0	0	2,015,201	2,015,201	991,967	3,007,168
* ME/ / 5102 -85-03 (2538)	0	0	0	388,228	388,228	300,000	688,228
* FP/ / 5102 -85-05 (2592)	43,000	0	43,000	0	43,000	0	43,000
* FP/ / 5103 -85-06 (2611)	33,417	0	33,417	0	33,417	11,900	45,317
* FP/ / 9101 -87-82 (2715)	23,598	0	23,598	0	23,598	0	23,598
: FP/ / 0503 -76-03 (1029)	173,444	0	173,444	0	173,444	107,100	280,544
: FP/ / 5101 -88-01 (2862)	98,396	0	98,396	0	98,396	125,000	223,396
: FP/ME/ 5101 -89-02 (2511)	98,000	0	98,000	3,683,500	3,781,500	0	3,781,500
: FP/ME/ 5102 -75-01 (739)	2,930,910	0	2,930,910	6,048,380	8,979,290	3,072,049	12,051,339
: FP/ME/ 5102 -76-06 (1098)	584,582	0	584,582	3,181,338	3,765,920	359,000	4,124,920
: ME/ / 5102 -81-01 (2292)	23,600	0	23,600	6,472,212	6,495,812	2,590,300	9,086,112
: ME/ / 5102 -83-05 (2444)	0	20,000	20,000	2,606,312	2,626,312	1,465,000	4,091,312
: ME/ / 5102 -84-02 (2466)	0	0	0	989,319	989,319	300,000	1,289,319
: FP/ME/ 5102 -84-04 (2503)	243,232	0	243,232	1,950,862	2,194,094	19,152	2,213,246
: FP/ / 5102 -84-06 (2343)	31,987	0	31,987	0	31,987	21,380	53,367
: ME/ / 5102 -86-01 (2648)	0	0	0	2,137,295	2,137,295	1,245,000	3,382,295
: FP/ / 5102 -86-02 (2667)	155,755	0	155,755	0	155,755	0	155,755
: FP/ / 5102 -87-12 (2792)	2,476	0	2,476	0	2,476	500	2,976
: FP/ / 9101 -87-83 (2758)	7,880	0	7,880	0	7,880	0	7,880
: FP/CP/ 9101 -88-81 (2834)	37,501	0	37,501	0	37,501	0	37,501
TOTAL	8,409,319	100,546	8,509,865	30,291,108	38,800,973	12,780,097	51,581,070

KAP - THE KUWAIT ACTION PLAN REGION

PROJECT	EF (CC)	EF (NCC)	EF SUB-TOTAL	TF	UNEP SUB-TOTAL	CP	TOTAL
* FP/ / 0501 -74-01 (365)	90,000	0	90,000	0	90,000	1,555,687	1,645,687
* FP/ / 0503 -75-09 (860)	141,408	0	141,408	0	141,408	20,000	161,408
* FP/ / 0503 -76-10 (1279)	7,658	0	7,658	0	7,658	5,250	12,908
* FP/KA/ 0503 -77-08 (878)	145,203	0	145,203	3,429,530	3,574,733	0	3,574,733
* FP/KA/ 0503 -79-02 (2089)	404	0	404	4,650	5,054	3,000	8,054
* FP/KA/ 0503 -80-06 (2170)	7,479	0	7,479	89,200	96,679	20,000	116,679
* FP/ / 0504 -76-01 (1211)	20,136	0	20,136	0	20,136	0	20,136
* FP/ / 1103 -75-01 (682)	8,706	0	8,706	0	8,706	8,750	17,456
* FP/ / 5102 -77-03 (1373)	420,040	0	420,040	0	420,040	0	420,040
* KA/ / 5102 -82-07 (2359)	0	0	0	63,274	63,274	15,000	78,274
* KA/ / 5102 -82-08 (2361)	0	0	0	125,320	125,320	31,000	156,320
* KA/ / 5102 -82-09 (2362)	0	0	0	148,700	148,700	10,000	158,700
* FP/ / 5102 -84-09 (2573)	9,829	0	9,829	0	9,829	3,400	13,229
* FP/ / 5102 -85-05 (2592)	55,000	0	55,000	0	55,000	0	55,000
: KA/ / 5102 -82-10 (2363)	0	0	0	697,708	697,708	170,000	867,708
: FP/ / 5102 -84-06 (2343)	35,074	0	35,074	0	35,074	16,970	52,044
: FP/ / 5102 -85-04 (2591)	6,535	0	6,535	0	6,535	0	6,535
: FP/ / 5102 -86-02 (2667)	166,255	0	166,255	0	166,255	0	166,255
: FP/KA/ 9101 -81-52 (2297)	23,216	0	23,216	1,017,967	1,041,183	0	1,041,183
TOTAL	1,136,943	0	1,136,943	5,576,349	6,713,292	1,859,057	8,572,349

CAR - THE CARIBBEAN REGION

PROJECT	EF (CC)	EF (NCC)	EF SUB-TOTAL	TF	UNEP SUB-TOTAL	CP	TOTAL
* FP/ / 0501 -73-05 (248)	4,712	0	4,712	0	4,712	6,900	11,612
* FP/ / 0501 -78-02 (1475)	30,379	0	30,379	0	30,379	11,580	41,959
* FP/ / 0503 -76-02 (1045)	45,548	0	45,548	0	45,548	0	45,548
* FP/ / 0503 -76-07 (1181)	28,720	0	28,720	0	28,720	21,500	50,220
* FP/ / 0503 -77-07 (1368)	2,518	0	2,518	0	2,518	10,500	13,018
* FP/ / 0503 -80-08 (2169)	26,035	0	26,035	0	26,035	75,000	101,035
* FP/ / 0503 -82-13 (2393)	57,900	0	57,900	0	57,900	17,000	74,900
* FP/ / 1000 -77-01 (1250)	1,135,262	0	1,135,262	0	1,135,262	150,000	1,285,262
* FP/ / 1200 -75-01 (941)	78,361	0	78,361	0	78,361	43,000	121,361
* FP/ / 5102 -77-03 (1373)	904,600	0	904,600	0	904,600	0	904,600
* FP/CR/ 5102 -80-07 (2168)	457,766	0	457,766	360,270	818,036	585,841	1,403,877
* FP/CR/ 5102 -82-02 (2345)	884,530	0	884,530	99,259	983,789	139,452	1,123,241
* FP/CR/ 5102 -82-12 (2364)	38,000	0	38,000	50,000	88,000	29,000	117,000
* CR/ / 5102 -84-03 (2486)	0	0	0	69,697	69,697	41,000	110,697
* CR/ / 5102 -84-05 (2516)	0	0	0	47,892	47,892	34,800	82,692
* CR/ / 5102 -84-07 (2558)	0	0	0	51,000	51,000	0	51,000
* CR/ / 5102 -84-08 (2562)	0	0	0	118,000	118,000	112,000	230,000
* FP/ / 5102 -85-05 (2592)	87,000	0	87,000	0	87,000	0	87,000
* CR/ / 5102 -86-03 (2708)	0	0	0	25,418	25,418	43,100	68,518
* FP/CR/ 5102 -87-02 (2746)	1,650	18,504	20,154	70,899	91,053	75,320	166,373
* FP/ / 5103 -85-03 (2610)	30,010	0	30,010	0	30,010	63,000	93,010
* FP/CR/ 8201 -79-01 (202)	224,645	273,392	498,037	40,171	538,208	4,177,565	4,715,773
: FP/ / 1105 -81-01 (2038)	117,000	0	117,000	0	117,000	141,000	258,000
: FP/ / 5102 -84-06 (2343)	63,509	0	63,509	0	63,509	30,080	93,589
: CR/ / 5102 -85-01 (2557)	0	0	0	79,250	79,250	63,611	142,861
: FP/ / 5102 -85-04 (2591)	6,535	0	6,535	0	6,535	3,000	9,535
: FP/ / 5102 -86-02 (2667)	490,887	0	490,887	0	490,887	0	490,887
: CR/ / 5102 -86-04 (2709)	0	0	0	27,000	27,000	318,000	345,000
: FP/CR/ 5102 -86-05 (2722)	513,432	0	513,432	1,049,300	1,562,732	655,103	2,117,835
: CR/ / 5102 -87-06 (2751)	0	0	0	104,500	104,500	64,000	168,500
: CR/ / 5102 -87-07 (2787)	0	0	0	90,000	90,000	251,000	341,000
: CR/ / 5102 -87-08 (2788)	0	0	0	190,000	190,000	385,000	575,000
: FP/ / 5102 -87-12 (2792)	12,375	0	12,375	0	12,375	2,500	14,875
: FP/CR/ 5102 -88-01 (2838)	136,300	0	136,300	180,426	316,726	332,300	649,026
: FP/CR/ 5102 -88-02 (2828)	79,500	0	79,500	525,706	605,206	973,665	1,578,871
: FP/CR/ 5102 -88-04 (2852)	25,000	0	25,000	64,000	89,000	468,500	557,500
: CR/ / 5102 -89-01 (2873)	0	0	0	136,000	136,000	110,000	246,000
TOTAL	5,482,174	291,896	5,774,070	3,378,788	9,152,858	9,434,317	18,587,175

WACAF - THE WEST AND CENTRAL AFRICAN REGION

PROJECT	EF (CC)	EF (NCC)	EF SUB-TOTAL	TF	UNEP SUB-TOTAL	CP	TOTAL
* FP/ / 0503 -77-02 (1314)	42,991	0	42,991	0	42,991	32,820	75,811
* FP/ / 0503 -77-04 (1354)	39,268	0	39,268	0	39,268	21,500	60,768
* FP/ / 0503 -77-05 (1367)	18,944	0	18,944	0	18,944	11,450	30,394
* FP/ / 0503 -79-16 (2118)	22,205	0	22,205	0	22,205	8,000	30,205
* FP/ / 0503 -79-17 (2112)	60,902	0	60,902	0	60,902	16,500	77,402
* FP/ / 0503 -79-18 (2113)	129,633	6,000	135,633	0	135,633	32,500	168,133
* FP/ / 0503 -79-19 (2088)	516,361	2,347	518,708	0	518,708	0	518,708
* FP/ / 0503 -79-20 (2143)	54,874	0	54,874	0	54,874	15,000	69,874
* FP/ / 0503 -80-04 (2142)	22,550	0	22,550	0	22,550	48,000	70,550
* FP/ / 0504 -76-01 (1211)	20,135	0	20,135	0	20,135	0	20,135
* FP/ / 5102 -77-03 (1373)	790,155	86,445	876,600	0	876,600	0	876,600
* FP/ / 5102 -82-11 (2366)	210,602	0	210,602	0	210,602	62,500	273,102
* FP/ / 5102 -83-01 (2375)	185,895	0	185,895	0	185,895	85,625	271,520
* FP/ / 5102 -85-05 (2592)	87,000	0	87,000	0	87,000	0	87,000
* FP/ / 5103 -85-06 (2611)	3,713	0	3,713	0	3,713	11,900	15,613
* FP/WA/ 5101 -89-01 (2903)	141,881	0	141,881	219,100	360,981	129,000	489,981
: FP/ / 5102 -82-03 (2342)	356,443	0	356,443	0	356,443	11,340	367,783
: FP/WA/ 5102 -82-20 (2365)	710,244	0	710,244	476,803	1,187,047	386,100	1,573,147
: FP/ / 5102 -84-06 (2343)	31,832	0	31,832	0	31,832	18,230	50,062
: FP/ / 5102 -86-02 (2667)	621,962	0	621,962	0	621,962	0	621,962
: FP/ / 5102 -87-12 (2792)	990	0	990	0	990	200	1,190
: FP/ / 9101 -87-83 (2758)	7,877	0	7,877	0	7,877	0	7,877
: FP/ / 9101 -88-81 (2834)	37,500	0	37,500	0	37,500	0	37,500
TOTAL	4,113,957	94,792	4,208,749	695,903	4,904,652	890,665	5,795,317

EAF - THE EASTERN AFRICAN REGION

PROJECT	EF (CC)	EF (NCC)	EF SUB-TOTAL	TF	UNEP SUB-TOTAL	CP	TOTAL
* FP/ / 1301 -75-01 (512)	14,489	0	14,489	0	14,489	8,000	22,489
* FP/ / 5102 -77-03 (1373)	260,800	0	260,800	0	260,800	0	260,800
* FP/ / 5102 -83-02 (2412)	27,812	0	27,812	0	27,812	28,250	56,062
* FP/ / 5102 -83-04 (2429)	86,659	0	86,659	0	86,659	74,000	160,659
* FP/ / 5102 -83-08 (2443)	92,148	0	92,148	0	92,148	30,000	122,148
* FP/ / 5102 -84-09 (2573)	9,829	0	9,829	0	9,829	3,400	13,229
* FP/ / 5102 -85-05 (2592)	87,000	0	87,000	0	87,000	0	87,000
* FP/ / 5103 -85-08 (2615)	33,500	0	33,500	0	33,500	32,300	65,800
: FP/CP/ 5102 -82-04 (2341)	917,967	0	917,967	0	917,967	9,048	927,015
: FP/ / 5102 -84-06 (2343)	34,142	0	34,142	0	34,142	21,580	55,722
: FP/ / 5102 -85-04 (2591)	6,536	0	6,536	0	6,536	3,000	9,536
: FP/ / 5102 -86-02 (2667)	183,118	0	183,118	0	183,118	0	183,118
: FP/ / 5102 -87-12 (2792)	4,950	0	4,950	0	4,950	1,000	5,950
: FP/ / 9101 -87-83 (2758)	7,877	0	7,877	0	7,877	0	7,877
: FP/ / 9101 -88-81 (2834)	37,500	0	37,500	0	37,500	0	37,500
TOTAL	1,804,327	0	1,804,327	0	1,804,327	210,578	2,014,905

EAS - THE EAST ASIAN SEAS REGION

PROJECT	EF (CC)	EF (NCC)	EF SUB-TOTAL	TF	UNEP SUB-TOTAL	CP	TOTAL
* FP/ / 0501 -75-01 (692)	44,520	0	44,520	0	44,520	18,000	62,520
* FP/ / 0503 -76-08 (1193)	2,409	0	2,409	0	2,409	7,200	9,609
* FP/ / 0503 -79-04 (2046)	78,337	0	78,337	0	78,337	22,500	100,837
* FP/ / 0503 -79-05 (2096)	6,920	0	6,920	0	6,920	39,000	45,920
* FP/ / 0503 -79-06 (2097)	20,452	0	20,452	0	20,452	72,540	92,992
* FP/ / 0503 -79-07 (2098)	12,315	0	12,315	0	12,315	5,000	17,315
* FP/ / 0503 -79-08 (2099)	33,808	0	33,808	0	33,808	9,000	42,808
* FP/ / 0503 -79-09 (2100)	22,918	0	22,918	0	22,918	4,000	26,918
* FP/ / 0503 -79-10 (2101)	25,000	0	25,000	0	25,000	10,000	35,000
* FP/ / 0503 -79-11 (2102)	11,943	0	11,943	0	11,943	7,000	18,943
* FP/ / 0503 -79-12 (2103)	33,250	0	33,250	0	33,250	22,500	55,750
* FP/ / 0503 -79-13 (2104)	14,030	0	14,030	0	14,030	4,500	18,530
* FP/ / 0503 -79-14 (2045)	48,697	0	48,697	0	48,697	16,000	64,697
* FP/ / 0503 -80-05 (2161)	147,786	0	147,786	0	147,786	0	147,786
* FP/ / 1105 -78-02 (2002)	7,900	86,703	94,603	0	94,603	825,000	919,603
* FP/ / 1301 -75-01 (512)	14,489	0	14,489	0	14,489	8,000	22,489
* FP/ / 5102 -77-03 (1373)	338,794	2,726	341,520	0	341,520	0	341,520
* FP/ES/ 5102 -82-15 (2399)	43,499	0	43,499	36,877	80,376	40,000	120,376
* FP/ES/ 5102 -82-16 (2400)	77,852	0	77,852	44,822	122,674	40,000	162,674
* FP/ES/ 5102 -82-18 (2402)	37,571	0	37,571	80,089	117,660	40,000	157,660
* FP/ / 5102 -84-09 (2573)	9,829	0	9,829	0	9,829	3,400	13,229
* FP/ / 5102 -85-05 (2592)	43,000	0	43,000	0	43,000	0	43,000
* FP/ES/ 5102 -85-06 (2626)	14,272	0	14,272	17,000	31,272	20,000	51,272
* FP/ES/ 5102 -85-07 (2625)	5,217	0	5,217	5,217	10,434	10,000	20,434
: FP/ / 5102 -82-05 (2339)	520,400	0	520,400	0	520,400	0	520,400
: FP/ES/ 5102 -82-17 (2401)	54,092	0	54,092	77,275	131,367	28,800	160,167
: FP/ES/ 5102 -82-19 (2403)	51,754	0	51,754	42,228	93,982	40,000	133,982
: FP/ / 5102 -84-06 (2343)	49,300	0	49,300	0	49,300	19,530	68,830
: FP/ / 5102 -85-04 (2591)	6,536	0	6,536	0	6,536	3,000	9,536
: FP/ / 5102 -86-02 (2667)	469,691	0	469,691	0	469,691	0	469,691
: FP/ / 5102 -87-03 (2778)	56,575	0	56,575	39,633	96,208	210,000	306,208
: FP/ES/ 5102 -87-09 (2798)	35,704	0	35,704	2,004	37,708	27,332	65,040
: FP/ / 5102 -87-12 (2792)	7,425	0	7,425	0	7,425	1,500	8,925
TOTAL	2,346,285	89,429	2,435,714	345,145	2,780,859	1,553,802	4,334,661

RED - THE RED SEA AND GULF OF ADEN REGION

PROJECT	EF (CC)	EF (NCC)	EF SUB-TOTAL	TF	UNEP SUB-TOTAL	CP	TOTAL
* FP/ / 0503 -75-02 (716)	48,529	0	48,529	0	48,529	44,400	92,929
* FP/ / 1103 -75-01 (682)	8,706	0	8,706	0	8,706	8,750	17,456
* FP/ / 1103 -75-01 (682)	8,706	0	8,706	0	8,706	8,750	17,456
* FP/ / 5102 -77-01 (1187)	191,973	0	191,973	0	191,973	585,365	777,338
* FP/ / 5102 -77-03 (1373)	35,340	0	35,340	0	35,340	0	35,340
* FP/ / 5102 -84-09 (2573)	9,829	0	9,829	0	9,829	3,400	13,229
* FP/ / 5102 -85-05 (2592)	4,850	0	4,850	0	4,850	0	4,850
: FP/ / 5102 -84-06 (2343)	19,408	0	19,408	0	19,408	16,070	35,478
: FP/ / 5102 -85-04 (2591)	6,536	0	6,536	0	6,536	0	6,536
: FP/ / 5102 -86-02 (2667)	82,520	0	82,520	0	82,520	0	82,520
: FP/ / 9101 -87-83 (2758)	7,877	0	7,877	0	7,877	0	7,877
: FP/ / 9101 -88-81 (2834)	37,499	0	37,499	0	37,499	0	37,499
TOTAL	461,773	0	461,773	0	461,773	666,735	1,128,508

SPCF - THE SOUTH PACIFIC REGION

PROJECT	EF (CC)	EF (NCC)	EF SUB-TOTAL	TF	UNEP SUB-TOTAL	CP	TOTAL
* FP/ / 0503 -79-15 (2129)	318,009	0	318,009	0	318,009	115,175	433,184
* FP/ / 1105 -78-02 (2002)	7,900	86,703	94,603	0	94,603	825,000	919,603
* FP/ / 5102 -77-03 (1373)	135,520	0	135,520	0	135,520	0	135,520
* FP/ / 5102 -85-05 (2592)	32,000	0	32,000	0	32,000	0	32,000
* FP/ / 5103 -86-01 (2642)	10,300	0	10,300	0	10,300	54,500	64,800
: FP/ / 5102 -82-14 (2371)	1,685,442	0	1,685,442	0	1,685,442	4,016,377	5,701,819
: FP/ / 5102 -84-06 (2343)	31,270	0	31,270	0	31,270	17,330	48,600
: FP/ / 5102 -85-04 (2591)	6,535	0	6,535	0	6,535	3,000	9,535
: FP/ / 5102 -86-02 (2667)	113,564	0	113,564	0	113,564	0	113,564
: FP/ / 5102 -87-12 (2792)	14,849	0	14,849	0	14,849	3,000	17,849
: FP/ / 9101 -87-89 (2791)	174,136	0	174,136	0	174,136	141,400	315,536
TOTAL	2,529,525	86,703	2,616,228	0	2,616,228	5,175,782	7,792,010

SEPCF - THE SOUTH-EAST PACIFIC REGION

PROJECT	EF (CC)	EF (NCC)	EF SUB-TOTAL	TF	UNEP SUB-TOTAL	CP	TOTAL
* FP/ / 1105 -78-02 (2002)	7,899	86,703	94,602	0	94,602	825,000	919,602
* FP/ / 5102 -77-03 (1373)	147,680	0	147,680	0	147,680	0	147,680
* FP/ / 5102 -80-02 (2140)	841,111	0	841,111	0	841,111	976,625	1,817,736
* FP/ / 5102 -85-05 (2592)	92,000	0	92,000	0	92,000	0	92,000
* FP/ / 5103 -85-02 (2609)	186,304	0	186,304	0	186,304	827,875	1,014,179
* FP/ / 5103 -85-04 (2612)	73,100	0	73,100	0	73,100	240,600	313,700
: FP/ / 5101 -90-01 (2925)	324,905	0	324,905	0	324,905	409,270	734,175
: FP/ / 5102 -84-06 (2343)	27,542	0	27,542	0	27,542	21,940	49,482
: FP/ / 5102 -86-02 (2667)	188,601	0	188,601	0	188,601	0	188,601
: FP/ / 5102 -86-06 (2724)	898,650	0	898,650	0	898,650	2,680,061	3,578,711
: FP/ / 5102 -87-12 (2792)	1,485	0	1,485	0	1,485	300	1,785
TOTAL	2,789,277	86,703	2,875,980	0	3,285,250	5,981,671	8,857,651

SWAT - THE SOUTH-WEST ATLANTIC REGION

PROJECT	EF (CC)	EF (NCC)	EF SUB-TOTAL	TF	UNEP SUB-TOTAL	CP	TOTAL
* FP/ / 0503 -82-06 (2338)	9,939	0	9,939	0	9,939	0	9,939
* FP/ / 5102 -77-03 (1373)	21,950	0	21,950	0	21,950	0	21,950
* FP/ / 5102 -85-05 (2592)	3,500	0	3,500	0	3,500	0	3,500
: FP/ / 5102 -84-06 (2343)	19,376	0	19,376	0	19,376	15,440	34,816
: FP/ / 5102 -86-02 (2667)	13,285	0	13,285	0	13,285	0	13,285
TOTAL	68,050	0	68,050	0	68,050	15,440	83,490

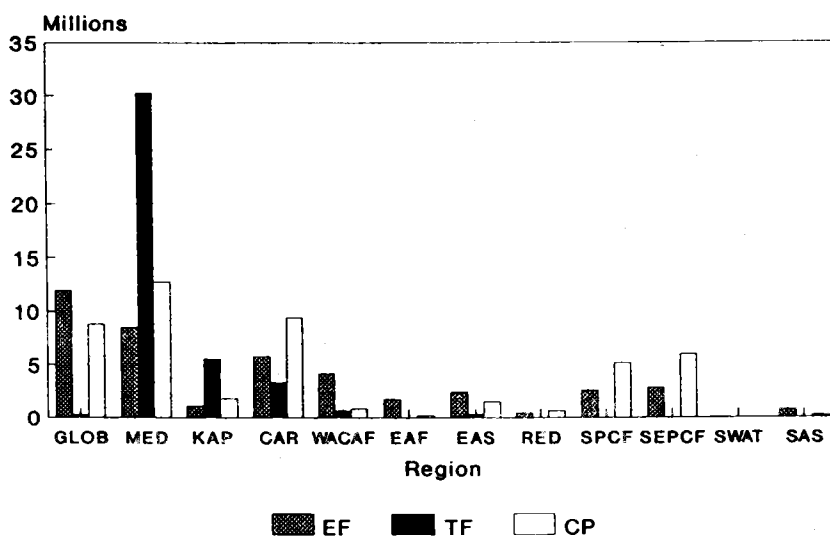
SAS - THE SOUTH ASIAN SEAS REGION

PROJECT	EF (CC)	EF (NCC)	EF SUB-TOTAL	TF	UNEP SUB-TOTAL	CP	TOTAL
* FP/ / 1103 -75-01 (682)	8,706	0	8,706	0	8,706	8,750	17,456
* FP/ / 1103 -75-01 (682)	8,707	0	8,707	0	8,707	8,750	17,457
* FP/ / 1200 -75-02 (942)	56,702	0	56,702	0	56,702	89,000	145,702
* FP/ / 1301 -75-01 (512)	14,488	0	14,488	0	14,488	8,000	22,488
* FP/ / 5102 -77-03 (1373)	28,730	5,000	33,730	0	33,730	0	33,730
* FP/ / 5102 -84-09 (2573)	9,829	0	9,829	0	9,829	3,400	13,229
* FP/ / 5102 -85-05 (2592)	16,600	0	16,600	0	16,600	0	16,600
: FP/ / 5102 -84-01 (2481)	191,254	0	191,254	0	191,254	0	191,254
: FP/ / 5102 -84-06 (2343)	31,744	0	31,744	0	31,744	24,530	56,274
: FP/ / 5102 -85-04 (2591)	6,537	0	6,537	0	6,537	3,000	9,537
: FP/ / 5102 -86-02 (2667)	328,570	0	328,570	0	328,570	0	328,570
: FP/ / 5102 -87-05 (2782)	62,925	0	62,925	0	62,925	15,000	77,925
: FP/ / 5102 -87-10 (2790)	2,730	0	2,730	0	2,730	57,000	59,730
: FP/ / 5102 -87-12 (2792)	4,950	0	4,950	0	4,950	1,000	5,950
TOTAL	772,472	5,000	777,472	0	777,472	218,430	995,902

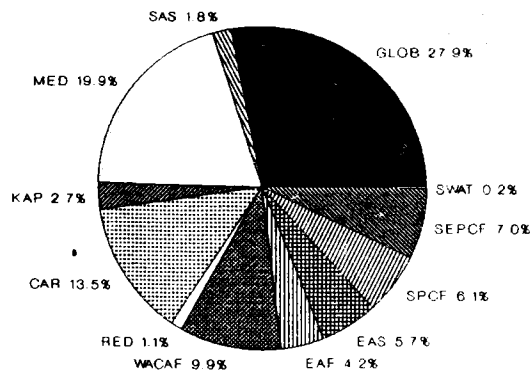
TOTAL OCEAN-RELATED EXPENDITURES AND COMMITMENTS

REGION	EF (CC)	EF (NCC)	EF SUB-TOTAL	TF	UNEP SUB-TOTAL	CP	TOTAL
GLOB	11,602,243	327,881	11,930,124	328,100	12,258,224	8,799,652	21,057,876
MED	8,409,319	100,546	8,509,865	30,291,108	38,800,973	12,780,097	51,581,070
KAP	1,136,943	0	1,136,943	5,576,349	6,713,292	1,059,057	8,572,349
CAR	5,482,174	291,896	5,774,070	3,378,788	9,152,858	9,434,317	18,587,175
WACAF	4,113,957	94,792	4,208,749	695,903	4,904,652	890,665	5,795,317
EMF	1,804,327	0	1,804,327	0	1,804,327	210,578	2,014,905
EAS	2,346,285	89,429	2,435,714	345,145	2,780,859	1,553,802	4,334,661
RED	461,773	0	461,773	0	461,773	666,735	1,128,508
SPCF	2,529,525	86,703	2,616,228	0	2,616,228	5,175,782	7,792,010
SEPCF	2,789,277	86,703	2,875,980	0	3,285,250	5,981,671	8,857,651
SWAT	68,050	0	68,050	0	68,050	15,440	83,490
SAS	772,472	5,000	777,472	0	777,472	218,430	995,902
WORLD TOTAL	41,516,345	1,082,950	42,599,295	40,615,393	83,623,958	47,586,226	130,800,914

TOTAL OCEAN-RELATED EXPENDITURES AND COMMITMENTS



ENVIRONMENT FUND CONTRIBUTIONS TO GLOBAL AND REGIONAL OCEAN-RELATED PROGRAMMES



5. ANNUAL PROJECT EXPENDITURES AND COMMITMENTS

(as at 30 June 1990)

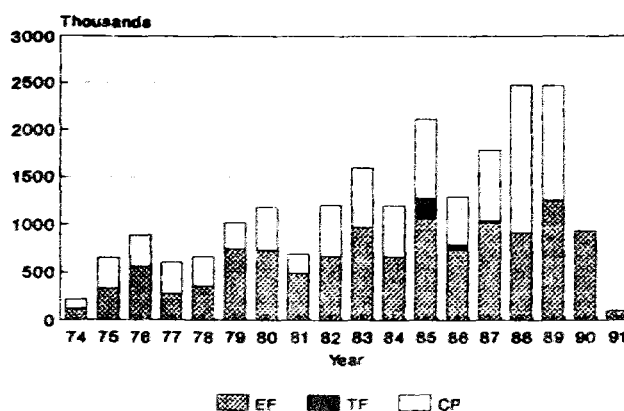
This section of the Compendium shows the annual cumulative expenditure and commitments (in US \$) of projects listed in sections 1 and 2 of this document and the sources of funds used to meet these costs.

The costs are grouped according to their relevance to global or regional activities, as reflected in section 4 of this Compendium.

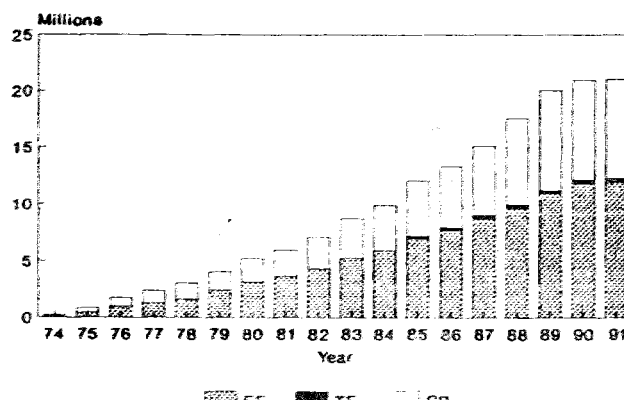
GLOB GLOBAL

YEAR	EF (CC)	EF (NCC)	EF SUB-TOTAL	TF	UNEP SUB-TOTAL	CP	TOTAL
1974	123,168	0	123,168	0	123,168	95,750	218,918
1975	332,072	0	332,072	0	332,072	317,500	649,572
1976	565,927	0	565,927	0	565,927	323,464	889,391
1977	277,607	0	277,607	0	277,607	327,200	604,807
1978	357,097	0	357,097	0	357,097	309,949	667,046
1979	745,880	0	745,880	0	745,880	265,900	1,011,780
1980	735,797	0	735,797	0	735,797	444,110	1,179,907
1981	478,169	11,748	489,917	0	489,917	204,932	694,849
1982	684,040	-8,027	676,013	0	676,013	526,820	1,202,833
1983	902,447	66,597	969,044	0	969,044	623,150	1,592,194
1984	586,429	82,612	669,041	0	669,041	528,000	1,197,041
1985	993,772	60,478	1,054,250	221,923	1,276,173	830,300	2,106,473
1986	751,028	-20,555	730,473	63,446	793,919	497,400	1,291,319
1987	989,832	22,784	1,012,616	29,700	1,042,316	739,520	1,781,836
1988	915,941	-1,454	914,487	0	914,487	1,554,600	2,469,087
1989	1,179,776	61,096	1,240,872	13,031	1,253,903	1,211,057	2,464,960
1990	889,638	45,392	935,030	0	935,030	0	935,030
1991	93,623	7,210	100,833	0	100,833	0	100,833
TOTAL	11,602,243	327,881	11,930,124	328,100	12,258,224	8,799,652	21,057,876

ANNUAL EXPENDITURES AND COMMITMENTS FOR GLOBAL PROGRAMMES



CUMULATIVE EXPENDITURES AND COMMITMENTS FOR THE GLOBAL PROGRAMMES

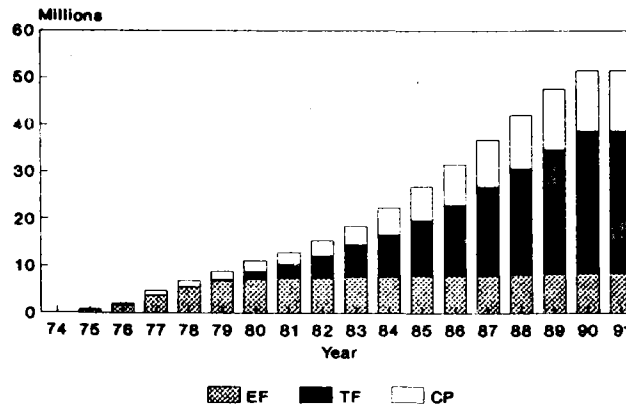


MED

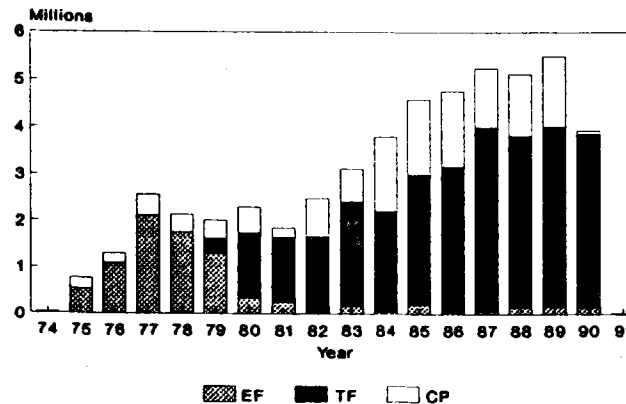
THE MEDITERRANEAN REGION

YEAR	EF (CC)	EF (NCC)	EF SUB-TOTAL	TF	UNEP SUB-TOTAL	CP	TOTAL
1974	22,457	0	22,457	0	22,457	10,000	32,457
1975	540,926	0	540,926	0	540,926	231,500	772,426
1976	1,091,348	0	1,091,348	0	1,091,348	210,565	1,301,913
1977	2,105,644	0	2,105,644	0	2,105,644	455,000	2,570,644
1978	1,755,508	0	1,755,508	0	1,755,508	388,363	2,143,871
1979	1,247,355	64,688	1,312,043	322,052	1,634,095	377,276	2,011,371
1980	332,644	6,872	339,516	1,412,933	1,752,449	549,486	2,301,935
1981	255,368	986	256,354	1,400,034	1,656,388	198,259	1,854,647
1982	35,857	2,000	37,857	1,636,452	1,674,309	805,461	2,479,770
1983	172,057	6,000	178,057	2,240,268	2,418,325	715,769	3,134,094
1984	45,000	0	45,000	2,170,628	2,215,628	1,580,367	3,795,995
1985	188,717	20,000	208,717	2,804,392	3,013,109	1,583,481	4,596,590
1986	45,115	0	45,115	3,144,644	3,189,759	1,573,205	4,762,964
1987	65,351	0	65,351	3,931,435	3,996,786	1,247,964	5,244,750
1988	155,971	0	155,971	3,676,480	3,832,451	1,290,806	5,123,257
1989	171,469	0	171,469	3,841,490	4,012,959	1,490,095	5,503,054
1990	158,032	0	158,032	3,710,300	3,868,332	62,500	3,930,832
1991	20,500	0	20,500	0	20,500	0	20,500
TOTAL	8,409,319	100,546	8,509,865	30,291,108	38,800,973	12,780,097	51,581,070

CUMULATIVE EXPENDITURES AND COMMITMENTS FOR THE MEDITERRANEAN REGION

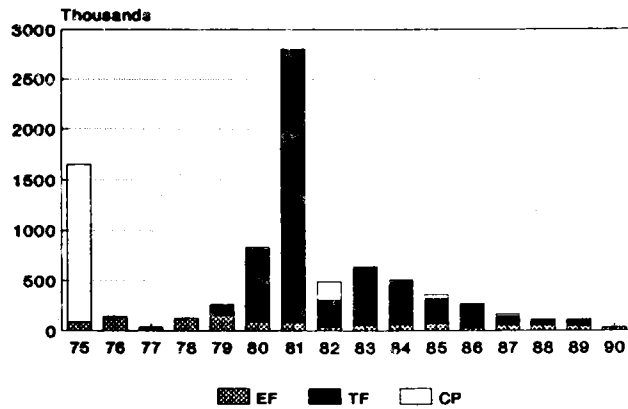


ANNUAL EXPENDITURES AND COMMITMENTS FOR THE MEDITERRANEAN REGION

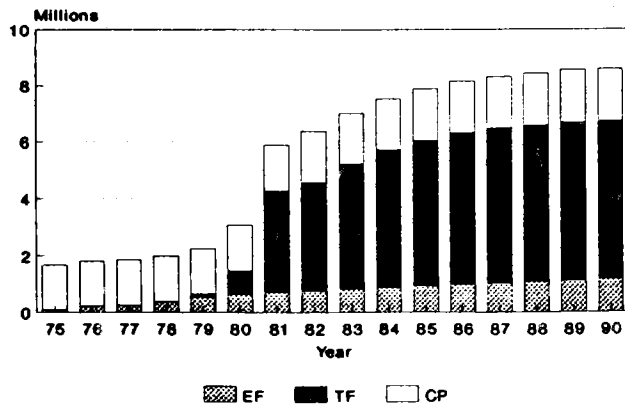


YEAR	EF			TF	JNEP		CP	TOTAL
	EF (CC)	EF (NCC)	SUB-TOTAL		SUB-TOTAL			
1975	87,375	0	87,375	0	87,375	1,564,437	1,651,812	
1976	133,176	0	133,176	0	133,176	15,250	148,426	
1977	28,664	0	28,664	0	28,664	10,000	38,664	
1978	130,149	0	130,149	0	130,149	0	130,149	
1979	153,198	0	153,198	113,084	266,282	3,000	269,282	
1980	92,094	0	92,094	721,595	813,689	20,000	833,689	
1981	85,680	0	85,680	2,717,948	2,803,628	0	2,803,628	
1982	40,159	0	40,159	271,320	311,479	176,580	488,059	
1983	52,699	0	52,699	582,870	635,569	5,000	640,569	
1984	55,000	0	55,000	449,282	504,282	5,000	509,282	
1985	71,976	0	71,976	254,948	326,924	35,900	362,824	
1986	27,958	0	27,958	242,939	270,897	600	271,497	
1987	51,854	0	51,854	95,897	147,751	15,630	163,381	
1988	50,312	0	50,312	58,602	108,914	5,660	114,574	
1989	43,117	0	43,117	67,864	110,981	2,000	112,981	
1990	33,532	0	33,532	0	33,532	0	33,532	
TOTAL	1,136,943	0	1,136,943	5,576,349	6,713,292	1,859,057	8,572,349	

ANNUAL EXPENDITURES AND COMMITMENTS FOR THE KUWAIT ACTION PLAN REGION



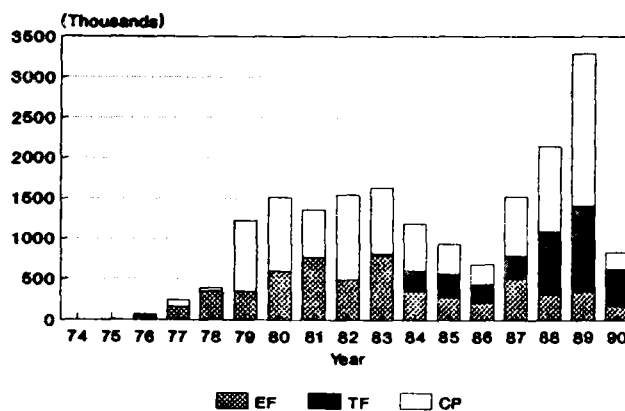
CUMULATIVE EXPENDITURES AND COMMITMENTS FOR THE KUWAIT ACTION PLAN REGION



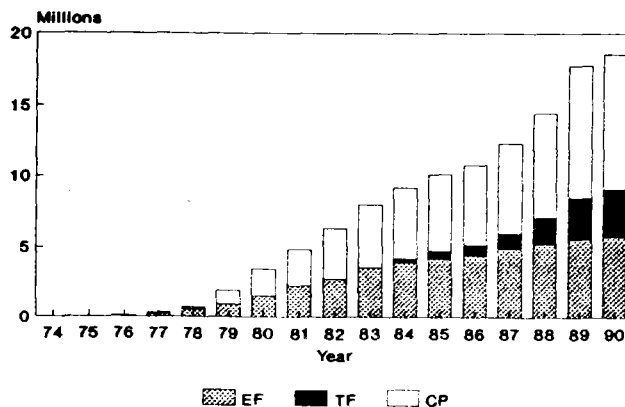
CAR THE CARIBBEAN REGION

YEAR	EF (CC)	EF (NCC)	EF SUB-TOTAL	TF	UNEP SUB-TOTAL	CP	TOTAL
1974	16	0	16	0	16	3,000	3,016
1975	4,215	0	4,215	0	4,215	3,000	7,215
1976	59,489	0	59,489	0	59,489	16,400	75,889
1977	166,452	0	166,452	0	166,452	79,000	245,452
1978	357,732	0	357,732	0	357,732	35,790	393,522
1979	350,962	0	350,962	0	350,962	875,290	1,226,252
1980	593,745	0	593,745	0	593,745	918,500	1,512,245
1981	669,723	99,585	769,308	0	769,308	590,000	1,359,308
1982	493,424	0	493,424	0	493,424	1,054,580	1,548,004
1983	750,367	44,111	794,478	24,164	818,642	813,001	1,631,643
1984	320,132	33,291	353,423	249,057	602,480	582,874	1,185,354
1985	282,700	-6,653	276,047	292,087	568,134	368,331	936,465
1986	121,159	95,337	216,496	221,809	438,305	243,479	681,784
1987	474,039	26,225	500,264	292,844	793,108	725,565	1,518,673
1988	312,087	0	312,087	781,479	1,093,566	1,048,847	2,142,413
1989	348,982	0	348,982	1,065,198	1,414,180	1,871,819	3,285,999
1990	176,950	0	176,950	452,150	629,100	204,841	833,941
TOTAL	5,482,174	291,896	5,774,070	3,378,788	9,152,858	9,434,317	18,587,175

ANNUAL EXPENDITURES AND COMMITMENTS FOR THE CARIBBEAN REGION



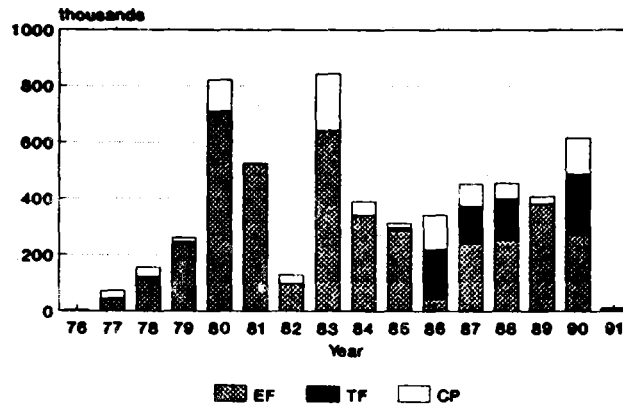
CUMULATIVE EXPENDITURES AND COMMITMENTS FOR THE CARIBBEAN REGION



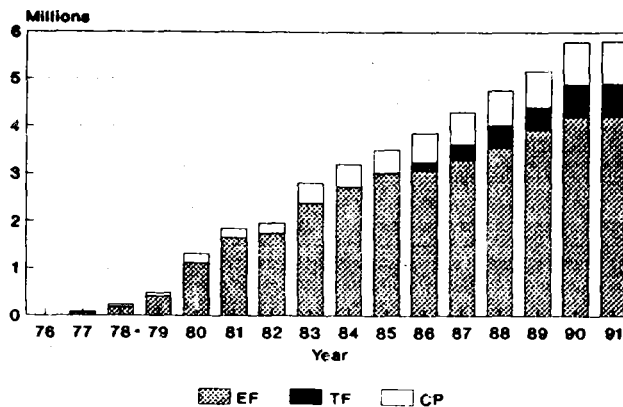
WACAF THE WEST AND CENTRAL AFRICAN REGION

YEAR	EF (CC)	EF (NCC)	EF SUB-TOTAL	TF	UNEP SUB-TOTAL	CP	TOTAL
1976	5,443	0	5,443	0	5,443	0	5,443
1977	46,283	0	46,283	0	46,283	26,820	73,103
1978	121,496	0	121,496	0	121,496	33,450	154,946
1979	245,548	0	245,548	0	245,548	13,500	259,048
1980	702,555	6,000	708,555	0	708,555	112,000	820,555
1981	436,654	88,475	525,129	0	525,129	0	525,129
1982	96,789	317	97,106	0	97,106	31,080	128,186
1983	642,440	0	642,440	0	642,440	200,825	843,265
1984	339,747	0	339,747	0	339,747	50,000	389,747
1985	283,771	0	283,771	13,125	296,896	14,400	311,296
1986	42,218	0	42,218	177,088	219,306	121,100	340,406
1987	239,590	0	239,590	135,518	375,108	76,950	452,058
1988	250,188	0	250,188	151,072	401,260	53,200	454,460
1989	380,142	0	380,142	0	380,142	28,340	408,482
1990	268,593	0	268,593	219,100	487,693	129,000	616,693
1991	12,500	0	12,500	0	12,500	0	12,500
TOTAL	4,113,957	94,792	4,208,749	695,903	4,904,652	890,665	5,795,317

ANNUAL EXPENDITURES AND COMMITMENTS FOR THE WEST AND CENTRAL AFRICAN REGION

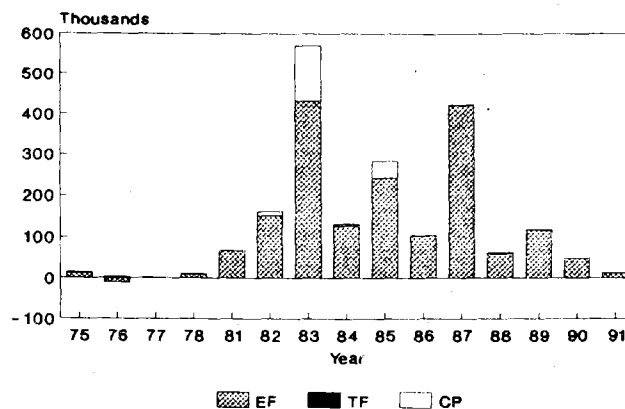


CUMULATIVE EXPENDITURES AND COMMITMENTS FOR THE WEST AND CENTRAL AFRICAN REGION

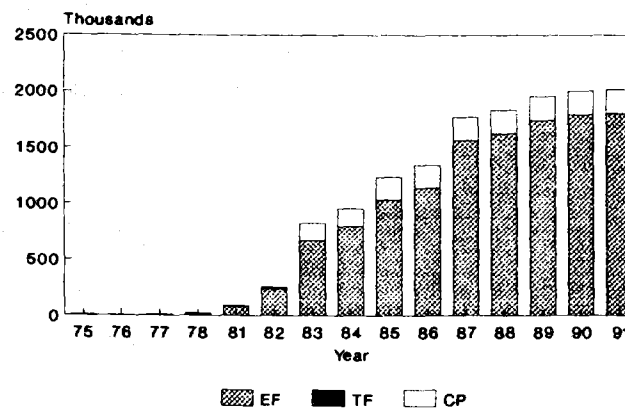


YEAR	EF (CC)	EF (NCC)	EF SUB-TOTAL	TF	UNEP SUB-TOTAL	CP	TOTAL
1975	13,844	0	13,844	0	13,844	1,333	15,177
1976	-10,202	0	-10,202	0	-10,202	3,334	-6,868
1977	272	0	272	0	272	2,667	2,939
1978	10,575	0	10,575	0	10,575	666	11,241
1981	68,000	0	68,000	0	68,000	0	68,000
1982	152,008	0	152,008	0	152,008	9,628	161,636
1983	432,996	0	432,996	0	432,996	137,250	570,246
1984	127,711	0	127,711	0	127,711	5,000	132,711
1985	243,506	0	243,506	0	243,506	41,206	284,706
1986	103,887	0	103,887	0	103,887	2,000	105,887
1987	421,417	0	421,417	0	421,417	2,600	424,017
1988	60,207	0	60,207	0	60,207	2,700	62,907
1989	117,988	0	117,988	0	117,988	2,200	120,188
1990	49,618	0	49,618	0	49,618	0	49,618
1991	12,500	0	12,500	0	12,500	0	12,500
TOTAL	1,804,327	0	1,804,327	0	1,804,327	210,578	2,014,905

ANNUAL EXPENDITURES AND COMMITMENTS
FOR THE EAST AFRICAN REGION

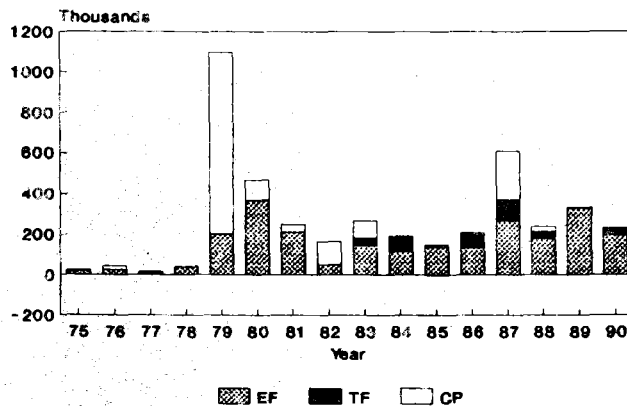


CUMULATIVE EXPENDITURES AND COMMITMENTS
FOR THE EASTERN AFRICAN REGION

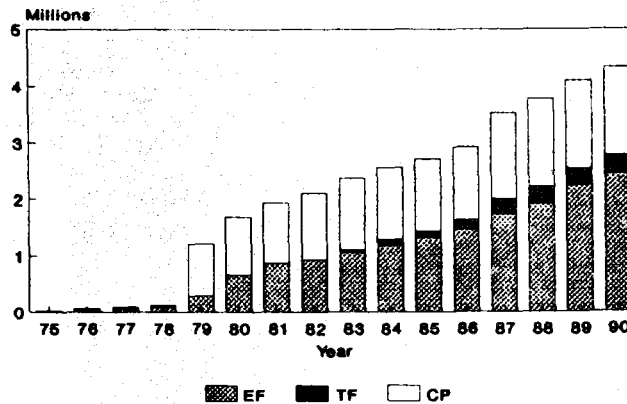


YEAR	EF (CC)	EF (NCC)	EF		TF	UNEP		CP	TOTAL
			SUB-TOTAL			SUB-TOTAL			
1975	21,401	0	21,401		0	21,401		4,333	25,734
1976	26,761	0	26,761		0	26,761		18,333	45,094
1977	7,681	0	7,681		0	7,681		9,867	17,548
1978	40,575	0	40,575		0	40,575		667	41,242
1979	152,629	48,934	201,563		0	201,563		896,040	1,097,603
1980	334,399	31,935	366,334		0	366,334		100,500	466,834
1981	206,773	3,029	209,802		0	209,802		39,000	248,802
1982	46,747	5,531	52,278		0	52,278		110,880	163,158
1983	144,257	0	144,257		37,583	181,840		85,000	266,840
1984	118,139	0	118,139		69,397	187,536		5,000	192,536
1985	138,964	0	138,964		-1,068	137,896		8,900	146,796
1986	135,551	0	135,551		61,474	197,025		11,000	208,025
1987	268,093	0	268,093		103,227	371,320		236,780	608,100
1988	178,589	0	178,589		36,182	214,771		24,202	238,973
1989	329,865	0	329,865		0	329,865		3,300	333,165
1990	195,861	0	195,861		38,350	234,211		0	234,211
TOTAL	2,346,285	89,429	2,435,714		345,145	2,780,859		1,553,802	4,334,661

ANNUAL EXPENDITURES AND COMMITMENTS FOR THE EAST ASIAN SEAS REGION

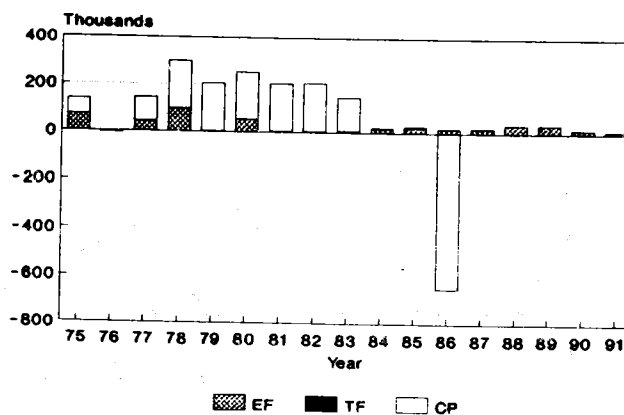


CUMULATIVE EXPENDITURES AND COMMITMENTS FOR THE EAST ASIAN SEAS REGION

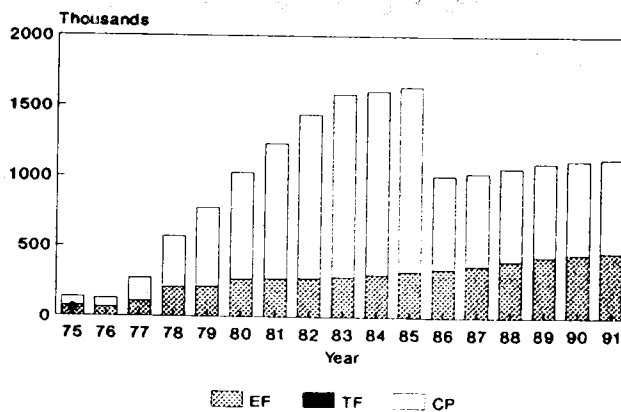


YEAR	EF (CC)	EF (NCC)	EF SUB-TOTAL	TF	UNEP SUB-TOTAL	CP	TOTAL
1975	71,541	0	71,541	0	71,541	61,900	133,441
1976	-5,600	0	-5,600	0	-5,600	0	-5,600
1977	42,509	0	42,509	0	42,509	100,000	142,509
1978	98,250	0	98,250	0	98,250	200,000	298,250
1979	4,259	0	4,259	0	4,259	200,000	204,259
1980	52,955	0	52,955	0	52,955	200,000	252,955
1981	5,000	0	5,000	0	5,000	200,000	205,000
1982	5,700	0	5,700	0	5,700	200,580	206,280
1983	9,300	0	9,300	0	9,300	139,588	148,888
1984	18,100	0	18,100	0	18,100	5,000	23,100
1985	21,326	0	21,326	0	21,326	5,900	27,226
1986	18,667	0	18,667	0	18,667	-648,623	-629,956
1987	20,376	0	20,376	0	20,376	630	21,006
1988	35,125	0	35,125	0	35,125	660	35,785
1989	34,999	0	34,999	0	34,999	1,100	36,099
1990	16,766	0	16,766	0	16,766	0	16,766
1991	12,500	0	12,500	0	12,500	0	12,500
TOTAL	461,773	0	461,773	0	461,773	666,735	1,128,508

ANNUAL EXPENDITURES AND COMMITMENTS FOR THE RED SEA AND GULF OF ADEN REGION



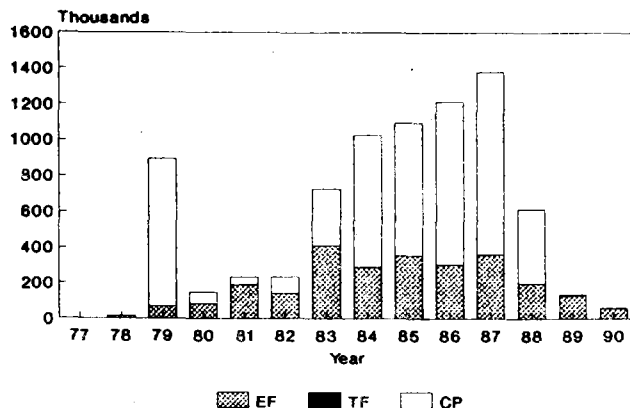
CUMULATIVE EXPENDITURES AND COMMITMENTS FOR THE RED SEA AND GULF OF ADEN REGION



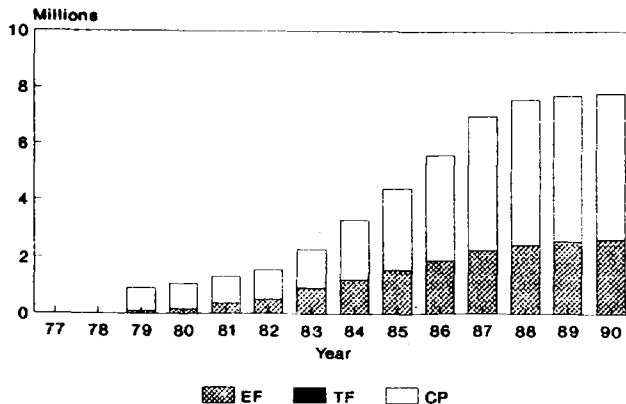
SPCF THE SOUTH PACIFIC REGION

YEAR	EF (CC)	EF (NCC)	EF SUB-TOTAL	TF	UNEP SUB-TOTAL	CP	TOTAL
1977	2,000	0	2,000	0	2,000	0	2,000
1978	15,000	0	15,000	0	15,000	0	15,000
1979	20,958	48,935	69,893	0	69,893	825,000	894,893
1980	52,693	31,934	84,627	0	84,627	64,542	149,169
1981	186,179	3,029	189,208	0	189,208	43,217	232,425
1982	137,779	2,805	140,584	0	140,584	93,596	234,180
1983	413,304	0	413,304	0	413,304	314,487	727,791
1984	289,512	0	289,512	0	289,512	738,786	1,028,298
1985	353,869	0	353,869	0	353,869	742,087	1,095,956
1986	306,358	0	306,358	0	306,358	907,050	1,213,408
1987	360,745	0	360,745	0	360,745	1,018,975	1,379,720
1988	198,144	0	198,144	0	198,144	419,250	617,394
1989	129,307	0	129,307	0	129,307	8,792	138,099
1990	63,677	0	63,677	0	63,677	0	63,677
TOTAL	2,529,525	86,703	2,616,228	0	2,616,228	5,175,782	7,792,010

ANNUAL EXPENDITURES AND COMMITMENTS FOR THE SOUTH PACIFIC REGION



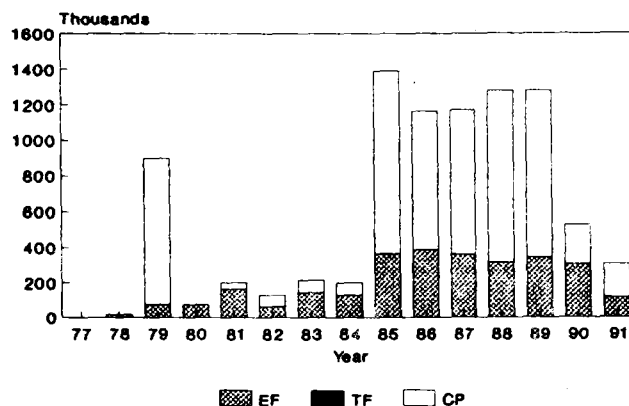
CUMULATIVE EXPENDITURES AND COMMITMENTS FOR THE SOUTH PACIFIC REGION



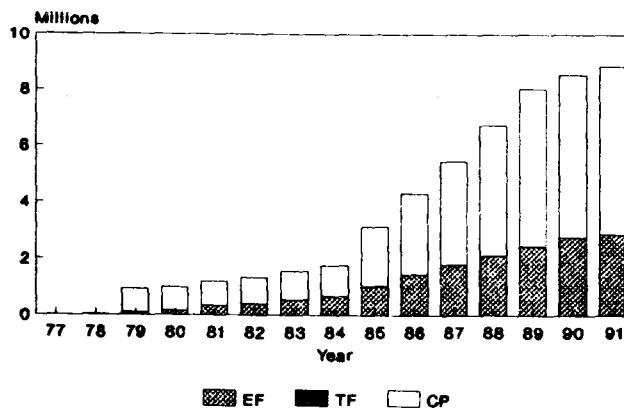
SEPCF THE SOUTH-EAST PACIFIC REGION

YEAR	EF(CC)	EF(NCC)	EF		TF	UNEP		CP	TOTAL
			SUB-TOTAL			SUB-TOTAL			
1977	1,000	0	1,000		0	1,000		0	1,000
1978	20,000	0	20,000		0	20,000		0	20,000
1979	25,957	48,934	74,891		0	74,891	825,000		899,891
1980	44,516	31,935	76,451		0	76,451	0		76,451
1981	161,037	3,029	164,066		0	164,066	37,000		201,066
1982	61,666	2,805	64,471		0	64,471	65,580		130,051
1983	144,649	0	144,649		0	144,649	70,000		214,649
1984	130,254	0	130,254		0	130,254	70,000		200,254
1985	367,562	0	367,562		0	367,562	1,022,575		1,390,137
1986	386,112	0	386,112		0	386,112	778,825		1,164,937
1987	362,209	0	362,209		0	362,209	808,275		1,170,484
1988	315,644	0	315,644		0	315,644	963,654		1,279,298
1989	346,139	0	346,139		0	346,139	931,492		1,277,631
1990	305,902	0	305,902		0	526,924	221,022		526,924
1991	116,630	0	116,630		0	304,878	188,248		304,878
TOTAL	2,789,277	86,703	2,875,980		0	3,285,250	5,981,671		8,857,651

ANNUAL EXPENDITURES AND COMMITMENTS FOR THE SOUTH-EAST PACIFIC REGION



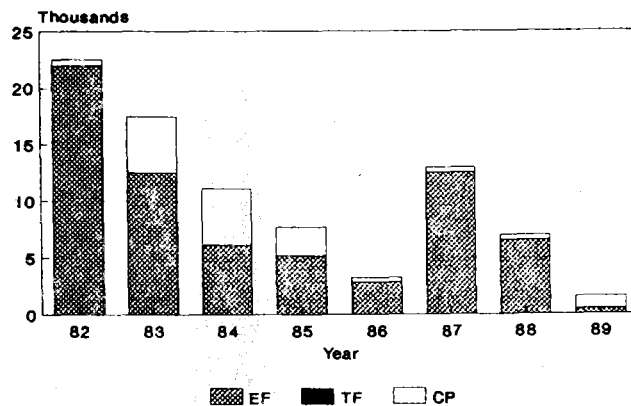
CUMULATIVE EXPENDITURES AND COMMITMENTS FOR THE SOUTH-EAST PACIFIC REGION



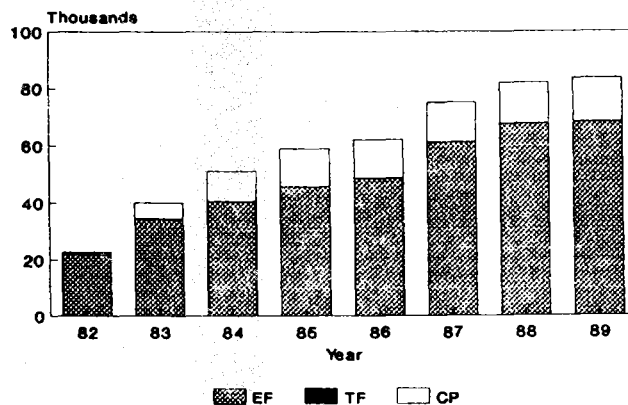
SWAT THE SOUTH-WEST ATLANTIC REGION

YEAR	EF (CC)	EF (NCC)	EF		TF	UNEP		CP	TOTAL
			SUB-TOTAL			SUB-TOTAL			
1982	21,974	0	21,974		0	21,974		580	22,554
1983	12,465	0	12,465		0	12,465		5,000	17,465
1984	6,100	0	6,100		0	6,100		5,000	11,100
1985	5,150	0	5,150		0	5,150		2,500	7,650
1986	2,848	0	2,848		0	2,848		400	3,248
1987	12,499	0	12,499		0	12,499		420	12,919
1988	6,527	0	6,527		0	6,527		440	6,967
1989	487	0	487		0	487		1,100	1,587
TOTAL	68,050	0	68,050		0	68,050		15,440	83,490

ANNUAL EXPENDITURES AND COMMITMENTS FOR THE SOUTH-WEST ATLANTIC REGION

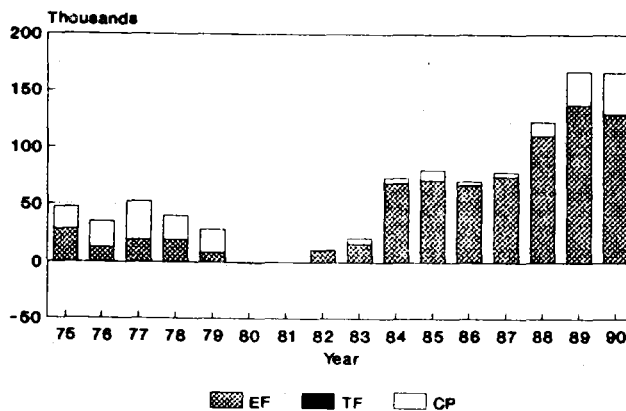


CUMULATIVE EXPENDITURES AND COMMITMENTS FOR THE SOUTH-WEST ATLANTIC REGION

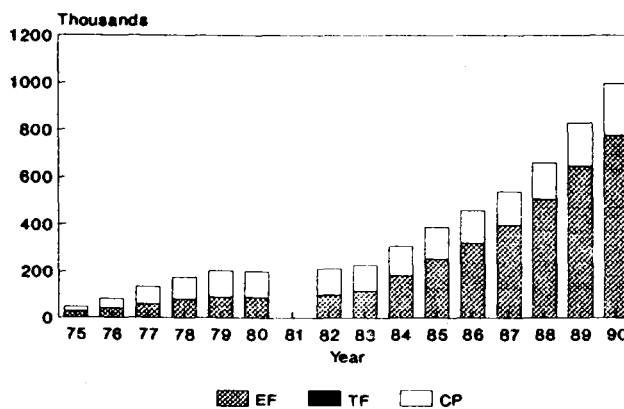


YEAR	EF (CC)	EF (NCC)	EF SUB-TOTAL	TF	UNEP SUB-TOTAL	CP	TOTAL
1975	28,595	0	28,595	0	28,595	18,834	47,429
1976	12,746	0	12,746	0	12,746	22,333	35,079
1977	19,597	0	19,597	0	19,597	32,666	52,263
1978	19,736	0	19,736	0	19,736	20,667	40,403
1979	8,451	0	8,451	0	8,451	20,000	28,451
1980	-522	0	-522	0	-522	0	-522
1981	0	0	0	0	0	0	0
1982	5,300	5,000	10,300	0	10,300	580	10,880
1983	16,200	0	16,200	0	16,200	5,000	21,200
1984	68,987	0	68,987	0	68,987	5,000	73,987
1985	71,495	0	71,495	0	71,495	8,900	80,395
1986	67,767	0	67,767	0	67,767	3,000	70,767
1987	74,875	0	74,875	0	74,875	3,650	78,525
1988	110,676	0	110,676	0	110,676	12,300	122,976
1989	138,164	0	138,164	0	138,164	29,500	167,664
1990	130,405	0	130,405	0	130,405	36,000	166,405
TOTAL	772,472	5,000	777,472	0	777,472	218,430	995,902

ANNUAL EXPENDITURES AND COMMITMENTS FOR THE SOUTH ASIAN SEAS REGION



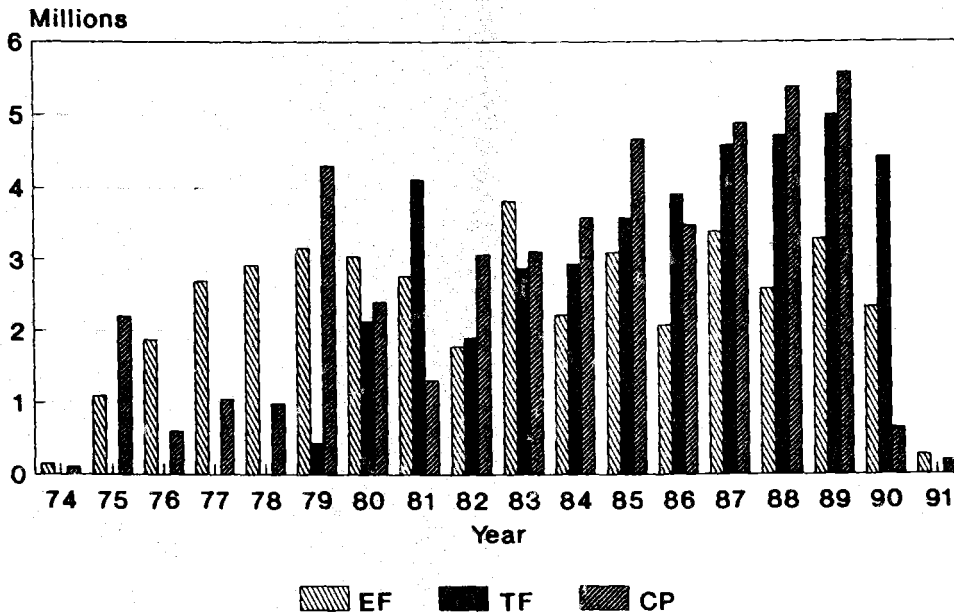
CUMULATIVE EXPENDITURES AND COMMITMENTS FOR THE SOUTH ASIAN SEAS REGION



TOTAL OCEAN-RELATED EXPENDITURES AND COMMITMENTS

YEAR	EF (CC)	EF (MCC)	EF SUB-TOTAL	TF	UNEP SUB-TOTAL	CP	TOTAL
1974	145,641	0	145,641	0	145,641	108,750	254,391
1975	1,099,969	0	1,099,969	0	1,099,969	2,202,037	3,302,006
1976	1,879,088	0	1,879,088	0	1,879,088	609,679	2,488,767
1977	2,697,709	0	2,697,709	0	2,697,709	1,053,220	3,750,929
1978	2,926,110	0	2,926,110	0	2,926,110	989,552	3,915,670
1979	2,955,197	211,491	3,166,688	435,136	3,601,824	4,301,006	7,902,830
1980	2,940,876	108,676	3,049,552	2,134,528	5,184,080	2,409,138	7,593,218
1981	2,552,583	209,881	2,762,464	4,117,982	6,880,446	1,312,408	8,192,854
1982	1,781,443	10,431	1,791,874	1,907,772	3,699,646	3,075,945	6,775,591
1983	3,693,181	116,708	3,809,889	2,884,885	6,694,774	3,114,070	9,808,844
1984	2,105,111	115,903	2,221,014	2,938,364	5,159,378	3,580,027	8,739,405
1985	3,022,808	73,825	3,096,633	3,585,407	6,682,040	4,664,474	11,346,514
1986	2,008,668	74,782	2,083,450	3,911,400	5,994,850	3,489,436	9,484,286
1987	3,340,880	49,009	3,389,889	4,588,621	7,978,510	4,876,959	12,855,469
1988	2,589,411	-1,454	2,587,957	4,703,815	7,291,772	5,376,319	12,668,091
1989	3,220,435	61,096	3,281,531	4,987,583	8,269,114	5,580,795	13,849,909
1990	2,283,974	45,392	2,334,366	3,419,900	6,975,288	653,363	7,407,629
1991	268,253	7,210	275,463	0	463,711	188,248	463,711
TOTAL	41,516,345	1,082,950	42,599,295	40,615,393	83,623,958	47,586,226	130,800,914

TOTAL OCEAN-RELATED EXPENDITURES AND COMMITMENTS



6. INVOLVEMENT OF CO-OPERATING AGENCIES AND SUPPORTING ORGANISATIONS IN SPECIFIC PROJECTS

(as at 30 June 1990)

This section of the Compendium reviews the involvement of co-operating agencies and supporting organisations in the implementation of projects listed in sections 1 and 2 of this document. The organisations belonging to the United Nations system are listed first (in United Nations protocol order) and are followed by the supporting organisations (in alphabetical order).

The total costs (CC and NCC) of the projects (in US \$) to the Environment Fund and to the trust funds managed by UNEP are shown for each project (the counterpart contributions are not shown).

When several agencies/organisations were or are involved in a certain project, they are indicated. Projects in which several agencies/organisations participated are listed under each of the agency/organisation involved. No attempt was made to split the cost of these projects to UNEP between the relevant agencies/organisations.

ALECSO	Arab League Educational, Cultural and Scientific Organization		
	Project	Cost to EF + TF	Co-operating and supporting organisations
	* FP/ /0503-75-02 (716)	48,529	ALECSO
	* FP/ /5102-77-01 (1187)	191,973	ALECSO

		240,502	
BP/RAC	Regional Activity Centre for the Blue Plan, Sophia Antipolis		
	Project	Cost to EF + TF	Co-operating and supporting organisations
	* ME/ /5102-85-03 (2538)	388,228	BP/RAC, GOVFRAN
	: ME/ /5102-86-01 (2648)	2,137,295	BP/RAC

		2,525,523	
CARICOM	Caribbean Community Secretariat		
	Project	Cost to EF + TF	Co-operating and supporting organisations
	* FP/CR/5102-80-07 (2168)	818,036	CARICOM; WHO/PAHO

		818,036	
CCA	Caribbean Conservation Association		
	Project	Cost to EF + TF	Co-operating and supporting organisations
	* FP/CR/5102-82-12 (2364)	88,000	CCA
	* FP/CR/5102-87-02 (2746)	91,053	CCA

		179,053	
CPPS	Permanent Commission for the South Pacific		
	Project	Cost to EF + TF	Co-operating and supporting organisations
	* FP/ /5102-80-02 (2140)	841,111	CPPS
	: FP/ /5101-90-01 (2925)	324,905	CPPS
	: FP/ /5102-86-06 (2724)	898,650	CPPS

		2,064,666	

CRU/UEA	Climatic Research Unit, University of East Anglia, United Kingdom		
	Project	Cost to EF + TF	Co-operating and supporting organisations
:	FP/ /5101-88-01 (2862)	98,396	CRU/UEA

		98,396	
DIESA	Department of International Economic and Social Affairs of the United Nations		
	Project	Cost to EF + TF	Co-operating and supporting organisations
*	FP/ /0501-74-04 (390)	4,132	DIESA, IMO
*	FP/ /0501-79-01 (2042)	144,220	UNESCO, IMO, FAO, WMO, WHO, IAEA, DIESA
*	FP/ /0501-80-01 (2141)	70,338	WHO, DIESA, UNIDO, FAO, UNESCO, IMO
*	FP/ /0503-75-09 (860)	141,408	DIESA, UNDP
*	FP/ /0503-79-06 (2097)	20,452	DIESA, ESCAP
*	FP/ /0503-79-16 (2118)	22,205	DIESA
*	FP/ /0503-80-04 (2142)	22,550	DIESA
*	FP/ /5102-83-01 (2375)	185,895	UNESCO; DIESA

		611,200	
ECE	Economic Commission for Europe of the United Nations		
	Project	Cost to EF + TF	Co-operating and supporting organisations
*	FP/ /0503-76-01 (729)	347,592	ECE, FAO, IAEA, UNESCO, WHO, UNIDO

		347,592	
ECLAC	Economic Commission for Latin America and the Caribbean of the United Nations		
	Project	Cost to EF + TF	Co-operating and supporting organisations
*	FP/ /1000-77-01 (1250)	1,135,262	ECLAC
*	CR/ /5102-84-05 (2516)	47,892	ECLAC

		1,183,154	
ESCAP	Economic and Social Council for Asia and the Pacific of the United Nations		
	Project	Cost to EF + TF	Co-operating and supporting organisations
*	FP/ /0503-79-06 (2097)	20,452	DIESA, ESCAP
*	FP/ /0503-79-11 (2102)	11,943	ESCAP
*	FP/ /0503-79-13 (2104)	14,030	ESCAP -CCOP/SOPAC
*	FP/ /0503-79-15 (2129)	318,009	SPC, SPEC, ESCAP
*	FP/ /1200-75-02 (942)	56,702	WMO, ESCAP
:	FP/ /5102-82-14 (2371)	1,685,442	SPC; SPEC; ESCAP

		2,106,578	

FAO

Food and Agriculture Organization of the United Nations

Project	Cost to EF + TF	Co-operating and supporting organisations
* FP/ /0501-73-05 (248)	4,712	IOC, FAO
* FP/ /0501-74-02 (383)	56,036	FAO
* FP/ /0501-75-01 (692)	44,520	IOC, FAO
* FP/ /0501-77-01 (1340)	3,194	IMO, WHO, IAEA, FAO
* FP/ /0501-78-01 (899)	81,960	IOC, ICSU, FAO
* FP/ /0501-79-01 (2042)	144,220	UNESCO, IMO, FAO, WMO, WHO, IAEA, DIESA
* FP/ /0501-80-01 (2141)	70,338	WHO, DIESA, UNIDO, FAO, UNESCO, IMO
* FP/ /0502-73-02 (310)	120,679	FAO
* FP/ /0502-73-03 (311)	81,669	FAO
* FP/ /0502-74-01 (313)	277,703	FAO
* FP/ /0502-75-01 (706)	76,476	FAO
* FP/ /0502-75-02 (806)	3,695	FAO
* FP/ME/0503-75-07 (880)	1,598,146	FAO
* FP/ /0503-76-01 (729)	347,592	ECE, FAO, IAEA, UNESCO, WHO, UNIDO
* FP/ /0503-76-07 (1181)	28,720	IOC, FAO
* FP/ /0503-77-02 (1314)	42,991	FAO
* FP/ /0503-77-04 (1354)	39,268	IOC, FAO, WHO
* FP/ /0503-78-02 (2006)	178,364	UNDP, FAO
* FP/ME/0503-79-01 (2076)	42,244	FAO; IUCN; UNESCO
* FP/ /0503-79-04 (2046)	78,337	FAO
* FP/ /0503-79-12 (2103)	33,250	FAO
* FP/ /1302-75-01 (381)	228,303	FAO
* FP/ /5101-82-03 (2340)	165,132	WHO; FAO; IMO; UNESCO; IAEA
* FP/ /5102-83-02 (2412)	27,812	FAO
* FP/ /5103-73-01 (312)	90,753	FAO
* FP/ /5103-78-02 (1260)	201,496	FAO
: FP/WA/5101-89-01 (2903)	360,100	FAO
: ME/ /5102-81-01 (2298)	6,495,812	UNESCO; IOC; WMO; IAEA; FAO; WHO
: FP/WA/5102-82-20 (2365)	1,187,047	FAO; IOC; WHO; IAEA
: FP/ /5102-84-06& (2343)	444,055	FAO

12,555,505

GOVCUBA

Government of Cuba

Project	Cost to EF + TF	Co-operating and supporting organisations
* FP/CR/8201-79-01 (202)	538,208	GOVCUBA through CECT/COMARNA; UNDP; UNESCO

538,208

GOVFRAN

Government of France

Project	Cost to EF + TF	Co-operating and supporting organisations
* ME/ /5102-85-03 (2538)	388,228	BP/RAC, GOVFRAN
* CR/ /5102-86-03 (2708)	25,418	GOVFRAN - AIDAIFE

413,646

GOVGREE	Government of Greece			
	Project	Cost to EF + TF	Co-operating and supporting organisations	
*	FP/ /0502-78-01 (143)	13,123	GOVGREE, IUCN, GUELPH	

		13,123		
GOVINDO	Government of Indonesia			
	Project	Cost to EF + TF	Co-operating and supporting organisations	
*	FP/ES/5102-82-18 (2402)	117,660	GOVINDO - Office of Development and Environment	
*	FP/ES/5102-85-06 (2626)	31,272	GOVINDO	

		148,932		
GOVIRAN	Government of Iran			
	Project	Cost to EF + TF	Co-operating and supporting organisations	
*	FP/ /0501-74-01 (365)	90,000	GOVIRAN	

		90,000		
GOVMALA	Government of Malaysia			
	Project	Cost to EF + TF	Co-operating and supporting organisations	
*	FP/ES/5102-82-15 (2399)	80,376	GOVMALA- Ministry of Science, Technology and Envt.	
:	FP/ /5102-87-03 (2778)	96,208	GOVMALA	

		176,584		
GOVMEXI	Government of Mexico			
	Project	Cost to EF + TF	Co-operating and supporting organisations	
:	CR/ /5102-85-01 (2557)	79,250	GOVMEXI	

		79,250		
GOVPHIL	Government of Philippines			
	Project	Cost to EF + TF	Co-operating and supporting organisations	
*	FP/ /0503-79-09 (2100)	22,918	IMO, GOVPHIL	
*	FP/ES/5102-82-16 (2400)	122,674	GOVPHIL - Natural Resources Management Centre	
:	FP/ES/5102-82-19 (2403)	93,982	GOVPHIL	

		239,574		
GOVSING	Government of Singapore			
	Project	Cost to EF + TF	Co-operating and supporting organisations	
*	FP/ES/5102-85-07 (2625)	10,434	GOVSING	
:	FP/ES/5102-87-09 (2798)	37,708	GOVSING	

		48,142		

GOVSRI	Government of Sri Lanka		
	Project	Cost to EF + TF	Co-operating and supporting organisations
:	ST/ /5103-85-01 (2582)	60,000	GOVSRI

		60,000	
GOVTHAI	Government of Thailand		
	Project	Cost to EF + TF	Co-operating and supporting organisations
:	FP/ES/5102-82-17 (2401)	131,367	GOVTHAI

		131,367	
GOVENE	Government of Venezuela		
	Project	Cost to EF + TF	Co-operating and supporting organisations
:	FP/ /1105-81-01 (2038)	117,000	GOVENE, SIERRA
:	CR/ /5102-87-08 (2788)	190,000	GOVENE

		307,000	
GUELPH	University of Guelph, Canada		
	Project	Cost to EF + TF	Co-operating and supporting organisations
*	FP/ /0502-78-01 (143)	13,123	GOVGREE, IUCN, GUELPH

		13,123	
IAEA	International Atomic Energy Agency		
	Project	Cost to EF + TF	Co-operating and supporting organisations
*	FP/ /0501-73-09 (280)	7,850	IAEA
*	FP/ /0501-75-03 (542)	26,594	IAEA
*	FP/ /0501-77-01 (1340)	3,194	IMO, WHO, IAEA, FAO
*	FP/ /0501-79-01 (2042)	144,220	UNESCO, IMO, FAO, WMO, WHO, IAEA, DIEISA
*	FP/ /0503-75-04 (979)	543,084	IAEA, IOC
*	FP/ /0503-76-01 (729)	347,592	ECE, FAO, IAEA, UNESCO, WHO, UNIDO
*	FP/ /0503-76-09 (978)	219,289	IAEA, IOC
*	FP/ /0800-74-07 (615)	98,842	IAEA, IOC
*	FP/ /5101-82-03 (2340)	165,132	WHO; FAO; IMO; UNESCO; IAEA
:	FP/ /5101-84-01 (2467)	481,164	IAEA
:	ME/ /5102-81-01 (2298)	6,495,812	UNESCO; IOC; WMO; IAEA; FAO; WHO
:	KA/ /5102-82-10 (2363)	697,708	IAEA
:	FP/WA/5102-82-20 (2365)	1,187,047	FAO; IOC; WHO; IAEA
:	FP/ /5102-88-03 (2849)	482,132	IAEA

		10,899,660	
IAHS	International Association of Hydrological Sciences		
	Project	Cost to EF + TF	Co-operating and supporting organisations
*	FP/ /1106-75-06 (820)	50,636	UNESCO, IAHS

		50,636	

IATTC Inter-American Tropical Tuna Commission		
Project	Cost to EF + TF	Co-operating and supporting organisations
* FP/ /5103-85-02 (2609)	186,304	IATTC

	186,304	
ICES International Council for the Exploration of the Sea		
Project	Cost to EF + TF	Co-operating and supporting organisations
* FP/ /1104-75-04 (929)	5,000	ICES

	5,000	
ICSU International Council of Scientific Unions		
Project	Cost to EF + TF	Co-operating and supporting organisations
* FP/ /0501-78-01 (899)	81,960	IOC, ICSU, FAO
: FP/ /9101-88-84 (2851)	59,852	ICSU

	141,812	
IJO International Juridical Organization		
Project	Cost to EF + TF	Co-operating and supporting organisations
* FP/ /1400-77-02 (1352)	64,900	IJO

	64,900	
IMO International Maritime Organization		
Project	Cost to EF + TF	Co-operating and supporting organisations
* FP/ /0501-74-04 (390)	4,132	DIESA, IMO
* FP/ /0501-75-02 (758)	57,327	IMO
* FP/ /0501-77-01 (1340)	3,194	IMO, WHO, IAEA, FAO
* FP/ /0501-78-02 (1475)	30,379	IMO
* FP/ /0501-79-01 (2042)	144,220	UNESCO, IMO, FAO, WMO, WHO, IAEA, DIESA
* FP/ /0501-80-01 (2141)	70,338	WHO, DIESA, UNIDO, FAO, UNESCO, IMO
* FP/ /0501-80-02 (2180)	7,886	IMO
* FP/ /0503-76-08 (1193)	2,409	IMO
* FP/ /0503-76-10 (1279)	7,658	IMO
* FP/ /0503-77-05 (1367)	18,944	IMO
* FP/ /0503-78-01 (1372)	65,488	IMO
* FP/KA/0503-79-02 (2089)	5,054	IMO
* FP/ /0503-79-07 (2098)	12,315	IMO
* FP/ /0503-79-09 (2100)	22,918	IMO, GOVPHIL
* FP/ /0503-79-14 (2045)	48,697	IMO
* FP/ /0503-79-17 (2112)	60,902	IMO
* FP/KA/0503-80-06 (2170)	96,679	IMO
* FP/ /0503-82-13 (2393)	57,900	IMO
* FP/ /5101-82-03 (2340)	165,132	WHO; FAO; IMO; UNESCO; IAEA
* FP/ /5102-82-11 (2366)	210,602	IMO; UNIDO
* FP/ /5102-83-08 (2443)	92,148	IMO

IMO International Maritime Organization (continued)

Project	Cost to EF + TF	Co-operating and supporting organisations
* CR/ /5102-84-03 (2486)	69,697	IMO; OAS; USAID
* FP/ /5102-85-02 (2584)	46,389	IMO
: FP/ /0301-76-04 (902)	64,709	IMO
: FP/ME/5102-76-06 (1098)	3,765,926	IMO
: FP/ /5102-87-01 (2627)	44,607	IMO
: FP/ /5102-87-05 (2782)	62,925	IMO
: CR/ /5102-87-06 (2751)	104,500	IMO

5,343,569

INDEREN Instituto Nacional de los Recursos Naturales Renovables y del Ambiente

Project	Cost to EF + TF	Co-operating and supporting organisations
: FP/CR/5102-88-04 (2852)	89,000	INDEREN

89,000

IOC Intergovernmental Oceanographic Commission of UNESCO

Project	Cost to EF + TF	Co-operating and supporting organisations
* FP/ /0501-73-02 (243)	0	IOC
* FP/ /0501-73-05 (248)	4,712	IOC, FAO
* FP/ /0501-73-08 (246)	41,537	IOC
* FP/ /0501-74-07 (636)	13,175	IOC
* FP/ /0501-74-09 (590)	195,750	IOC, WMO
* FP/ /0501-74-10 (250)	11,133	IOC, WMO
* FP/ /0501-75-01 (592)	44,520	IOC, FAO
* FP/ /0501-75-04 (814)	5,296	IOC
* FP/ /0501-78-01 (899)	81,960	IOC, ICSU, FAO
* FP/ /0501-79-02 (2148)	60,785	IOC
* FP/ /0503-73-03 (247)	25,109	IOC
* FP/ /0503-75-04 (979)	543,084	IAEA, IOC
* FP/ /0503-75-06 (852)	31,785	IOC, WMO
* FP/ /0503-76-04 (1028)	182,785	IOC
* FP/ /0503-76-07 (1181)	28,720	IOC, FAO
* FP/ /0503-76-09 (978)	219,289	IAEA, IOC
* FP/ /0503-77-04 (1354)	39,268	IOC, FAO, WHO
* FP/ /0503-77-07 (1368)	2,518	IOC
* FP/ /0800-74-07 (615)	98,842	IAEA, IOC
* FP/ /1301-78-02 (1305)	214,069	IOC; WMO
* FP/ /1302-74-04 (249)	137,235	IOC
* FP/ /5101-77-02 (1241)	44,147	WMO; IOC
* KA/ /5102-82-08 (2361)	125,320	IOC
* CR/ /5102-84-08 (2562)	118,000	IOC
: FP/ /0503-76-03 (1029)	173,444	IOC, WMO
: FP/ /5101-87-01 (2770)	113,051	IOC in association with University of Maryland
: ME/ /5102-81-01 (2298)	6,495,812	UNESCO; IOC; WMO; IAEA; FAO; WHO
: FP/WA/5102-82-20 (2365)	1,187,047	FAO; IOC; WHO; IAEA
: FP/CR/5102-88-01 (2838)	316,726	IOC

10,555,119

IOI	International Ocean Institute		
	Project	Cost to EF + TF	Co-operating and supporting organisations
:	FP/ /9101-85-01 (2580)	53,550	UNEP/COM, SMLA, IOI

		53,550	
IUCN	International Union for the Conservation of Nature and Natural Resources		
	Project	Cost to EF + TF	Co-operating and supporting organisations
*	FP/ /0502-78-01 (143)	13,123	GOVGREE, IUCN, GUELPH
*	FP/ /0503-75-03 (591)	34,126	IUCN
*	FP/ME/0503-79-01 (2076)	42,244	FAO; IUCN; UNESCO
*	FP/ /1103-75-01& (682)	26,119	IUCN
*	FP/ /1103-75-03 (690)	28,324	IUCN
*	ST/ /4101-85-01 (2550)	32,000	IUCN/CMC
*	KA/ /5102-82-09 (2362)	148,700	IUCN
*	FP/ /5102-83-04 (2429)	86,659	IUCN
*	FP/ /5102-84-09& (2573)	49,145	IUCN
*	FP/ /5103-80-01 (2230)	207,395	IUCN
*	FP/ /5103-85-03 (2610)	30,010	IUCN
*	FP/ /5103-85-04 (2612)	73,100	IUCN
*	FP/ /5103-85-06& (2611)	37,130	IUCN
*	FP/ /5103-85-08 (2615)	33,500	IUCN
:	FP/ /5102-85-04& (2591)	45,750	IUCN
:	FP/ /5102-87-10 (2790)	2,730	IUCN
:	FP/ /5102-87-12& (2792)	49,500	IUCN
:	ST/ /5103-85-07 (2600)	66,500	IUCN
:	FP/ /9101-87-81 (2750)	5,000	IUCN
:	FP/ /9101-88-83 (2853)	8,182	IUCN

		1,019,237	
JCU	James Cook University, Australia		
	Project	Cost to EF + TF	Co-operating and supporting organisations
*	FP/ /5103-86-01 (2642)	10,300	JCU

		10,300	
MWPR	Mediterranean Workshop for Prospective Research		
	Project	Cost to EF + TF	Co-operating and supporting organisations
*	FP/ /0503-75-10 (854)	55,000	MWPR

		55,000	
NIO	National Institute of Oceanography of India		
	Project	Cost to EF + TF	Co-operating and supporting organisations
*	FP/ /1301-75-01& (512)	43,466	NIO

		43,466	

OAS	Organization of American States		
	Project	Cost to EF + TF	Co-operating and supporting organisations
*	FP/ /0503-80-08 (2169)	26,035	OAS
*	CR/ /5102-84-03 (2486)	69,697	IMO; OAS; USAID

		95,732	
PAP/RAC	Regional Activity Centre for Priority Action Programme, Split		
	Project	Cost to EF + TF	Co-operating and supporting organisations
*	FP/ME/0104-80-01 (2155)	23,524	PAP/RAC
*	FP/ME/0503-82-01 (2308)	47,932	PAP/RAC
*	ME/ /0503-83-03 (2431)	6,214	WHO/EURO, PAP/RAC
:	ME/ /5102-83-05 (2444)	2,626,312	PAP/RAC

		2,703,982	
SCAR	Scientific Committee on Antarctic Research		
	Project	Cost to EF + TF	Co-operating and supporting organisations
:	FP/ /5103-85-05 (2608)	35,003	SCAR

		35,003	
SIERRA	Sierra Club		
	Project	Cost to EF + TF	Co-operating and supporting organisations
:	FP/ /1105-81-01 (2038)	117,000	GOVENE, SIERRA

		117,000	
SMLA	Soviet Maritime Law Association		
	Project	Cost to EF + TF	Co-operating and supporting organisations
:	FP/ /9101-85-01 (2580)	53,550	UNEP/COM, SMLA, IOI

		53,550	
SOGESTA	Societa di Gestione Studi e Tecnologie Avanzate		
	Project	Cost to EF + TF	Co-operating and supporting organisations
*	ME/ /0503-83-07 (2422)	53,430	SOGESTA

		53,430	
SPA/RAC	Regional Activity Centre for Specially Protected Areas, Tunisia		
	Project	Cost to EF + TF	Co-operating and supporting organisations
:	ME/ /5102-84-02 (2466)	989,319	SPA/RAC

		989,319	

SPC	South Pacific Commission		
	Project	Cost to EF + TF	Co-operating and supporting organisations
*	FP/ /0503-79-15 (2129)	318,009	SPC, SPEC, ESCAP
:	FP/ /5102-82-14 (2371)	1,685,442	SPC; SPEC; ESCAP
:	FP/ /9101-87-89 (2791)	174,136	SPC

		2,177,587	
SPEC	South Pacific Bureau for Economic Cooperation		
	Project	Cost to EF + TF	Co-operating and supporting organisations
*	FP/ /0503-79-15 (2129)	318,009	SPC, SPEC, ESCAP
:	FP/ /5102-82-14 (2371)	1,685,442	SPC; SPEC; ESCAP

		2,003,451	
TVE	Television Trsu for the Environment		
	Project	Cost to EF + TF	Co-operating and supporting organisations
:	FP/ /9101-86-93 (2684)	137,750	TVE

		137,750	
UNDP	United Nations Development Programme		
	Project	Cost to EF + TF	Co-operating and supporting organisations
*	FP/ /0503-75-09 (860)	141,408	DIESA, UNDP
*	FP/ /0503-78-02 (2006)	178,364	UNDP, FAO
*	FP/CR/8201-79-01 (202)	538,208	GOVCUBA through CECT/COMARNA; UNDP; UNESCO

		857,980	
UNEP/COM	USSR Commission for UNEP		
	Project	Cost to EF + TF	Co-operating and supporting organisations
*	FP/ /1105-78-02 (2002)	283,808	UNEP/COM
*	FP/ /5101-83-01 (2420)	210,294	UNEP/COM
:	FP/ /9101-85-01 (2580)	53,550	UNEP/COM, SMLA, IOI

		547,652	
UNESCO	United Nations Educational, Scientific and Cultural Organization		
	Project	Cost to EF + TF	Co-operating and supporting organisations
*	FP/ /0501-73-04 (207)	3,478	UNESCO
*	FP/ /0501-73-06 (276)	21,367	UNESCO
*	FP/ /0501-79-01 (2042)	144,220	UNESCO, IMO, FAO, WMO, WHO, IAEA, DIESA
*	FP/ /0501-80-01 (2141)	70,338	WHO, DIESA, UNIDO, FAO, UNESCO, IMO
*	FP/ /0503-76-01 (729)	347,592	ECE, FAO, IAEA, UNESCO, WHO, UNIDO
*	FP/ME/0503-79-01 (2076)	42,244	FAO; IUCN; UNESCO
*	FP/ /0503-79-08 (2099)	33,808	UNESCO
*	FP/ /0503-79-20 (2143)	54,874	UNESCO
*	FP/ /1106-75-06 (820)	50,636	UNESCO, IAHS
*	FP/ /5101-82-03 (2340)	165,132	WHO; FAO; IMO; UNESCO; IAEA

UNESCO	United Nations Educational, Scientific and Cultural Organization (continued)		
Project	Cost to EF + TF	Co-operating and supporting organisations	
* KA/ /5102-82-07 (2359)	63,274	UNESCO	
* FP/ /5102-83-01 (2375)	185,895	UNESCO; DIESA	
* CR/ /5102-87-04 (2745)	0	UNESCO	
* FP/CR/8201-79-01 (202)	538,208	GOVCUBA through CECT/COMARNA; UNDP; UNESCO	
: ME/ /5102-81-01 (2298)	6,495,812	UNESCO; IOC; WMO; IAEA; FAO; WHO	
: CR/ /5102-87-07 (2787)	90,000	UNESCO	

	8,306,878		

UNIDO	United Nations Industrial Development Organization		
Project	Cost to EF + TF	Co-operating and supporting organisations	
* FP/ /0501-80-01 (2141)	70,338	WHO, DIESA, UNIDO, FAO, UNESCO, IMO	
* FP/ /0503-76-01 (729)	347,592	ECE, FAO, IAEA, UNESCO, WHO, UNIDO	
* FP/ /0503-79-18 (2113)	135,633	UNIDO	
* FP/ /5102-82-11 (2366)	210,602	IMO; UNIDO	

	764,165		

USAID	US Agency for International Development		
Project	Cost to EF + TF	Co-operating and supporting organisations	
* CR/ /5102-84-03 (2486)	69,697	IMO; OAS; USAID	

	69,697		

WHO	World Health Organization		
Project	Cost to EF + TF	Co-operating and supporting organisations	
* FP/ /0501-74-08 (637)	16,176	WHO	
* FP/ /0501-77-01 (1340)	3,194	IMO, WHO, IAEA, FAO	
* FP/ /0501-79-01 (2042)	144,220	UNESCO, IMO, FAO, WMO, WHO, IAEA, DIESA	
* FP/ /0501-80-01 (2141)	70,338	WHO, DIESA, UNIDO, FAO, UNESCO, IMO	
* FP/ /0503-75-05 (849)	97,237	WHO	
* FP/ /0503-75-08 (886)	25,613	WHO	
* FP/ /0503-76-01 (729)	347,592	ECE, FAO, IAEA, UNESCO, WHO, UNIDO	
* FP/ME/0503-76-05 (1131)	578,031	WHO	
* FP/ /0503-77-04 (1354)	39,268	IOC, FAO, WHO	
* FP/ /0503-79-05 (2096)	6,920	WHO	
* FP/ /0503-79-10 (2101)	25,000	WHO	
* ME/ /0503-83-03 (2431)	6,214	WHO/EURO, PAP/RAC	
* FP/ /5101-82-03 (2340)	165,132	WHO; FAO; IMO; UNESCO; IAEA	
* FP/CR/5102-80-07 (2168)	818,036	CARICOM; WHO/PAHO	
: ME/ /5102-81-01 (2298)	6,495,812	UNESCO; IOC; WMO; IAEA; FAO; WHO	
: FP/WA/5102-82-20 (2365)	1,187,047	FAO; IOC; WHO; IAEA	

	10,025,830		

WIDCAST Wider Caribbean Sea Turtle Recovery Team/Monitor International		
Project	Cost to EF + TF	Co-operating and supporting organisations
: CR/ /5102-86-04 (2709)	27,000	WIDCAST

	27,000	
WMO World Meteorological Organization		
Project	Cost to EF + TF	Co-operating and supporting organisations
* FP/ /0501-74-09 (590)	195,750	IOC, WMO
* FP/ /0501-74-10 (250)	11,133	IOC, WMO
* FP/ /0501-79-01 (2042)	144,220	UNESCO, IMO, FAO, WMO, WHO, IAEA, DIESA
* FP/ /0503-75-06 (852)	31,785	IOC, WMO
* FP/ /1200-75-01 (941)	78,361	WMO
* FP/ /1200-75-02 (942)	56,702	WMO, ESCAP
* FP/ /1301-78-02 (1305)	214,069	IOC; WMO
* FP/ /5101-77-02 (1241)	44,147	WMO; IOC
: FP/ /0503-76-03 (1029)	173,444	IOC, WMO
: ME/ /5102-81-01 (2298)	6,495,812	UNESCO; IOC; WMO; IAEA; FAO; WHO

	7,445,423	
WRI World Resources Institute		
Project	Cost to EF + TF	Co-operating and supporting organisations
: FP/ /9101-87-91 (2786)	100,409	WRI

	100,409	

7. TRUST FUNDS SUPPORTING THE REGIONAL SEAS PROGRAMME

(as at 30 June 1990)

Financial self sufficiency is the ultimate goal in the development of the actions plans sponsored by UNEP as part of the Regional Seas Programme. In order to achieve this goal, the establishment of special trust funds supporting the implementation of the regional action plans and servicing the regional conventions is advocated by UNEP.

This section of the Compendium summarizes the basic facts about those UNEP-administered trust funds supporting the regional activities under the Regional Seas Programme. Contributions from Trust Funds administered by other regional organisations are reflected as counterpart contributions of specific projects.

A. TRUST FUND FOR THE PROTECTION AND DEVELOPMENT OF THE MARINE ENVIRONMENT AND COASTAL AREAS OF BAHRAIN, IRAN, IRAQ, KUWAIT, OMAN, QATAR, SAUDI ARABIA AND THE UNITED ARAB EMIRATES (KAP/TF)

Established: At the request of the Kuwait Regional Conference of Plenipotentiaries on the Protection and Development of the Marine Environment and the Coastal Areas (Kuwait, 15-23 April 1978) by Decision 6/13D of UNEP Governing Council (1978) for a two and one-half year period through 31 December 1980.

Extended:

- until 31 December 1981 by Decision 9/26 of UNEP Governing Council (1981)
- until 31 December 1983 by Decision 10/27 of UNEP Governing Council (1982)
- until 31 December 1985 by Decision 11/10 of UNEP Governing Council (1983)
- until 31 December 1987 by Decision 13/34 of UNEP Governing Council (1985)
- until 30 June 1989 by Decision 14/34 of UNEP Governing Council (1987)
- until 30 June 1991 by Decision 15/43 of UNEP Governing Council (1989)

Managed by: UNEP

Status in US\$:

Year	Assessment(1)	Collected
1978	1,164,000	224,943
1979	2,328,000	1,697,255
1980	2,328,000	1,964,108
1981	-	341,343
1988	-	-
1989	-	50,000
TOTAL	5,820,000	4,277,649

(1) Assessed contributions at the Kuwait Regional Conference of Plenipotentiaries on the Protection and Development of the Marine Environment and the Coastal Areas, Kuwait, 15-23 April 1978 (Final Act of the Kuwait Regional Conference of Plenipotentiaries on the Protection and Development of the Marine Environment and the Coastal Areas, UNEP, 1978).

B. TRUST FUND FOR THE PROTECTION OF THE MEDITERRANEAN SEA AGAINST POLLUTION (MED/TF)

Established: At the request of the Intergovernmental Review Meeting of Mediterranean Coastal States and First Meeting of the Contracting Parties to the Barcelona Convention (Geneva, 5-10 February 1979) by Decision 7/14D of UNEP Governing Council (1979) for a two year period through 31 December 1980.

Extended:

- until 31 December 1982 by Decision 9/26 of UNEP Governing Council (1981)
- until 31 December 1983 by Decision 10/27 of UNEP Governing Council (1982)
- until 31 December 1985 by Decision 11/10 of UNEP Governing Council (1983)
- until 31 December 1987 by Decision 13/34 of UNEP Governing Council (1985)
- until 31 December 1989 by Decision 14/34 of UNEP Governing Council (1987)
- until 31 December 1991 by Decision 15/43 of UNEP Governing Council (1989)

Managed by: UNEP

Status in US\$:

Year	Assessment	Collected
1979	1,638,655 (1)	1,119,790
1980	1,638,655 (1)	1,454,029
1981	1,888,528 (2)	1,824,858
1982	2,613,308 (2)	3,425,825
1983	2,803,129 (3)	2,231,005
1984	2,943,285 (4)	2,434,404
1985	3,090,450 (4)	3,568,345
1986	3,244,973 (5)	2,382,782
1987	3,407,221 (5)	2,470,179
1988	3,588,036 (6)	3,869,396
1989	3,767,438 (6)	3,173,246
1990	3,333,560 (7)	2,380,040
1991	3,500,233 (7)	-
TOTAL	37,457,476	30,333,899

- (1) Assessed contributions at the Intergovernmental Review Meeting of Mediterranean Coastal States and First Meeting of the Contracting Parties to the Barcelona Convention, Geneva, 5-10 February 1979 (UNEP/IG.14/9), including correction relevant to Albania.
- (2) Assessed contributions at the Second Meeting of the Contracting Parties to the Convention for the Protection of the Mediterranean Sea against Pollution and its related Protocols and Intergovernmental Review Meeting of Mediterranean Coastal States on the Action Plan, Cannes 2-7 March 1981 (UNEP/IG.23/11), including correction relevant to Albania.
- (3) Assessed contributions at the Extraordinary Meeting of the Contracting Parties to the Convention for the Protection of the Mediterranean Sea against Pollution and its related Protocols, Dubrovnik, 28 February - 4 March 1983 (UNEP/IG.43/6).
- (4) Assessed contributions at the Extraordinary Meeting of the Contracting Parties to the Convention for the Protection of the Mediterranean Sea against Pollution and its related Protocols, Athens 10 - 13 April 1984 (UNEP/IG.49/5).

- (5) Assessed contributions at the Fourth Meeting of the Contracting Parties, Genoa 9 - 13 September 1985 (UNEP/IG.56/5).
- (6) Assessed contributions at the Fifth Meeting of the Contracting Parties, Athens 7-11 September 1987 (UNEP/IG.74/5).
- (7) Assessed contributions at the Sixth Meeting of the Contracting Parties, Athens, 3-6 October 1989 (UNEP/IG.1/5)

The special contribution of the Government of Greece (pledged at meetings referred to in notes 2 to 6 above) not included in the above figures. Status of this pledge:

Year	Assessment	Collected
1982	400,000 (2)(3)	400,000
1983	450,000 (3)	400,000
1984	400,000 (3)	400,000
1985	400,000 (3)	400,000
1986	400,000 (5)	400,000
1987	400,000 (5)	400,000
1988	400,000 (6)	400,000
1989	400,000 (6)	400,000
1990	400,000 (7)	-
1991	400,000 (7)	-
TOTAL	4,050,000	3,200,000

C. TRUST FUND FOR THE PROTECTION AND DEVELOPMENT OF THE MARINE ENVIRONMENT AND COASTAL AREAS OF THE WEST AND CENTRAL AFRICAN REGION (WACAF/TF)

Established: At the request of the Conference of Plenipotentiaries on Co-operation in the Protection and Development of the Marine and Coastal Environment of the West and Central African Region (Abidjan, 16 - 23 March 1981) by decision 9/26 of the UNEP Governing Council (1981) for a two-year period extending to 31 December 1983.

Extended: - until 31 December 1985 by Decision 11/10 of UNEP Governing Council (1983)
 - until 31 December 1987 by Decision 13/34 of UNEP Governing Council (1985)
 - until 31 December 1989 by Decision 14/34 of UNEP Governing Council (1987)
 - until 31 December 1991 by Decision 15/43 of UNEP Governing Council (1989)

Managed by: UNEP

Status in US\$:

Year	Assessment	Collected
1982	962,900 (1)	40,893
1983	1,444,350 (1)	15,410
1984	- (2)	118,518
1985	- (2)	323,971
1986	1,000,100 (3)	14,728
1987	1,000,100 (4)	35,143
1988	- (4)	17,346
1989	-	451,232
1990	1,000,100	87,292
TOTAL	5,407,550	1,104,533

-
- (1) Assessed contributions at the Conference of Plenipotentiaries on Co-operation in the Protection and Development of the Marine and Coastal Environment of the West and Central African Region, Abidjan, 16 - 23 March 1981 (UNEP/IG.22/7 - UNEP 1983).
 - (2) Assessed contributions not determined.
 - (3) Assessed contributions at the First Meeting of the Contracting Parties to the Convention for Co-operation in the Protection and Development of the Marine and Coastal Environment of the West and Central African Region, Abidjan, 18 - 20 April 1985 (UNEP/IG 59/6 AND UNEP/IG 58/5).
 - (4) Decision that pledges for 1987 be cancelled and no pledges be made for 1988-1989 at Second Meeting of the Contracting Parties, 25 January 1989 (para 21c of UNEP(OCA)/WACAF IG.315).

D. TRUST FUND FOR THE IMPLEMENTATION OF THE ACTION PLAN FOR THE CARIBBEAN ENVIRONMENT PROGRAMME (CAR/TF)

Established: At the request of the Intergovernmental Meeting of the Action Plan for the Caribbean Environment Programme (Montego Bay, 6 - 8 April 1981) by Decision 9/26 of the UNEP Governing Council (1981) for a two-year period extending to 31 December 1983.

Extended:

- until 31 December 1985 by Decision 11/10 of UNEP Governing Council (1983)
- until 31 December 1987 by Decision 13/34 of UNEP Governing Council (1985)
- until 31 December 1989 by Decision 14/34 of UNEP Governing Council (1987)
- until 31 December 1991 by Decision 15/43 of UNEP Governing Council (1989)

Managed by: UNEP

Status in US\$:

Year	Assessment	Collected
1982	554,615(1)	120,279
1983	740,762(1)	723,675
1984	561,793(2)	473,447
1985	767,215(2)	561,001
1986	461,218(3)	337,786
1987	619,345(3)	429,063
1988	499,101(4)	405,513
1989	633,667(4)	676,140
1990	956,229(5)	166,086
1991	1,092,989(5)	-
TOTAL	6,886,934	3,915,535

- (1) Assessed contributions at the Intergovernmental Meeting on the Action Plan for the Caribbean Environment Programme, Montego Bay, 6 - 8 April 1981 (UNEP/IG.27/3) - includes UK contribution of \$39,000.
- (2) Assessed contributions at the Second Intergovernmental Meeting on the Action Plan for the Caribbean Environment Programme, Cartagena de Indias, 24 - 26 March 1983 (UNEP/IG.42/3)
- (3) Assessed contributions at the Third Intergovernmental Meeting on the Action Plan for the Caribbean Environment Programme, Cancun, 24 - 26 April 1985 (UNEP/IG.55/4)
- (4) Assessed contributions at the Fourth Intergovernmental Meeting, Guadeloupe 21-23 October 1987 (UNEP(OCA)/CAR. IG 1/5)
- (5) Assessed contributions at the Fifth Intergovernmental Meeting, Kingston, Jamaica, January 1990 (UNEP(OCA)/CAR.IG.6/6)
- (6) Not included in the tables were counterpart contributions made by U.S.A. and France in 1987 (\$20,000 and \$62,672 respectively) and in 1988 by U.S.A. (\$70,795). Contributions for 1989 were for USA: \$136,456 and for France: \$ 23,437. Contributions for 1990-1991 are not known at present.

- (7) The special contribution of the Government of Jamaica (pledged at meetings referred to in notes above) are not included in the above figures. Status of this pledge:

Year	Pledged	Collected
1986	42,125	42,125
1987	40,310	40,310
1988	45,330	45,330
1989	46,500	66,978
1990	51,500	-
TOTAL	225,765	194,743

E. TRUST FUND FOR THE IMPLEMENTATION OF THE ACTION PLAN FOR THE EAST ASIAN SEAS (EAS/TF)

Established: At the request of the Intergovernmental Meeting of the Action Plan for the Caribbean Environment Programme (Montego Bay, 6 - 8 April 1981) by Decision 9/26 of the UNEP Governing Council (1981) for a two-year period extending to 31 December 1983.

Extended:

- until 31 December 1985 by Decision 11/10 of UNEP Governing Council (1983)
- until 31 December 1987 by Decision 13/34 of UNEP Governing Council (1985)
- until 31 December 1989 by Decision 14/34 of UNEP Governing Council (1987)
- until 31 December 1991 by Decision 15/43 of UNEP Governing Council (1989)

Managed by: UNEP

Status in US\$:

Year	Assessment	Collected
1982	86,000 (1)	86,000
1983	86,000 (1)	67,000
1984	86,000 (2)(3)	53,000
1985	86,000 (2)(3)	109,600
1986	92,700 (4)	74,200
1987	92,700 (5)	57,800
1988	92,700	104,800
1989	92,700 (6)	116,133
1990	94,600 (7)	20,900
1991	92,700 (8)	-
TOTAL	902,100	689,433

- (1) Pledged at Intergovernmental Meeting on the East Asian Seas Action Plan, Bangkok, 9 - 11 December 1981 (UNEP/IG.31/6)
- (2) Pledged as the minimum level of expected contributions at Second Meeting of the Co-ordinating Body on the Seas of East Asia, Yogyakarta, 25-26 March 1983 (UNEP/IG.44/11)
- (3) Pledged as the minimum level of the expected contributions at Third Meeting of the Co-ordinating Body on the Seas of East Asia, Genting Highlands, Malaysia, 5 - 6 April 1984 (UNEP/IG.52/10)
- (4) Pledged at the Fifth Meeting of the Co-ordinating Body on the Seas of East Asia, Singapore, 25-26 March 1983 (UNEP/IG.65/12)
- (5) Pledged at the Sixth Meeting of the Co-ordinating Body on the Seas of East Asia, Bangkok, 27 - 29 April 1987 (UNEP/IG.77/4)
- (6) Awaiting confirmation of Government of Thailand - see Report of the Seventh Meeting of the Co-ordination Body on the Seas of East Asia, Yogyakarta, 17-19 July 1988 (UNEP(OCA)/EAS IG 1/4)

- (7) Pledged at the Eighth Meeting of the Co-ordinating Body on the Seas of East Asia, Badar Seri Begawan, Brunei Darussalam, 14-16 June 1989:
- (8) The special contribution of the ASEAN Council of Petroleum pledged at the Seventh Meeting of COBSEA is as follows:

Year	Pledged	Collected
1988	2,000	2,000

F. TRUST FUND FOR THE IMPLEMENTATION OF THE ACTION PLAN FOR THE EASTERN AFRICAN REGION (EAF/TF)

Established: At the request of the Conference of Plenipotentiaries on the Protection, Management and Development of the Marine and Coastal Environment of the Eastern African Region (Nairobi, 17-21 June 1985) by Decision 13/34 of the UNEP Governing Council (1985) for a two-year period extending to 31 December 1987.

Extended: - until 31 December 1989 by Decision 14/34 of UNEP Governing Council (1983)
 - until 31 December 1991 by Decision 15/43 of UNEP Governing Council (1989)

Managed by: UNEP

Status in US\$:

Year	Assessment	Collected
1986	250,050(1)	62,500
1987	312,058(1)	-
1988	-	54,400
1989	-	-
1990	250,050(2)	78,000
1991	312,058(2)	-
TOTAL	1,124,216	195,800

(1) Pledged at the Conference of the Plenipotentiaries on the Protection, Management and Development of the Marine and Coastal Environment of the Eastern African Region, Nairobi, 17-21 June 1985

(2) Pledged at the First Intergovernmental Meeting on the Action Plan for the Eastern African Region, Nairobi, 8-9 November 1989

8. APPROPRIATIONS, EXPENDITURES AND COMMITMENTS RELEVANT TO 51 (OCEANS) BUDGET LINE

(as at 30 June 1990)

This section of the Compendium compares the Environment Fund appropriations made by UNEP's Governing Council for the 51 (Oceans) budget line with expenditures and commitments of the Environment Fund against the projects described in Sections 1, 2 and 3 of this document. Note that the amounts indicated under appropriations in most years do not correspond to the actual allocations provided to the Oceans budgetline which explains the difference between the left and the right columns of the table below.

Year	Appropriation allocated by Decision of UNEP GC	Reference to Appropriation Decision made by the Governing Council of UNEP	Expenditures/Commitments
1974	600,000	Decision 3(I); UNEP/GC/10 Annex 1,40 page 20	140,410
1975	2,300,000	Decision 36(III); UNEPGC/55, page 115	1,044,103
1976	3,600,000	Decision 70(IV); UNEP GC/85, page 149	1,911,018
1977	3,150,000		2,702,044
1978	4,000,000	Decision 6/130; UNEP/GC.6/19, page 150	2,935,978
1979	5,000,000	Decision 7/14C; UNEP/GC.7/19, page 1273,	162,686
1980	3,650,000	Decision 8/18; UNEP GC.8/10, page 154	3,043,553
1981	3,850,000		3,062,463
1982	4,700,000	Decision 9/23; UNEP/GC.9/15, page 156 reconfirmed by	1,824,066
1983	5,800,000	Decision 10/27; UNEP/GC.10/14, page 127	4,623,179
1984	7,400,000	Decision 11/10; UNEP/GC.11/18, Annex I, page 37	2,052,889
1985			2,585,034
1986	6,780,000	Decision 13/13; UNEP/GC.13/16 Annex I, page 81	1,981,668
1987			3,325,082
1988	6,900,000	Decision 14/36, UNEP/GC.14/16 Annex I, page 98	2,524,272
1989			3,288,569
1990	7,000,000	Decision 15/20, UNEP/GC.15/9/Add.1 page 42	2,335,489
1991			232,463

ANNEX I ACRONYMS AND ABBREVIATIONS OF IMPLEMENTING AGENCIES

ALECSO	Arab League Educational, Cultural and Scientific Organization
BP/RAC	Regional Activity Centre for the Blue Plan, Sophia Antipolis
CARICOM	Caribbean Community Secretariat
CCA	Caribbean Conservation Association
CPPS	Permanent Commission for the South Pacific
CRU/UEA	Climatic Research Unit, University of East Anglia, United Kingdom
DIESA	Department of International Economic and Social Affairs of the United Nations
ECE	Economic Commission for Europe of the United Nations
ECLAC	Economic Commission for Latin America and the Caribbean of the United Nations
ESCAP	Economic and Social Council for Asia and the Pacific of the United Nations
FAO	Food and Agriculture Organization of the United Nations
GOVCUBA	Government of Cuba
GOVFRAN	Government of France
GOVGREE	Government of Greece
GOVINDO	Government of Indonesia
GOVIRAN	Government of Iran
GOVMALA	Government of Malaysia
GOVMEXI	Government of Mexico
GOVPHIL	Government of Philippines
GOVSING	Government of Singapore
GOVSRIL	Government of Sri Lanka
GOVTHAI	Government of Thailand
GOVENE	Government of Venezuela
GUELPH	University of Guelph, Canada
IAEA	International Atomic Energy Agency
IAHS	International Association of Hydrological Sciences
IATTC	Inter-American Tropical Tuna Commission
ICES	International Council for the Exploration of the Sea
ICSU	International Council of Scientific Unions
IJO	International Juridical Organization
IMO	International Maritime Organization
INDEREN	Instituto Nacional de los Recursos Naturales Renovables y del Ambiente
IOC	Intergovernmental Oceanographic Commission of UNESCO
IOI	International Ocean Institute
IUCN	International Union for the Conservation of Nature and Natural Resources
JCU	James Cook University, Australia
MWPR	Mediterranean Workshop for Prospective Research
NIO	National Institute of Oceanography of India
OAS	Organization of American States
PAP/RAC	Regional Activity Centre for Priority Action Programme, Split
SCAR	Scientific Committee on Antarctic Research
SIERRA	Sierra Club
SMLA	Soviet Maritime Law Association
SOGESTA	Societa di Gestione Studi e Tecnologie Avanzate
SPA/RAC	Regional Activity Centre for Specially Protected Areas, Tunisia
SPC	South Pacific Commission
SPEC	South Pacific Bureau for Economic Cooperation
TVE	Television Trsu for the Environment
UNDP	United Nations Development Programme
UNEP/COM	USSR Commission for UNEP
UNESCO	United Nations Educational, Scientific and Cultural Organization
UNIDO	United Nations Industrial Development Organization
USAID	US Agency for International Development
WHO	World Health Organization
WIDCAST	Wider Caribbean Sea Turtle Recovery Team/Monitor International
WMO	World Meteorological Organization
WRI	World Resources Institute