

# INDONESIA SDGs Implementation Planning Process and Status

Novy Farhani

Anna Mutiara Krisdiana

Rotua Lelawaty Simamora

*Ministry of Environment and Forestry*



Regional Workshop on the Development and Finalization of the Outlook on  
COBSEA Sustainable Development

Manila, 11-12 December 2019




# Indonesia SDGs Planning Proccess and Status (1)

Primary targets	Primary indicators	Status & Progress
<p><b>14.1</b> <b>Prevent and significantly reduce marine pollution of all kinds</b></p>	<p>14.1.1 <i>Index of coastal eutrophication and floating plastic debris density</i></p>	<p><b>Marine litter</b></p> <ul style="list-style-type: none"> <li>• Presidential Decree 83/2018: National Plan of Action on Marine Debris 2018-2025</li> <li>• Local government regulation on Implementation of Plastic bag waste Reduction (19 cities, and 1 province)</li> <li>• Guidelines on Marine Litter Monitoring</li> <li>• Initial baseline of Marine Plastic Waste; 0,49-0,86 MT/yr</li> <li>• Conduct Marine Litter (Beach Litter) Monitoring in 2017 (18 cities), 2018 (6 cities), 2019 (23 cities)</li> <li>• Coastal Clean Up in 36 locations (2017-019)</li> <li>• MoEF as a Custodian Agency of Marine Litter Data (Head of Geospatial Information Agency Decree No. 27/2019)</li> </ul> <p><b>Other land-based sources of pollution</b></p> <ul style="list-style-type: none"> <li>• Presidential Decree 109/2006 on Emergency Respond for Oil Spill</li> <li>• Ministry of Environment and Forestry (MoEF) Ocean Oil Spill Patrol (2019)</li> <li>• MoEF as a Custodian Agency of Sea water Quality Data, Oil Spill Data (Head of Geospatial Information Agency Decree No. 27/2019)</li> <li>• Permit on Wastewater Discharge into Sea (IPLC)</li> <li>• Seawater Quality Monitoring in 32 Provinces (2019)</li> <li>• Developed Sea water Index Quality</li> <li>• Developing Ocean Health Index</li> <li>• Environmental Performance Evaluation of Sea Ports (Proper Pelabuhan)</li> </ul>




# Indonesia SDGs Planning Process and Status (2)

Primary targets	Primary indicators	Status & Progress
<p><b>14.2</b> <i>Sustainably manage and protect marine and coastal ecosystems to avoid significant adverse impacts</i></p>	<p>14.2.1 <i>Proportion of national exclusive economic zones managed using ecosystem-based approaches</i></p>	<ul style="list-style-type: none"> <li>● RZWP3K of 21 Provinces ('ICZM')</li> <li>● Capacity Building on Beach Litter Monitoring for Local Stakeholders (1 Province in 2019)</li> <li>● RC3S</li> <li>● Coral Reefs Transplantation in 27 locations (2015 - 2019)</li> </ul>

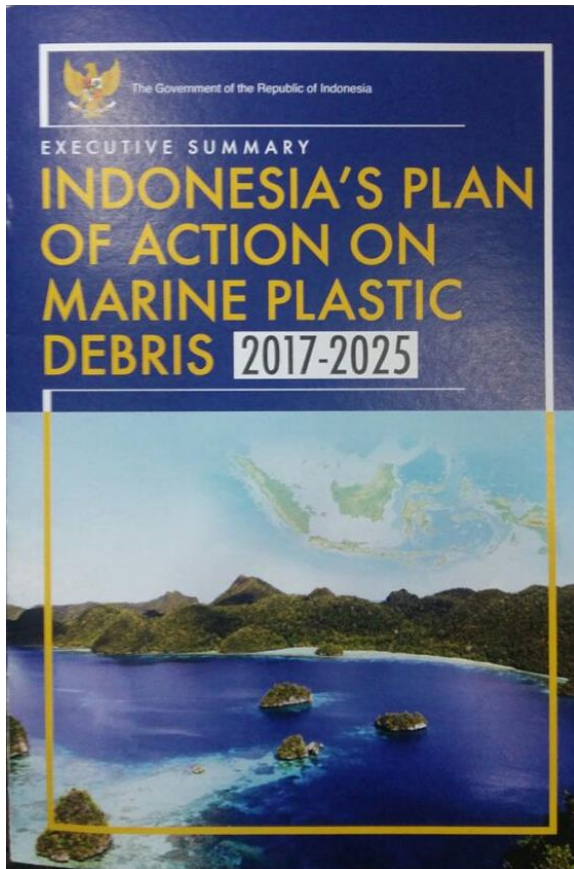


# Indonesia SDGs Planning Process and Status (3)

Primary targets	Primary indicators	Status & Progress
<b>14.5</b> <b><i>Conserve at least 10 per cent of coastal and marine areas</i></b>	14.5.1 <i>Coverage of protected areas in relation to marine areas</i>	<ul style="list-style-type: none"><li>• MPAs (2019) : 6.98 % (22.68 M ha) achieve the target (10%) of 2030</li><li>• 27 MPAs has been established (2019)</li></ul>



# National Action Plan on Plastic Waste Management



- **5 pillars**
  1. Improving behavior change
  2. Reducing land-based discharges
  3. Reducing sea-based discharges and leakage
  4. Reducing plastic production and use
  5. Enhancing financing mechanisms, policy reform and law enforcement
- **Coordination between institutions responsible for waste management.**
- **Application of technology to control plastic debris**
- **Public awareness to reduce, recycle and reuse plastic**



The preliminary baseline is based on research from NPAP, World Bank, and LIPI



**Plastic waste**  
**0.49 - 0.86 million tons**  
**per year**  
Leaked into the sea/ocean

## Achievements So Far (October 2018 – September 2019)

**1** 3.8 % reduction from behavioral change movements

*Clean Indonesia Movement, Indonesia Beach School, Clean-up Actions, etc.*

**2** 2.8 % reduction of land-based leakage & SWM

*River clean-up systems, Plastic to Fuel, Plastic-tar Roads, Waste to Energy, Integrated Waste Management Model*

**3** 1.7 % reduction of sea-based leakage

*Waste management & monitoring at Marine Tourism Sites and Commercial Vessels*

**4** 2.7 % reduction on single use plastics

*Public Private partnerships, National Plastic Action Plan (NPAP), Use of Recycled Plastics, Stopping Illegal Importing of Plastic Wastes*

**5** 0.2 % reduction single use plastics from use of biodegradables

*National Standard for Biodegradable plastics, Increased production of biodegradables, Increased Research on impacts of microplastics*



Plastic Tar Road



Waste to Energy



Beach Clean Up



River Clean Up System



Citarum



Accumulating to about 11.2% of preliminary joint baseline range (0.49-0.68 Million Tonnes per year),




# RZWP3K established in 21 Provinces ('ICZM')

1. Sulawesi Utara: Perda No. 1 tahun 2017 (14 Maret 2017)
2. Sulawesi Barat: Perda No. 6 Tahun 2017 (30 Okt 2017)
3. NTB: Perda No. 12 Tahun 2017 (10 Nov 2017)
4. NTT: Perda No. 4 Tahun 2017 (13 Nov 2017)
5. Sulawesi Tengah: Perda No. 10 Tahun 2017 (22 Des 2017)
6. Jawa Timur: Perda No. 1 Tahun 2018 (5 Feb 2018)
7. Lampung: Perda No. 1 Tahun 2018 (15 Jan 2018)
8. Sumatera Barat: Perda No. 2 Tahun 2018 (26 Feb 2018)
9. Maluku : Perda No. 1 Tahun 2018 (7 Agustus 2018)
10. Maluku Utara : Perda No. 2 Tahun 2018 (27 Agustus 2018)
11. Kalimantan Utara: Perda No. 4 Tahun 2018 (14 Agustus 2018)
12. DIY : Perda No. 9 Tahun 2018 (24 Sept 2018)
13. Kalimantan Selatan : Perda No. 13 Tahun 2018 (16 Juli 2018)
14. Gorontalo : Perda No. 4 Tahun 2018 (26 September 2018)
15. Jawa Tengah : Perda No. 13 Tahun 2018 (21 Desember 2018)
16. Kalimantan Barat : Perda No. 1 Tahun 2019 (16 Januari 2019)
17. Kalimantan Tengah : Perda No. 1 Tahun 2019 (8 Januari 2019)
18. Jawa Barat : Perda No. 5 Tahun 2019 (25 Februari 2019)
19. Sumatra Utara : Perda No. 4 Tahun 2019 (18 Maret 2019)
20. Sulawesi Tenggara : Perda No. 9 Tahun 2018 (31 Desember 2018)
21. Sulawesi Selatan : Perda No. 2 Tahun 2019



# Overview of COBSEA Outlook





# Overview of policy/planning frameworks and targets in COBSEA countries (Tabel 7, p.23)

	SDG target 14.1, Strategic Directions 2018-2022 theme 1, RAP MALI	SDG targets 14.2 and 14.5, Strategic Directions 2018-2022 theme 2	National development plans and strategies linked to SDGs
<b>Indonesia</b>	<ul style="list-style-type: none"> <li>• National Plan on Marine Plastic Debris management 2018-2025;</li> <li>• Presidential Decree 83/2018</li> <li>• Draft policy on marine litter monitoring</li> <li>• MoEF as a Custodian Agency of Marine Litter Data</li> </ul>	<ul style="list-style-type: none"> <li>• Establish 6.5% of waters (200,000 km<sup>2</sup>) as designated conservation areas by 2018;</li> <li>• Restore more than 18,000 m<sup>2</sup> of damaged coral reefs in West Papua;</li> <li>• Coastal erosion and coastal zone protection in NDC</li> <li>• Coral Reefs Transplantation in 27 locations (2018-2019)</li> <li>• Capacity Building on Beach Litter Monitoring for Local Stakeholders</li> <li>• RZWP3K (Coastal Zoning Plan/ICZM)</li> </ul>	<ul style="list-style-type: none"> <li>• National Medium Term Development Plan 2018-2019</li> <li>• National Medium Term Development Plan 2020-2024</li> </ul>



# Thank you

