

PROGRAMME
PERFORMANCE
REPORT 2016–2017



2016–2017

Published by the UN Environment Programme

Copyright © April 2018

Photo credits: All images © Shutterstock Images unless otherwise specified on individual photos

Design and layout: Jennifer Odallo, UNON


Printing: UNON Publishing Services Section, ISO 14001:2004-certified

Job no.: 18-00506/April 2018



United Nations
Environment Programme

Programme Performance Report 2016–2017



CONTENTS

1

OVERVIEW

8

CLIMATE CHANGE

18

DISASTERS AND CONFLICTS

24

ECOSYSTEM MANAGEMENT

32

ENVIRONMENTAL GOVERNANCE

40

CHEMICALS AND WASTE

46

RESOURCE EFFICIENCY

54

ENVIRONMENT UNDER REVIEW

63

FINANCIAL OVERVIEW

68

ORGANIZATIONAL EFFECTIVENESS

UN Environment Programmes's results framework





Our products and services give us a broad array of tools to catalyse change in response to demand.

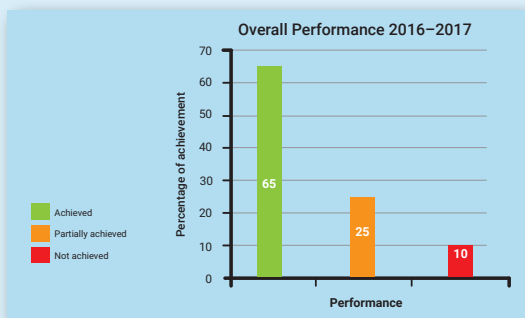
We partner with United Nations sister agencies, secretariats of multilateral environmental agreements and other strategically placed institutions, including private sector, driven by the potential impact leveraged from each opportunity.

UN Environment Programme is the lead organization to coordinate environmental matters within the United Nations system. We produce environmental assessments and analyses, norms, guidelines and methods for use by stakeholders looking for guidance on how to effectively manage the environment for their sustainable development and economic growth. With a global remit, some 870 staff and a 2016–2017 expenditure of \$954 million, our ability to achieve significant impact is based on partnerships—integral to the organization’s strategy to place environment and sustainable development, at the heart of everything we do.

We are committed to strengthening our operations to enforce results-based management.

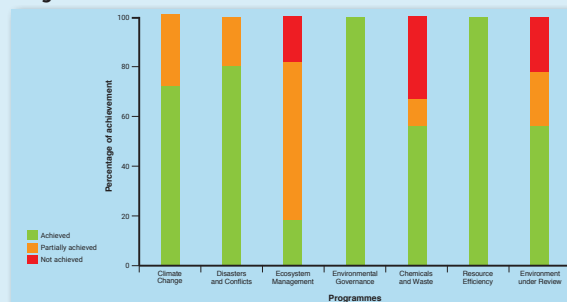
OVERALL PERFORMANCE METRICS

Overall performance 2016–2017




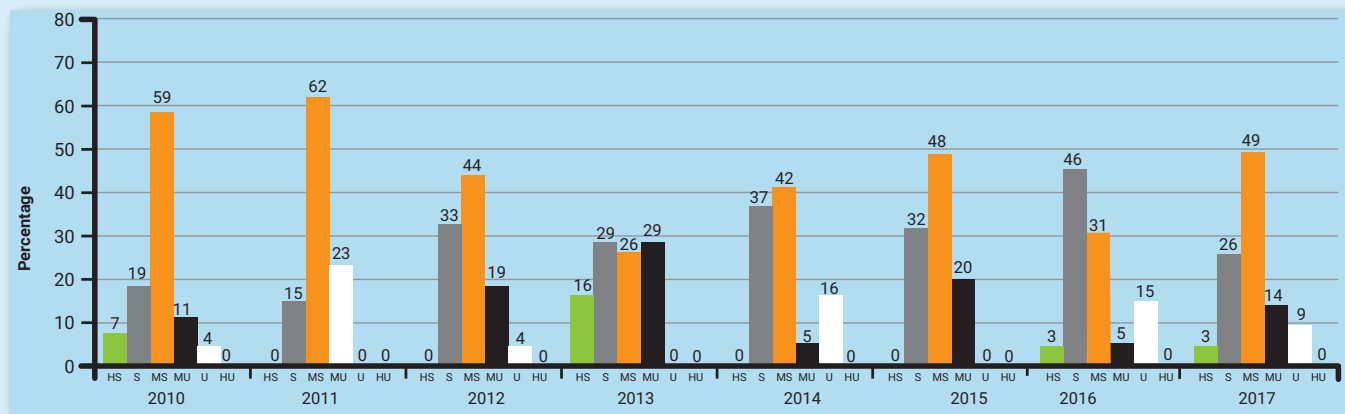
65 per cent of indicator targets were met in 2016–2017 biennium.

Status of achievement of indicator targets in the Programme of work



The majority of results in each Programme have been achieved and where not, adaptive measures have been taken to improve future performance.


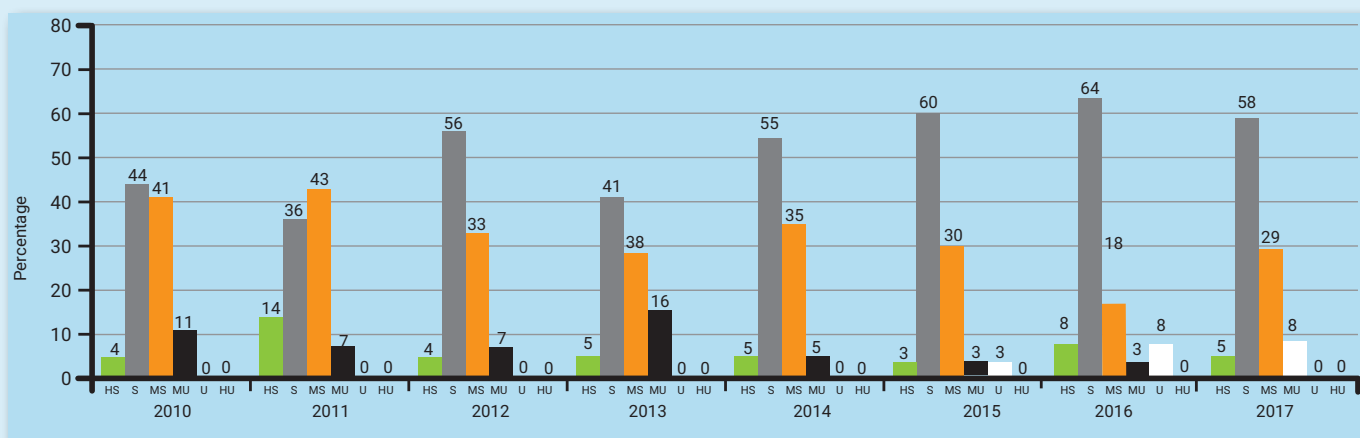
Evaluation findings showing overall sustainability of outcome by year 2010-2017



The proportion of projects that received a 'Satisfactory' or better rating for the extent to which project outcomes are sustained / replicated increased from 34% in 2014-2015 to 39% of projects in 2016-2017.


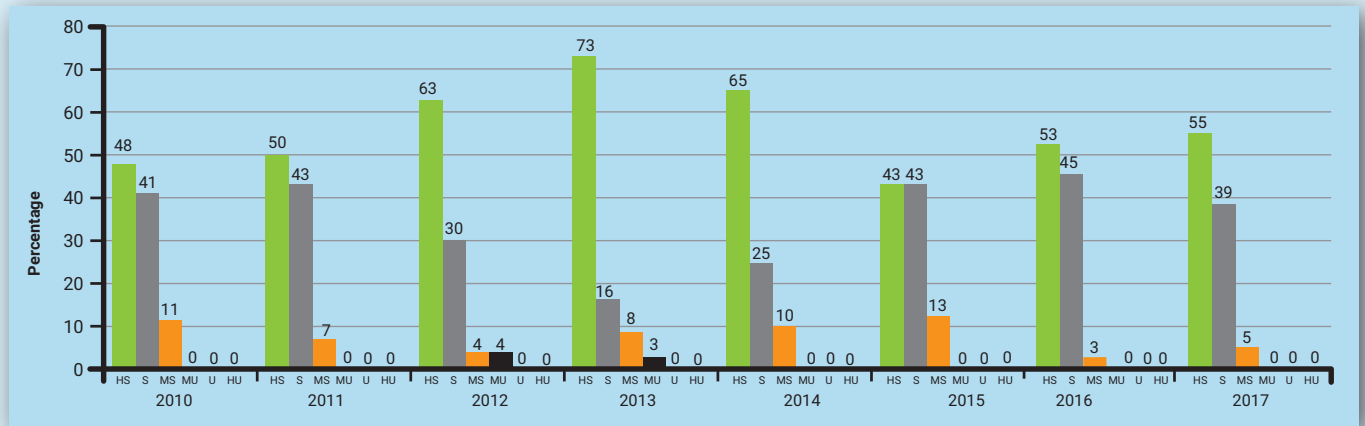
The likelihood of impact achievement was considered 'Highly Likely' or 'Likely' in only 41% of the projects evaluated in 2016-2017 whilst this shows a small reduction compared to the previous biennium (47%) it highlights the need for a much larger proportion of projects designs and implementation actions to focus on, and invest more in, shaping the change processes that lead to higher level results.

Evaluation findings showing overall performance by year




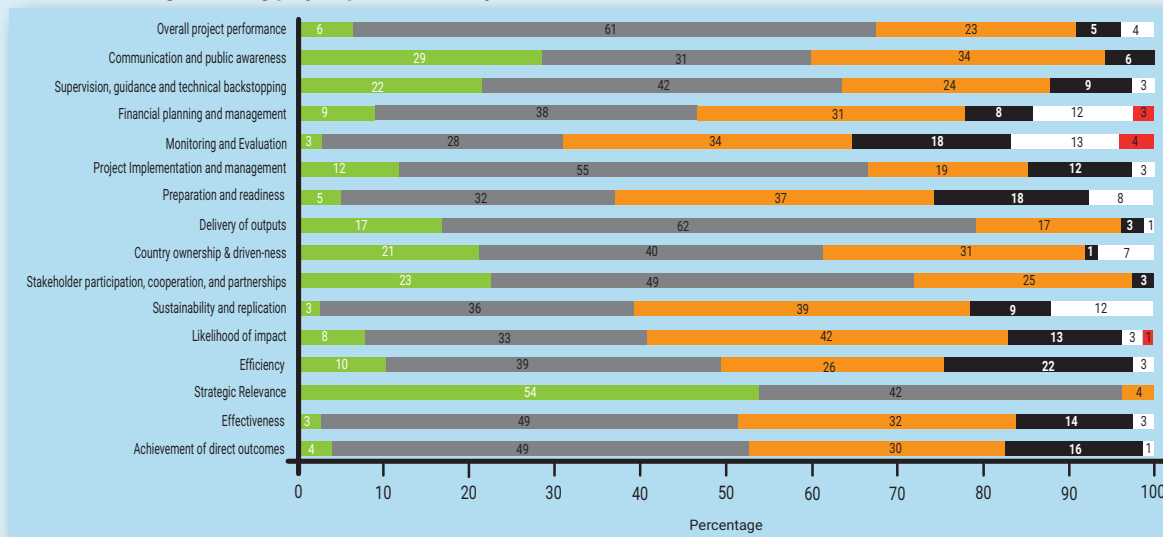
In the 2016 – 2017 biennium the Evaluation Office completed more than eighty evaluations of UN Environment Programme interventions. More than two thirds (67%) of projects had an evaluation rating of 'Satisfactory' or better for their overall performance, a 12% increase on the previous biennium.

Evaluation findings showing strategic relevance by year



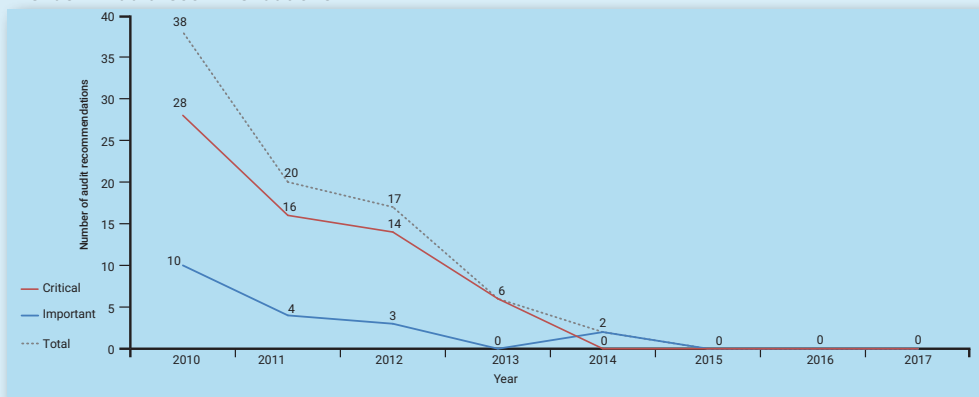
'Strategic relevance' remains the evaluation criterion that attains the highest ratings, with this biennium having 100% of the projects evaluated being rated as 'Satisfactory' or better. The figure shows how projects have been rated for their relevance over the past eight years (2010-2017). The criterion focusses on alignment of the intervention's intentionality with respect to: strategic and thematic priorities; regional, sub-regional and / or national environmental priorities; the needs and priorities of the target groups; and complementarity to other recent, ongoing or planned interventions in the project area.

Evaluation findings showing project performance by evaluation criteria 2010-2017



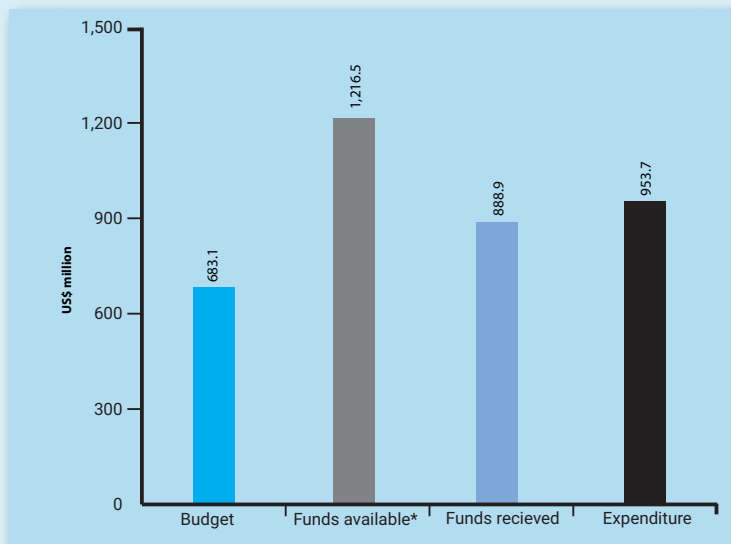
Some trends established in previous biennia continue; the aggregate project performance against a few evaluation criteria show low performance levels, implying that these are areas that still require more attention if performance is to be enhanced and sustained. These include: 'project preparation and readiness', 'financial planning and management', and 'monitoring and reporting'.

Trends in Audit recommendations



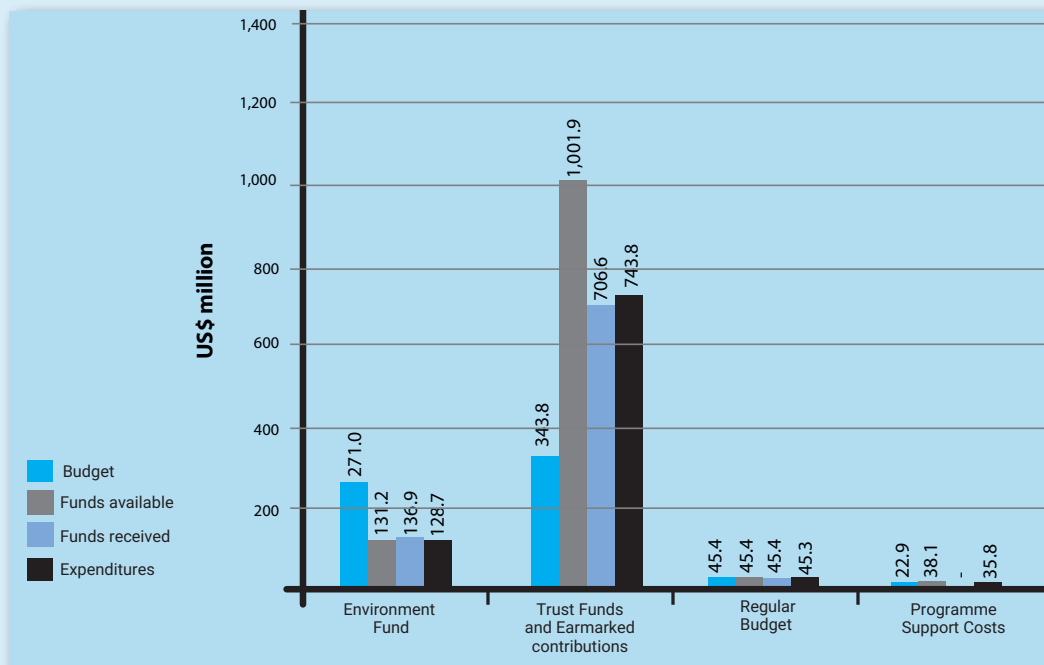
Audit recommendations in the categories of 'critical' and 'important' have gradually reduced since 2010. In 2016-2017, UN Environment Programme has no pending critical/important recommendations.

Financial overview 2016–2017



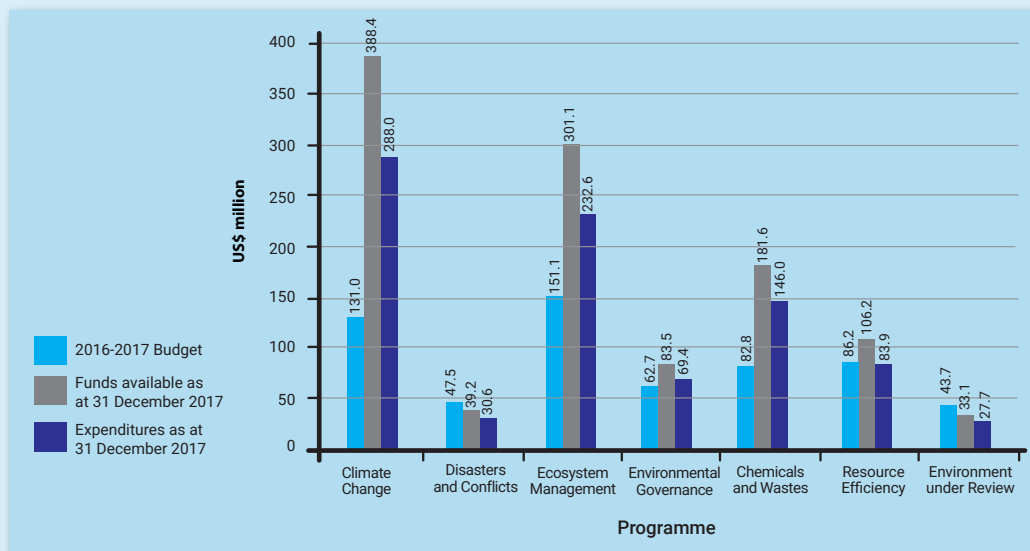
Funds received (income) was higher than the planned budget.

2016–2017 Budget performance by funding source



Earmarked funding was higher than targeted for 2016–2017 while the Environment Fund was lower.

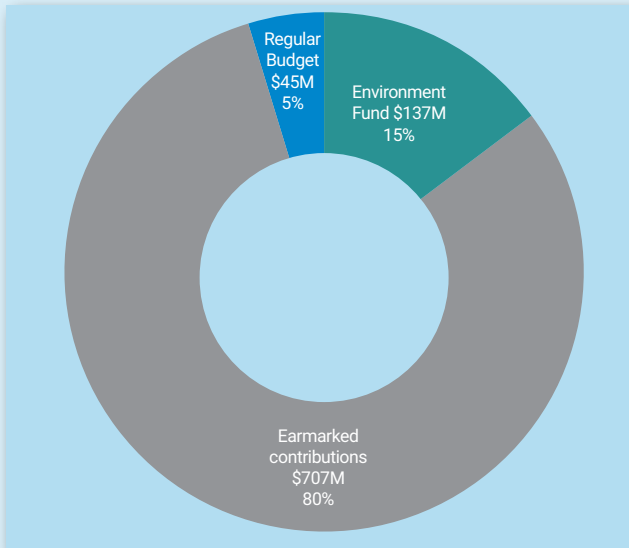
Financial overview by Programme 2016–2017



More areas of UN Environment Programme work received more funding than projected budgets because of earmarked funding.

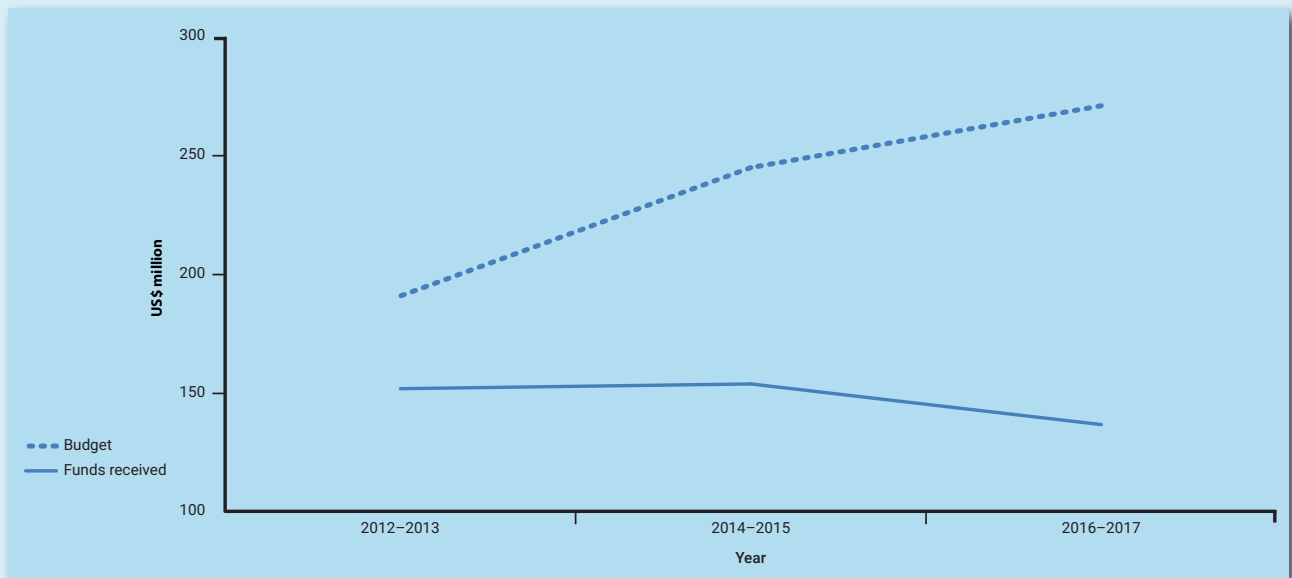
*Funds available for 2016–2017 include funds rolled over for 2014–2015 biennium. The figures provided are as of 31 January 2018.

Distribution of income (funds received)



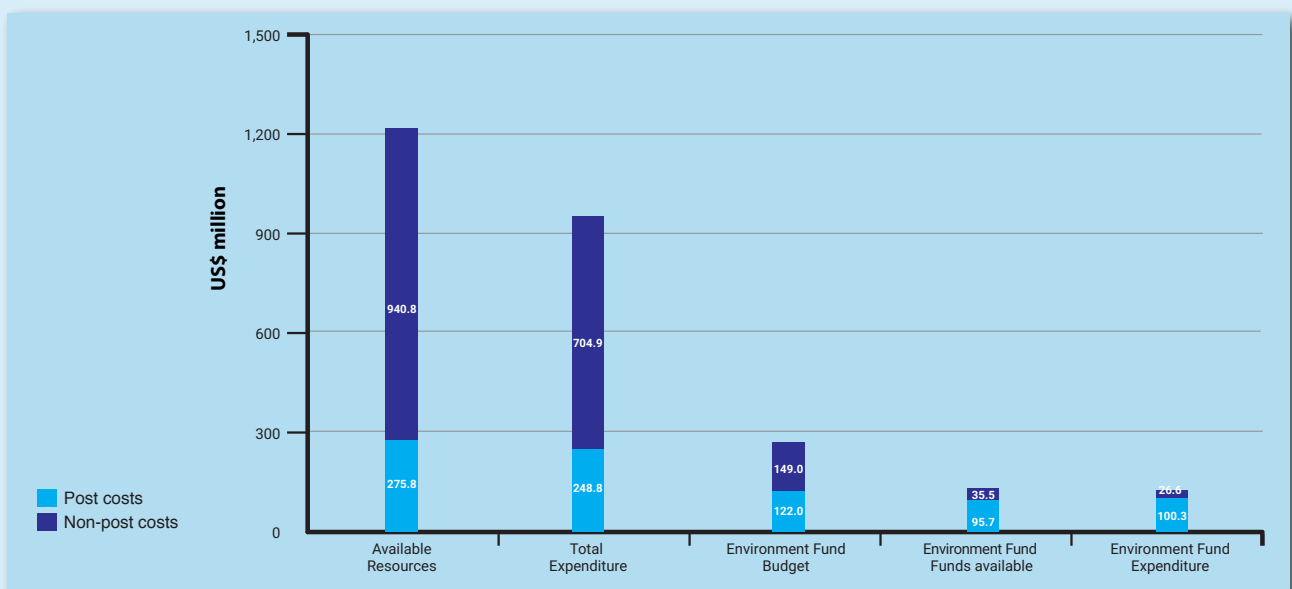
Earmarked Funds constitute the majority of funds received for the UN Environment Programme.

Overview of Environment Fund

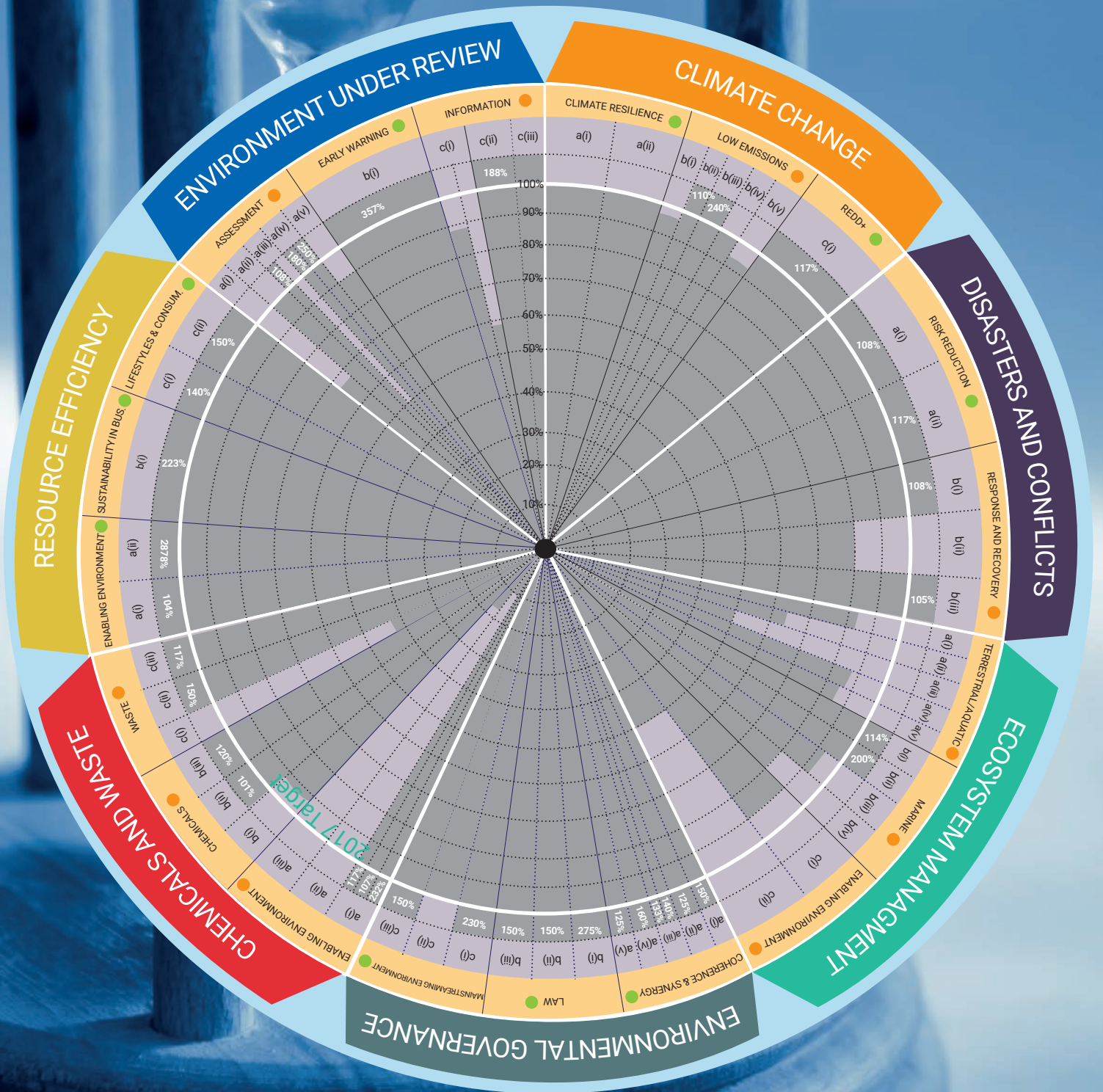


Budget was planned to increase, but funds received has been going down.

Overview of post and non-posts for 2016-2017



Status of Achievement of Expected Accomplishments in the Programme of Work



- Achieved
- Partially achieved (60%–99%)
- Not achieved (below 60%)
- 2017 target

Overview

During 2016 and 2017, the UN Environment Programme implemented a Programme of Work that represents the second half of the organization's Medium-Term Strategy for the period 2014-2017.

In doing so, we partnered with governments, the private sector, the scientific community, the UN system, and ordinary citizens across the planet. What we are presenting here is an account of the changed situation which exists as a result of all our work. In some instances, our work has made a direct impact on the outcome described. In many more instances, we were merely one of many contributors. The main point is that change has occurred and progress has been registered. We have taken care to record, in a detailed manner, the extent of the change, the degree to which we contributed, or the extent to which that change can be attributed to our work.

These records have been summarized, for the purpose of brevity, in the account below.

THE GLOBAL POLICY LANDSCAPE IMPROVES

Significant improvements occurred in the global policy landscape for our planet's environment during 2016 and 2017. Many of them demonstrate our leadership role or active participation.

Climate change remains the most critical environmental challenge of our time. Less than a year after it was adopted, the **Paris Agreement** on Climate Change came into force on 4 November 2016, following ratification by 55 countries whose economies account for 55 per cent of all global greenhouse gas emissions. The unprecedented speed with which the Paris Agreement was ratified is a powerful signal that countries have recognized the scale of the danger and are committed to urgently tackle climate change. Much of our work on climate change represents a relentless effort to support our Member States to deliver concrete results under the Paris Agreement.

The Parties to the Montreal Protocol on Substances that Deplete the Ozone Layer struck a landmark deal in October 2016 in Kigali to reduce the **emissions of powerful greenhouse gases, hydrofluorocarbons (HFCs)**. If implemented, the agreement could contribute to preventing as much as 0.5°C in

temperature rise by the end of the century. This represents one quarter of what the world needs to reach the increase beyond which, the Intergovernmental Panel on Climate Change has concluded, we run the risk of runaway temperature increases. **The Kigali Amendment to the Montreal Protocol**, whose Secretariat we host, thus becomes an additional element in the struggle to contain global warming.

Mercury contamination can result in serious health risks given its negative impact on our nervous systems. Fifty years after scientific evidence confirmed the dangers of mercury to people and to our planet, the world finally reached consensus on effective, concerted global action. On 16 August 2017, the **Minamata Convention on Mercury entered into force**. The first Conference of the Parties meeting took place two months later, in October 2017. The UN Environment Programme has played a crucial role in driving this process forward. We continue to support countries – at their request – in the implementation of the Convention with support from the Global Environment Facility.

The oceans cover three quarters of our planet. They connect populations and markets. They play a vital role in the water cycle and climate system. They are a key source of biodiversity and ecosystem services, providing **food and livelihoods** for over a billion people. 2016 and 2017 were significant years for ocean governance. On 9 June 2017, the UN Conference to support the Implementation of Sustainable Development Goal 14 – sustainable use of the oceans – adopted a Declaration on Our Ocean, Our Future: Call for Action. This call to action reflects the stated intention of nations to preserve our oceans, the next step must be action to live up to the Declaration's noble goals.

One area for urgent action is plastic – and especially microplastics. More than 8 million tons of **plastic** enter the ocean every year. Microplastics are known to disrupt our hormonal systems and we risk facing **growing health problems** if microplastics continue to enter our food chain, for example, through the seafood we eat. At current rates, the ocean could contain more plastic than fish by the year 2050. The UN Environment Programme's Clean Seas campaign helped draw global public attention to the problem and offer solutions.

After five years of negotiations – coupled with the tireless “Speedo diplomacy” of endurance swimmer and UN Environment Programme Patron of the Oceans, Lewis Pugh – **Antarctica’s Ross Sea** was finally declared a Marine Protected Area in October 2016. The Ross Sea, known as the “Polar Garden of Eden”, is widely considered to be the last great wilderness area on Earth. The 1.6 million square-kilometre polar expanse is now the **world’s largest protected area**.

Across all continents, greater attention was paid during 2016-2017 to environmental causes or consequences of conflicts and disasters. Never has the demand for our services in this particular field been higher. In Mosul, the UN Environment Programme helped Iraq to address environmental challenges like oil and sulfur pollution resulting from wanton destruction by the withdrawing Islamic State of Iraq and the Levant (ISIS). We also helped communities recovering from the destruction of their cities manage 11 million tonnes of conflict-related debris.

Sadly, in the same period, we saw a worldwide increase in number of deaths of environmental defenders. To guide our actions on promoting greater protection for environmental defenders, we have adopted a policy to raise awareness on this sensitive issue and advocate for the protection of those who place their lives in harm’s way to protect our planet.

With the world’s **urban population expected to nearly double by 2050**, urbanization is one of the 21st century’s most transformational trends, posing massive sustainability challenges and opportunities in terms of housing, infrastructure, transport, basic services, food security, health, education, decent jobs, safety, and natural resources. But with challenges come opportunities. Member States adopted the Quito Declaration on Sustainable Cities and Human Settlements for All to fast-track solutions on this front. The Quito Declaration shows how cities can become low-carbon, **resource-efficient and resilient**, while also offering opportunities for new jobs and investments and other social and economic benefits.

We also now have in place the building blocks of a future sustainable financial system. During 2016-2017, the UN Environment Programme *Inquiry into the Design of a Sustainable Financial System*, commonly known as “**The Inquiry**”, continued to deliver innovative thinking about sustainable and green financial and monetary policies, standards and regulations. Change is happening through collaboration between the G20, the G7, the UN and the Financial Stability Board, with increasing involvement of the private sector, as well as through international financial institutions and multilateral development banks. The UN Environment Programme has catalysed this process, and counts

on continued support from Member States to convert the many Inquiry innovations into reality.

There has never been a better time to embed environmental sustainability into the way economies run and societies function. Global trends show a growing recognition that environmental sustainability and an economy based on renewable energy are interconnected. The picture is becoming clearer. Opportunities to invest, to create jobs, to improve peoples’ health and well-being are entirely consistent with maintaining the vitality of the planet’s ecosystems. These are the very foundations that support our lives.

These developments, along with the actions of the two UN Environment Assemblies which took place during the reporting period, together with regional ministerial forums, continue to build the momentum and foundations required to support the implementation of the **2030 Agenda for Sustainable Development**.

BUILDING ON OUR REPUTATION AS A TRUSTED PARTNER

In 2016, the “Multilateral Organization Performance Assessment Network” (MOPAN) conducted a thorough review of the organization’s strategy, delivery model, systems and operations. The UN Environment Programme was confirmed as a trusted partner: one that “meets the requirements of an effective multilateral organization”, and “shows continued strength in terms of being a global authority on environmental issues and providing a robust evidence base for advocacy and policy dialogue... with... a sound operational model, appropriate policies, processes and procedures in place that are expected of a well-functioning multilateral organization”.

The review stated that strategically, we have built, over time, a “...results framework that provides clear vision and strategic direction” as well as organizational systems and processes that are “fit for purpose” and can form “effective partnerships which are central to the service delivery model”.

The task of underpinning the organization’s strategic and programmatic work with adequate, and efficient systems remains constant. We continue to use the key parameters and criteria offered by the review to further improve. We intend to align our programmes even more with the **2030 Agenda** and with the work of other UN agencies. This will help to build a robust business intelligence framework that allows effective use of performance data, and greater ability to conduct analysis and reviews. Done well, this will strengthen our partnerships and alliances and allow us to successfully tackle the growing complexity of the environment and development landscape globally.

OUR PROGRAMMATIC RELEVANCE AND SCALE OF INTERVENTION

At a time when the relevance of having a healthy planet to sustain human development has become incontrovertible, the scale and quality of UN Environment Programme's work needs to be assessed in that context.

The powerfully strengthened global policy landscape of the second half of the Medium-Term Strategy period of 2014-2017 provides the backdrop. Against this backdrop, we reflect on our ability to meet countries' demands for services and solutions. The demand is generally to help them build stronger institutions, better legal instruments, enhanced technical capacity, greater knowledge, greener investments, better cross-border collaboration and louder voices calling for all of the above.

As of December 2017, we have fully achieved **65 per cent of our indicator targets for 2016-2017 and partially achieved 25 per cent. We did not achieve 10 per cent of our indicator targets.** We achieved 10 of our 20 expected accomplishments outright and partially the other 10. This result is based on efforts across the entire Medium-Term Strategy period, but also including 2016-2017. In 2016-2017, it is based on an expenditure across our different funding sources of **US\$954 million**. This is US\$271 million more than the projected budget of US\$683 million owing to an income that exceeded the projected budget. However, despite this higher income, there has been a worrisome decline in the Environment Fund. The relative increase in extra-budgetary resources – most of which are earmarked by partners – may herald a situation where UN Environment Programme has reduced overall ability

to direct resources towards the priorities mandated by the Member States in the Programme of Work.

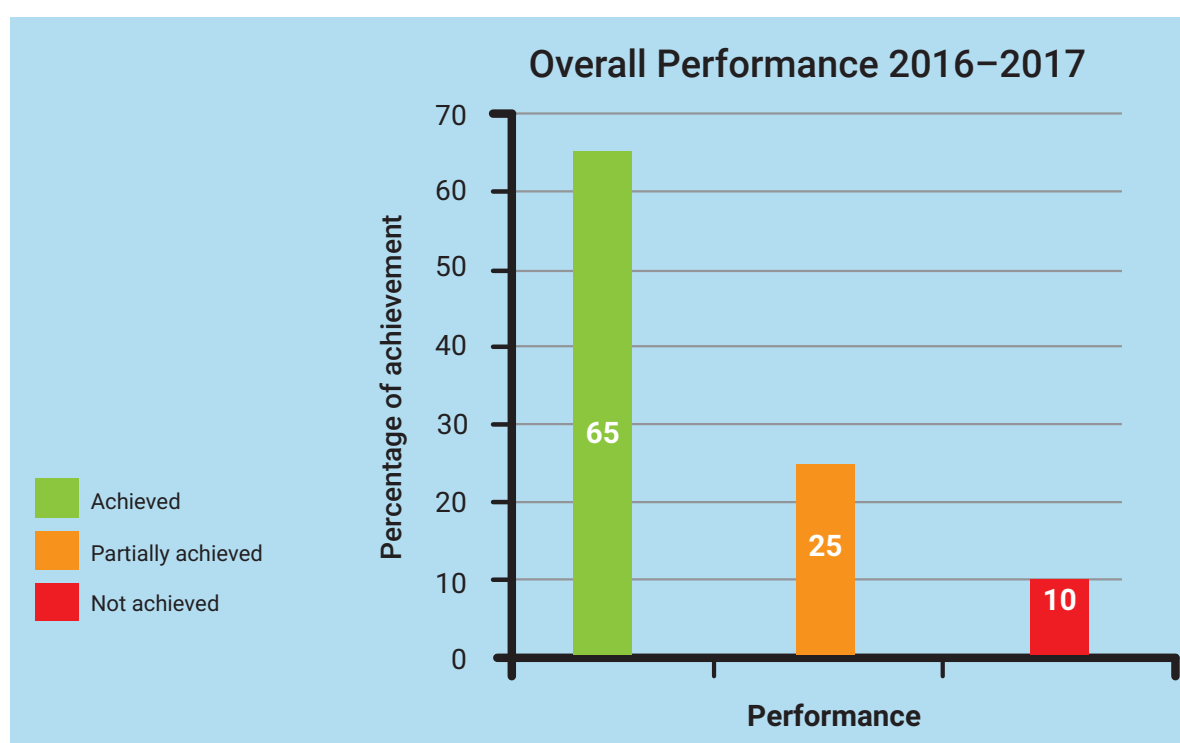
Several key results were achieved in 2016 and 2017. To address climate change, we supported more countries to **integrate ecosystem-based and other adaptation approaches into national plans**. The result is that a total of 23 countries have increased their capacity to adapt to climate change, with support from the UN Environment Programme.

We brought together first-mover financiers and renewable energy project developers to mitigate risks and share some of the early-stage investment costs. Globally, **new additions of installed renewable energy capacity**, particularly for solar photovoltaic and wind power, reached record levels in 2016. An estimated 161 gigawatts (GW) of capacity was added bringing the total capacity, up by 9 percent, to almost 2,017GW at the end of 2016.

In 2016-2017, the Seed Capital Assistance Facility signed new agreements with key players in the private sector, and now has a total capitalization of US\$657 million and US\$20 million of seed capital invested in eight renewable energy projects. More countries finalized national REDD+ strategies that recognize multiple benefits and the role of private sector, an important step in enabling countries to receive results-based payments, bringing the total to 25 countries.

We also supported **29 countries to reduce their exposure to the risk of natural disasters, industrial accidents and conflicts**.

In order to help create an *enabling environment* for countries to manage ecosystems in a sustainable



way, we helped countries take account of ecosystem services, assess water quality and incorporate considerations of the health and productivity of ecosystems into their policy frameworks. By the end of 2017, **13 countries had operational ecosystem accounts in place**. A further 15 countries had taken steps to update their water quality frameworks.

With our support, 13 new countries, five regions and ten counties or cities adopted or started implementing **green economy** policies and sustainable consumption and production actions plans by 2017.

We launched six regional environment outlooks and the first **Global Gender and Environment Outlook** at the 2016 UN Environment Assembly. Together, these provide not only an assessment of the state of the environment but also a perspective on the importance of the social aspects of the environmental dimension of the 2030 Agenda. The regional assessments are the building blocks for the global assessment, which is on its way to be delivered at the 4th UN Environment Assembly in 2019.

We made significant contributions to the UN system's new guidance on country **Development Assistance Frameworks**. The new guidance, which is informed by the 2030 Agenda, has four principles for integrated programming: leave no one behind; human rights, gender equality and women's empowerment; sustainability and resilience; and accountability.

AREAS FOR IMPROVEMENT AND ACHIEVING FURTHER IMPACT

While we have made progress towards achieving lasting results across our seven areas of focus – climate change, disasters and conflicts, ecosystem management, environmental governance, chemicals and waste, resource efficiency, and environment under review – some challenges remain.

Reductions in the Environment Fund stress the very foundation of our business model, which relies on the use of this Fund to leverage a strategic portfolio, aligned to the Programme of Work which is approved by our Member States. With fewer Environment Fund resources, the implementation of the Programme of Work may evolve in a direction not intended by the framers of the Medium-Term Strategy.

We have increased our ability to more effectively engage new partners from the **private sector** and have signed a number of agreements with them. Our key challenge is now to ensure that these agreements translate into tangible impact. We have to ensure that the partners we work with in the private sector can help leverage change in a given sector at a level that is transformative and critical to

delivering the results we are committed to delivering in our Medium-Term Strategy.

We also improved the way we inform, engage and involve citizens in our work. We are now improving our **advocacy and outreach** on key strategic areas: pollution; oceans; biodiversity and wildlife; green finance and environment and security. While a first key step is building new coalitions of partners, an important second step is to ensure that the interest created in these areas can be combined with substantive action that achieves tangible change. Ideally, we should be able to track how this scale of change we aim for moves **from advocacy and outreach to tangible outcomes and impacts in the future**.

The scaling-up of green finance is critical in this regard. World leaders meeting at the G20 Summit in Hangzhou, China in September 2016 recognized the importance of scaling up green finance practices. They welcomed options put forward by **the G20 Green Finance Study Group**, whose secretariat is hosted by UN Environment Programme, which shows what practical steps can be taken to improve policies and market capacity, and support the development of green bond markets.

We need to be able to scale up support to countries to enable them to review their regulatory and policy frameworks and bring about a policy transformation that creates the rules and conditions for such investment. Our work on the Financial Inquiry has been critical in this regard, which has been instrumental in delivering key results:

- **China** has developed comprehensive policies for Greening the Financial System.
- **Italy** has established an inter-ministerial Observatory on Sustainable Finance to take specific policy action.
- Sustainable finance has also been integrated into the work of the **G7**, which has led to a new network of financial centres for sustainability.
- As a result of this, Milan and Toronto are establishing new green/sustainable finance initiatives; **Nigeria** issued Africa's **first green sovereign bond** in 2017; and, in the UK, the City of London launched its Green Finance Initiative and the UK now has a government-backed Green Finance Task Force.

The United Nations, with 19 banks and investors worldwide (totalling US\$6.6 trillion in assets), launched a global framework aimed at channelling the money they manage towards clean, low-carbon and inclusive projects. The framework – The Principles for **Positive Impact Finance** – is a first of its kind, setting criteria for investments

to be considered sustainable. It spans different business lines, including retail and wholesale lending, corporate and investment lending and asset management. The principles provide guidance for financiers and investors to analyse, monitor and disclose the social, environmental and economic impacts of the financial products and services they deliver. We need more such game-changers to create the kind of transformative change necessary to achieve the sustainable development goals.

In Indonesia, the **Tropical Landscape Finance Facility** was established with UN Environment Programme, World Agroforestry Centre, BNP Paribas and ADM Capital. The Facility will provide loans and grants to commercial projects, with significant positive social and environmental impact. The first project deal for restoring degraded rubber plantations worth US\$70 million was signed during this reporting period. The target is to capitalize the facility at a level of US\$1 billion, mostly in private sector financing. We are also replicating this finance facility for India. Such innovation will enable the transformational change and effective partnerships the world is looking for.

Our key issue now is to implement our **strategy on green finance** so that this work can be propelled forward across these multiple areas of intervention in a coherent manner that takes advantage of the initial successes highlighted above.

The **10-Year Framework of Programmes on Sustainable Consumption and Production** with its programmes on buildings and construction, food systems, tourism, consumer information, public procurement and sustainable lifestyles, hosted by UN Environment Programme, the Climate Technology Centre and Network, that we jointly host with the UN Industrial and Development Organization, the 18 regional seas conventions and programmes that we support, and the UN REDD+ partnership are just some of the vehicles that can be used for this transformative change.

As the custodian agency for **26 of the Sustainable Development Goals indicators**, we are well placed to support countries to become well equipped and able to track their progress. A total of 48 UN agencies are engaging with us on a UN system-wide framework on environmental strategies and aligning their strategies to the environmental dimension of the 2030 Agenda for Sustainable Development. This will facilitate our work with the rest of the UN system to leverage even further change.

UN Environment Programme is an accredited agency with the **Green Climate Fund**, in addition to its consolidated role as a key partner of the European Union's Programme for the Environment and Sustainable Management of Natural Resources, and its role as an Implementing Agency for both

the Multilateral Fund of the Montreal Protocol and the Global Environment Facility. There is potential for far greater integration of these global funding instruments with our strategic priorities; for a more organized, **strategic "blending"** of what we do with these funding sources and what we do with our other opportunities for engagement on green finance: especially if we are to capitalize **a far greater scale of impact**.

On the **biodiversity** front, we have been extremely engaged as the host of key biodiversity related conventions but also through the activities implemented under the ecosystems management programme in the organization. Unfortunately, as the negative effects of human pressure on wildlife and biodiversity rapidly increase in magnitude, global responses remain fragmented and uncoordinated: relying mainly on "specialist" inputs and initiatives promoted by individual countries, conservation organizations, institutions, international conventions, and multilateral environmental agreements. Poaching and trafficking of wildlife are increasing. Wildlife populations worldwide are significantly threatened as they lose their habitat to rapid human population growth and expanding agriculture.

Even if the fight against the current high levels of poaching were successful, habitat and range loss will continue to threaten the future of wild species across the world and exacerbate the level of human wildlife conflicts. The currently fragmented nature of responses to biodiversity and wildlife losses reveals

the difficulty decision-makers face in articulating a *mechanism – or series of coordinated mechanisms* – to successfully reverse the ongoing decline. This, however, is a significant opportunity to scale up our work on biodiversity and wildlife and address this global challenge in a more coordinated, politically impacting fashion.

Pollution of our air, water and soil causes a significant number of deaths every year. We need to create a significant movement globally in which society sees the reduction of pollution as critical to health and in our oceans, critical to livelihoods and fisheries. This will help shift public opinion and create political momentum for change. Together with a greater government, citizen and business movement, we can help countries tackle root causes of critical problems. Recognizing the urgent need to address pollution, the UN Environment Assembly met under the theme, **"Towards a Pollution Free Planet"**. It adopted a political declaration giving political weight to these efforts. In the run-up to the Assembly, we launched the Beat Pollution Campaign. Uniting stakeholders from all sectors in the fight against pollution, the 2017 UN Environment Assembly was a fitting conclusion to the biennium 2016-2017.

ORGANIZATIONAL EFFECTIVENESS	
AREAS OF STRENGTH ●	AREAS TO STRENGTHEN ●
<p><i>Sustainable Development Goals</i> Environmental dimension integrated into 2030 Agenda; a number of indicators being measured to track progress</p>	<p>Need for more coordinated capacity for implementation of Sustainable Development Goals and tracking of progress</p>
<p><i>Business Model</i> Increased number of campaigns raising the critical mass needed to focus on strategic priorities</p> <p>Increased number of partnerships established with the private sector to strengthen organization's business model of working through partnerships</p> <p>Emphasis on green finance showing important initial results</p>	<p>Need to ensure interest and awareness created through campaigns is combined with substantive action achieving key outcomes and impacts</p> <p>Need to ensure private sector partnerships result in tangible outcomes and impacts in line with results targeted in programme of work</p> <p>Scaling up of green finance would benefit from coordinated implementation of our green finance strategy</p>
<p><i>Gender</i> Gender well integrated into the <i>design</i> of initiatives</p>	<p>Need to track quality of our results from integrating gender in the programme <i>implementation</i> stage</p>
<p><i>Budget</i> Total income across all funding sources exceeded budget</p> <p>Resource allocation process approved to improve the way in which corporate funding is allocated across the organization</p>	<p>Environment Fund has fallen short of budget, thus need for strengthening partnerships with contributors and resource mobilization</p> <p>Need to strengthen the use of programme performance information in strategic decision making, including the resource allocation process</p>
<p><i>Human resources</i> Greater representation of personnel from underrepresented member states</p>	<p>Reduction needed in number of days to fill vacant posts and need for gender balance especially at senior levels</p>
<p><i>Information for decision making</i> Availability of a <i>project-level</i> risk system</p>	<p>Need for investment in a <i>corporate-level</i> risk system; need for using programme performance information for adaptive management</p>
<p><i>Evidence of results</i> High rate of evaluations that rate project quality "Satisfactory" or better; Positive rating of usefulness of our products and services from Evaluation</p>	<p>Need for adequate budget to complete planned evaluations in line with approved evaluation plan</p>

2016–2017 in numbers

Total
planned budget

USD million

683

271

Environment fund

343

Extrabudgetary resources

45

Regular budget

23

Programme support

Total
actual income

USD million

889

137

Environment Fund

707**

Extrabudgetary resources

45

Regular budget

–

Total
expenditures

USD million

954*

129

Environment fund

744

Extrabudgetary resources

45

Regular budget

36

Programme support

*Expenditures were able to exceed income as a result of balances brought forward from the past biennium that were to be spent in 2016–2017.

**Income inclusive of programme support.

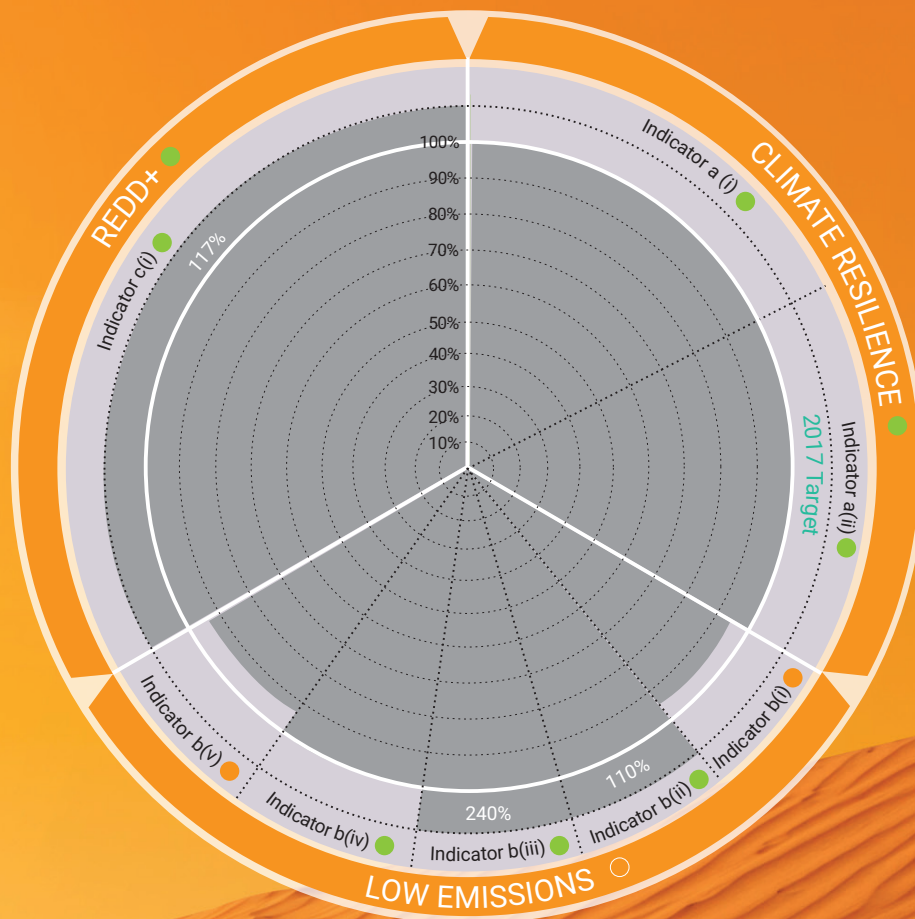


CLIMATE CHANGE

In our work on climate change, we focus on achieving results in three areas:

- **Climate resilience**, where we support countries in using ecosystem-based and other approaches to adapt and build resilience to climate change;
- **Low-emission growth**, where we support countries to adopt energy efficiency measures, access clean energy finance, and reduce their emissions of greenhouse gases and other pollutants by transitioning to renewable sources of energy;
- **REDD+**, where we enable countries to capitalize on investment opportunities that reduce greenhouse emissions from deforestation and forest degradation with adequate social and environmental safeguards.

During 2016-2017, we met all of our targets for climate change, with 2 exceptions; in those cases, we have made progress but not to the full extent we had targeted.



● Achieved

● Not achieved (below 60%)

● Partially achieved (60%–99%)

— 2017 target

INDICATORS OF ACHIEVEMENT

CLIMATE RESILIENCE

- (a) i) Increase in the number of countries implementing ecosystem-based and other supporting adaptation approaches as a result of UN Environment Programme support
- (a) ii) Increase in number of countries that have progressed in integrating ecosystem based and supporting adaptation approaches in sectoral and national development strategies with the assistance of UN Environment Programme

LOW EMISSION GROWTH

- (b) i) Increased percentage of renewable energy in the global energy mix (including breakdown by countries assisted by UN Environment Programme)
- (b) ii) Increased percentage of countries meeting energy efficiency standards in specific sectors, with support from UN Environment Programme
- (b) iii) Number of new renewable energy or energy efficiency programmes and projects being implemented
- (b) iv) Increased number of policies implemented and actions taken by countries to decrease greenhouse gas emissions and other climate pollutants as a result of UN Environment Programme-led public-private partnership initiatives
- (b) v) Increased climate finance invested for clean energy as a result of UN Environment Programme engagement

REDD+

- (c) Increased number and percentage of countries that have progressed through both of the following steps in the development and implementation of REDD-plus strategies: step (i): national REDD-plus readiness plan approved; step (ii): national or subnational climate change strategies recognize investments based on REDD-plus as a means for transformation

CLIMATE RESILIENCE: EQUIPPING MORE COUNTRIES TO ADAPT TO CLIMATE CHANGE

Even if efforts to limit average global temperature increased to between 1.5°C to 2°C were successful, countries, communities and the private sector would still have to adapt to the negative climate change impact of greenhouse gases already in the atmosphere. We therefore need to continue our efforts to ensure that countries are equipped to adapt to climate change. **The Adaptation Gap 2017: Towards Global Assessment** report highlighted the enormous amount of work ahead of us to monitor progress towards the global goal on adaptation. Our strategy has been to ensure countries create the right enabling environment for adaptation. This means countries must have the technical and institutional capacity to adapt to climate change through managing their ecosystems in a way that contributes to their overall adaptation strategies.

By December 2015, we had supported 42 countries to create an enabling environment for implementing ecosystem-based and other adaptation approaches.¹ Our target for 2017 was to enable four more countries to achieve the same result. During 2016-2017, the organization enabled Albania, Angola, Antigua and Barbuda and Mauritania to access and utilize adaptation finance for ecosystem-based adaptation. This brings the cumulative number to **46 countries implementing ecosystem-based adaptation measures, which means we met the targets set out in the programme of work.**

To help ensure that ecosystem-based approaches demonstrated in one site are sustained and replicated elsewhere, we also support countries to integrate this thinking into national-level planning. As of December 2015, 19 countries had progressed with integrating ecosystem-based and other adaptation approaches into national plans. By end of 2017, **we enabled four more countries (Grenada, Lesotho, Seychelles and Uganda) to integrate ecosystem-based and other adaptation approaches into national plans**, bringing the cumulative total to 23 countries. Thus, our target has been fully met.

Countries are increasingly recognizing ecosystem-based adaptation as an effective approach, with some governments scaling up their ongoing ecosystem-based adaptation work and incorporating ecosystems in their Nationally Determined Contributions² as part of their vision for adaptation. By end of 2017, four countries (The Gambia, Nepal, Peru and Rwanda) had successfully scaled up their ecosystem-based adaptation work with additional

resources, including from the Green Climate Fund (The Gambia and Peru³).

During 2016-2017, Cook Island's Ministry of Finance and Economic Management became accredited and Bhutan's Trust Fund for Conservation of Nature was able to submit its application for accreditation to the Adaptation Fund. We provided readiness support in accessing financing from the Green Climate Fund to 14 countries⁴. Two entities, National Environment Management Authority (NEMA), Kenya and Fiji Development Bank (FDB), Fiji were accredited in 2016 and 2017 respectively. Fifteen entities in Benin, Colombia, El Salvador, Ghana, Kenya, Nepal, Philippines and Uzbekistan are at various stages of Green Climate Fund accreditation. In addition, we have supported access to climate finance through Green Climate Fund proposal development. With our support ten project concept notes have been developed and submitted to the Green Climate Fund Secretariat for review. In 2017, one project proposal for Colombia was approved entitled: "Scaling up Climate Resilient Water Management Practices for Vulnerable Communities in La Mojana".

In addition, we helped countries increase the **availability of microfinance** for ecosystem-based adaptation. During 2016-2017, five microfinance institutions in Colombia and Peru delivered 1,300 microfinance pilots that were focused on ecosystem-based adaptation. These ranged from finance for drip-irrigation to sustainable forest management. These pilots will inform larger-scale work of the partner institutions, which have committed to provide farmers with loans worth US\$26 million of private funds benefitting 7,000 farmers.

While we met our targets on climate change adaptation, if countries are to successfully implement the Paris Agreement and National Adaptation, we need to scale up and catalyse adaptation at a much broader scale. More countries, communities and private sector organizations will need to have access to adaptation finance, and partnerships will have to be strengthened and broadened.

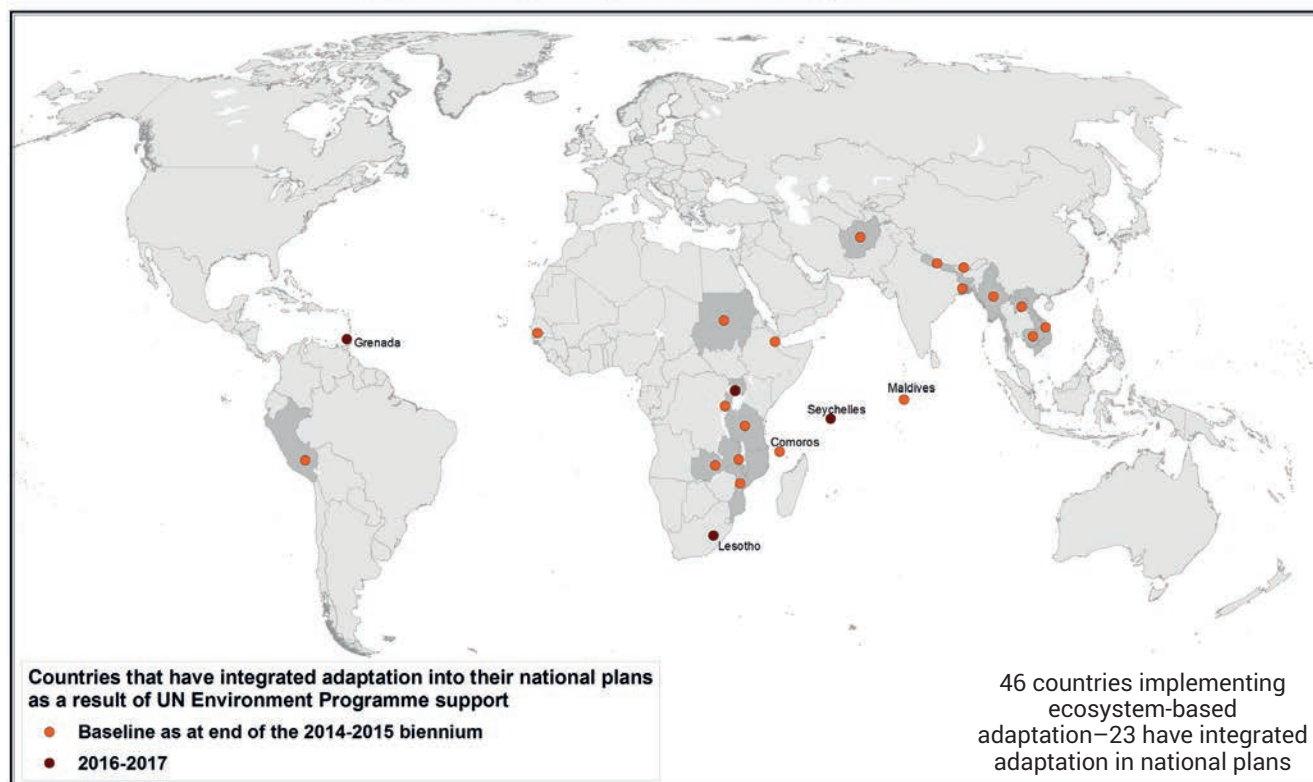
1 Twenty did so in 2014-2015; the others were before that biennium.

2 Nationally Determined Contributions are national plans which outline what post-2020 climate actions countries intend to undertake under the Paris Climate Agreement.

3 <http://www4.unfccc.int/ndcregistry/PublishedDocuments/Peru%20First/iNDC%20Per%C3%BA%20english.pdf>

4 Albania*, Benin*, Comoros*, Colombia, El Salvador, Fiji, Ghana, Kenya, Montenegro, Nepal, Philippines, Serbia*, Uzbekistan and Zimbabwe*. (Countries marked with (*) are funded by Green Climate Fund readiness funds and the rest from funds provided by Germany's Environment Ministry.

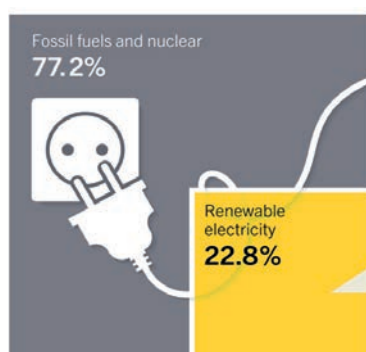
Implementing ecosystem-based adaptation



LOW-EMISSION GROWTH: PROMOTING RENEWABLES AND IMPROVING ENERGY EFFICIENCY

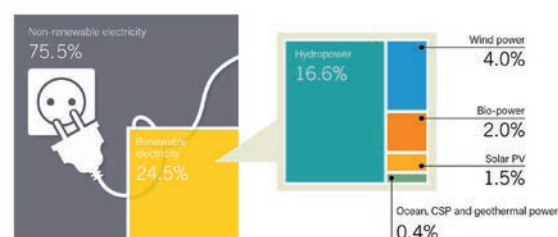
Complementing our work on adaptation to climate change is our work to support low-emission growth. This work focuses on increasing the use of renewables and improving energy efficiency by providing guidance on policy, technology and access to finance.

Global Trends in Renewable Energy Investment^{5, 6}



Estimated Renewable Energy Share of Global Electricity Production, End-2014 (REN21 report, 2015)

We bring together first-mover financiers and renewable energy project developers to mitigate risks and share some of the early-stage investment costs. During 2016-2017, our Seed Capital Assistance Facility (SCAF), signed new cooperating partner agreements with Asia Capital Partners (ACP), GreenWish Capital, The Blue Circle and Zoscales, bringing the number of cooperating partner funds to seven.⁷ The Facility now has a **total capitalization of US\$657 million**, and US\$20 million of seed capital invested in eight renewable energy projects in Cambodia, Indonesia, Kenya, Nigeria, Rwanda and Viet Nam. In addition, we mobilized US\$40 million



REN21 Renewables 2017 Global Status Report

Estimated Renewable Energy Share of Global Electricity Production, End-2016

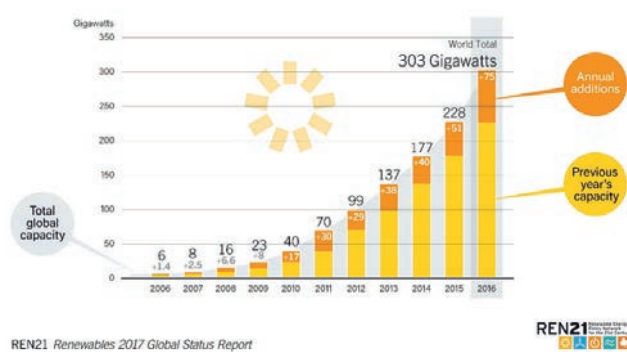
worth of investments through the Mediterranean Investment Facility, supported by the Italian Ministry of Environment. In summary, in 2016-2017, we mobilized US\$94 million, just 6 million short of the target of US\$100 million.

⁵ Available at <http://fs-unep-centre.org/publications/global-trends-renewable-energy-investment-2017> Published by Frankfurt School, a UN Environment Programme Collaborating Centre. Data for 2017 yet to be published.

⁶ Available at <http://www.ren21.net/gsr-2017/> Published by REN21 the global renewable energy policy multi-stakeholder network.

⁷ Asia Climate Partners, GreenWish Capital, The Blue Circle, CIIE Initiatives, DI Frontier Fund, JCM Capital, Zoscales.

Solar PV Global Capacity and Annual Additions, 2006-2016



We also supported the uptake of renewables. In collaboration with the UN Development Programme, we helped five countries (Albania, Chile, India, Lebanon and Mexico) transform the market for solar water heating. We enabled the installation of 3 million square meters of solar water heating panels in the five countries, while removing barriers to the widespread uptake of solar water heaters. A key challenge is to catalyse this kind of market transformation at a much broader scale. Member States' leadership on this issue could help **create new jobs and drive investment** in an area proven to be financially and technically feasible.

With funding from the Global Environment Facility and support from UN Environment Programme, six East African countries (Eritrea, Ethiopia, Kenya, Rwanda, Tanzania and Uganda) are exploring their potential and have moved towards investments in **geothermal energy**. An additional seven countries (Burundi, Comoros, Djibouti, Democratic Republic of Congo, Malawi, Mozambique, and Zambia) are getting support in the form of investments and assistance with removing barriers to geothermal energy. In 2016-2017, two surface exploration projects in Ngozi (Tanzania) and Kibiro (Uganda) were successfully completed.

Our *Emission Gap Report* for 2017⁸ highlights the significant gap between Nationally Determined Contributions and the emission reductions that are needed for achieving the long-term objective of the Paris Agreement, to limit global warming to well below 2°C. **Energy efficiency implementation** is considered fundamental to this objective and an overwhelming majority of Nationally Determined Contributions recognise energy efficiency as a primary delivery strategy. Our portfolio on low-emission growth includes work to support energy efficiency implementation, including lighting, appliances, transport, and district energy. Through this work, which includes multi-stakeholder partnerships, we are working toward Sustainable Development Goal 7.3, to double the global rate

of improvement in energy efficiency by 2030. We contribute to the energy efficiency goal of the Sustainable Energy for All Initiative through its global Energy Efficiency Accelerator Platform. On this initiative, we co-lead work on **energy-efficient lighting, appliances and equipment, transport and district energy, and contribute to the workstream on buildings**. The Copenhagen Centre on Energy Efficiency, part of the UN Environment Programme-Technical University of Denmark (UNEP-DTU) Partnership, further assists to coordinate this Platform and to support quick replication of good practices.

Our target for 2017 was to support ten new countries to meet energy-efficiency standards in specific sectors. We exceeded this target by supporting progress in 11 countries⁹, for example, through pilot cities in Bosnia and Herzegovina and Serbia to develop district energy policy-investment roadmaps and pioneering an interactive approach to building energy efficiency and district energy modernization with the City of Belgrade. Fuel efficiency was supported through the Clean Air Action Plan in Sri Lanka. This work has unlocked significant investment from development banks operating in the region. During 2016-2017, with our support, Russia implemented 10 ppm diesel fuel standards and Philippines implemented Euro 4/IV vehicle emission standards. In addition, through the UN Environment Programme hosted Global Alliance for Buildings and Construction, we supported regional approaches for zero-carbon and efficient buildings and construction through Regional Roundtables for Asia-Pacific (Singapore, Hong Kong), Latin America (Peru) and West Africa (Cote D'Ivoire). These Regional Roundtables focused on peer-to-peer learning, Nationally Determined Contributions, and climate-conducive building regulation. Linked to the Global Alliance for Buildings and Construction, Morocco has established a national Alliance of Buildings for Climate. Progress is also underway in many other countries: Peru has developed a National Efficient Lighting Strategy (NELS) and is in the process of adopting it. Similar strategies are under development in Bolivia, Chile, Morocco and Pakistan. In India, five pilot cities¹⁰ have district energy policy-investment roadmaps under development.

Nationally Appropriate Mitigation Action (NAMA) concepts were developed and finalized for the building sector in four countries¹¹, with Thailand submitting their concepts into the UNFCCC NAMA Registry and seeking further support, including Green Climate Fund Readiness funds through the Climate Technology Centre and Network in early 2018.

8 Available at https://wedocs.unep.org/bitstream/handle/20.500.11822/22070/EGR_2017.pdf

9 Bosnia-Herzegovina, Canada, Kenya, Mexico, Philippines, Russia, Rwanda, Serbia, Sri Lanka, Uganda, USA.

10 Coimbatore, Pune, Rajkot, Bhopal and Thane.

11 Indonesia, The Philippines, Thailand and Vietnam.

MORE COUNTRIES ADOPT ACTIONS TO IMPROVE ENERGY EFFICIENCY NATIONALLY

Sector	2016-2017 Results
Lighting	47 countries now have national efficient lighting strategies, with 10 Association of Southeast Asian Nation (ASEAN) countries agreeing to harmonise their lighting standards in 2017.
District energy	2 ¹² countries have developed district energy policy investment roadmaps and feasibility studies leading to loan investments.
Appliances and Equipment	8 new countries ¹³ have joined the United for Efficiency (U4E) initiative, which aims to transform markets for the deployment of energy efficient appliances, bringing the total to 33.
Transport	The Philippines and Russia adopted fuel efficiency policies, bringing the total number of countries with cleaner vehicle and fuel efficiency policies to 12.

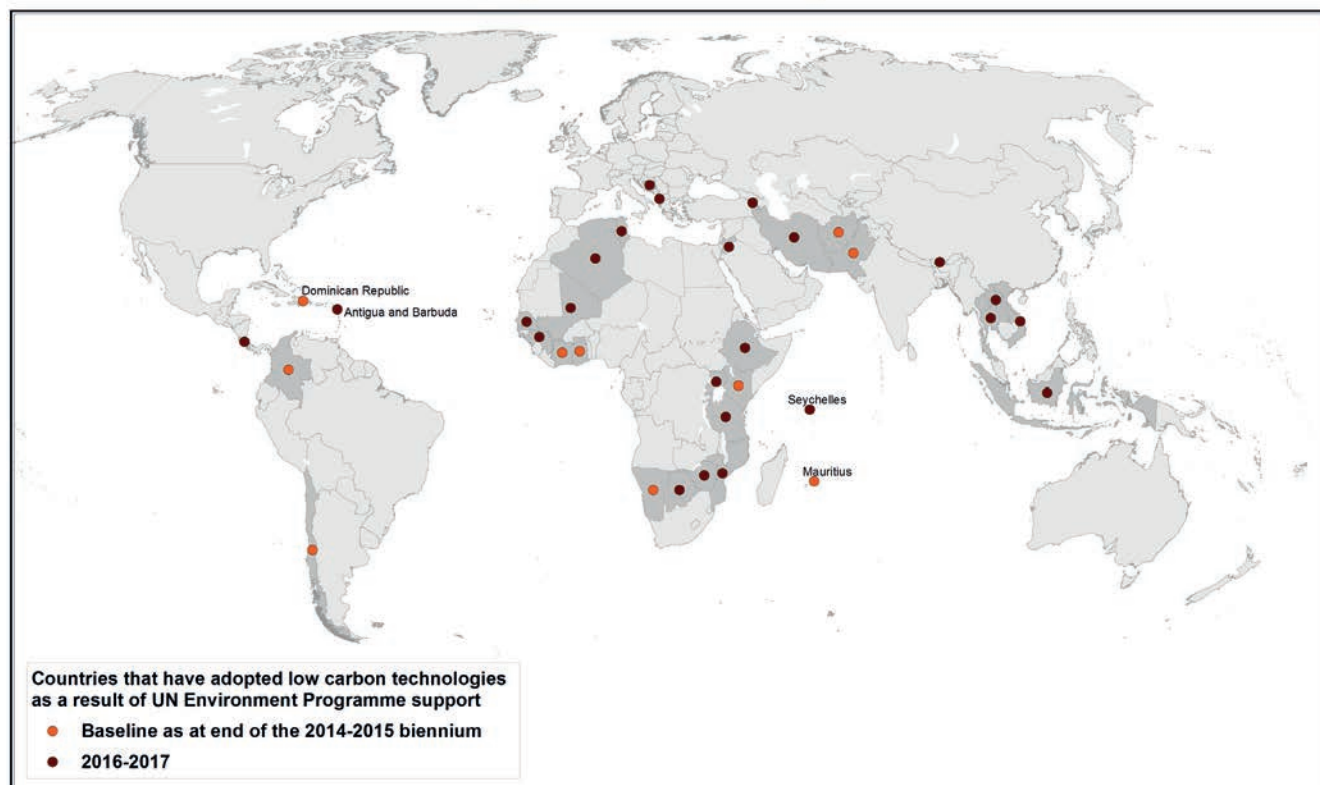
Our target for 2016-2017 was to support the implementation of ten initiatives on the transfer of advanced technologies in renewable energy or energy efficiency. During 2016-2017, we assisted 24 countries¹⁴ in the process of transferring advanced technologies related to renewable energy and energy efficiency, thus exceeding the target of ten countries.

Our target for 2016-2017 of 20 policies and actions to reduce greenhouse gas emissions and other climate pollutants was achieved. We supported an agreement on cleaner fuels in 23 regions of Peru and Paraguay and waste management actions in São Paulo in Brazil, Quezon city in the Philippines,

and Rayong and Bangkok in Thailand. Furthermore, Philippines, Sri Lanka and Ukraine demonstrated preferential policies for electric vehicles while California (USA), Canada and the European Union also made progress to further address short-lived climate pollutants such as black carbon.

Through major partnership initiatives, such as the Clean Air and Climate Coalition¹⁵, we broadened our reach and expanded our impact. The key challenge for these initiatives is to increase the space and capability of partners and countries to translate technical assistance and policies into bankable investment objects.

Adopting low carbon technologies



¹² Bosnia and Herzegovina, and Serbia.

¹³ Costa Rica, Dominican Republic, Rwanda, Bahamas, Barbados, Jamaica, St Lucia and the Maldives.

¹⁴ Albania, Algeria, Antigua and Barbuda, Armenia, Bhutan, Bosnia and Herzegovina, Botswana, Costa Rica, Ethiopia, Guinea, Indonesia, Iran, Jordan, Laos, Mali, Mozambique, Senegal, Seychelles, Tanzania, Thailand, Tunisia, Uganda, Vietnam, Zimbabwe.

¹⁵ <http://ccacoalition.org/en>

MAJOR PARTNERSHIPS ARE LEVERAGING ACTION AND TRANSPARENCY ON CLIMATE CHANGE	
The 1 Gigaton Coalition	Launched at the climate conference in Lima in 2014, this initiative enables countries to measure and report emission savings resulting from renewable energy and energy efficiency . To date, the Coalition comprises of 25 countries and 40 organizations. The Coalition's 2017 report found that existing renewable energy projects in developing countries will contribute 0.6Gt of CO ₂ emissions savings per year by 2020.
Portfolio Decarbonization Coalition	Launched at the UN Secretary-General's Climate Summit in 2014, this initiative encourages institutional investors to decarbonize their portfolios. The target is to decarbonize US\$100 billion worth of investment portfolios by 2020 . The coalition has grown from two members in 2014 to 27 ¹⁶ in 2016-2017, with commitments to decarbonize over US\$600 billion in assets under management. ¹⁷ To date, all Coalition members have taken substantive action to decarbonize their investment portfolios and 17 members have now adopted formal decarbonization-related objectives and targets.
The Climate and Clean Air Coalition	This multi-stakeholder partnership has grown to 112 partners, including 51 governments, who have made pledges worth US\$58 million . Eleven high-impact initiatives are being implemented to catalyse and scale-up action to reduce black carbon and methane and to avoid hydrofluorocarbon in agriculture, brick production, cooking, heating, diesel vehicles, oil and gas production, and municipal solid waste. The coalition's activities are relevant to 12 of the 17 Sustainable Development Goals. Coalition partners led a group calling for an ambitious amendment to the Montreal Protocol, which was achieved in 2016. Eight partner countries ¹⁸ pledged to target short-lived climate pollutants in their nationally determined contributions.
The Climate Technology Centre and Network	The Centre, which we manage in partnership with the UN Industrial and Development Organization (UNIDO) , is the operational arm of the Climate Change convention's technology mechanism. It provides technical assistance to countries on their climate technology challenges . As of December 2017, 22 countries were taking advantage of the technology assistance.
National Determined Contributions (NDC) Partnership	The NDC Partnership is a global initiative that was launched in November 2016 at the climate conference in Marrakech. It aims to help countries achieve their national climate commitments and ensure that financial and technical assistance is delivered as efficiently as possible. We are a partner of this initiative, which is hosted by the World Resource Institute. Our role is to support in-country implementation as well as technical assistance. We supported 36 countries¹⁹ to develop their Intended National Determined Contributions (INDCs) before the Paris Climate Conference and we are currently supporting countries with readiness for implementation, among others, developing implementation plans, assessing specific sectoral actions to achieve their National Determined Contributions, including national climate finance roadmaps.
Copenhagen Centre on Energy Efficiency	The Centre continued to establish itself as an important contributor to global energy efficiency implementation and in 2017 supported release of a range of publications to build the evidence base for energy efficiency. The Centre also provides the technical deployment team to UN Environment Programme's District Energy in Cities Initiative and widened this technical resource to assist with projects in other sectors, notably buildings and public lighting, with a focus on outreach and engagement of the private sector and sub-national governments.

¹⁶ A Capital, ABP, Allianz, Amundi Asset Management, AP4, Australian Ethical, BNP Paribas Investment Partners, Caisse des Dépôts (CDC), Church of Sweden, Environment Agency Pension Fund (UK), Fonds de réserves pour les retraites, Hermes Investment Management (UK), Humanis, Inflection Point Capital Management, KLP, Le Régime de Retraite additionnelle de la Fonction publique (ERAFP), Local Government Super (Australia), Mandatum Life, Mirova Natixis, MN, Ohman, Robecco SAM, Sonen Capital, Storebrand, Toronto Atmospheric Fund, University of Sydney and Web Asset Management.

¹⁷ See <http://www.unepfi.org/fileadmin/climatechange/PDC2015pressrelease.pdf>.

¹⁸ Central African Republic, Chile, Côte d'Ivoire, Ghana, Mexico, Morocco, Nigeria and Togo.

¹⁹ Antigua and Barbuda, Afghanistan, Benin, Burundi, Cambodia, Chad, Republic of Congo, Democratic Republic of Congo, Dominica, Eritrea, Fiji, Gabon, Guinea Bissau, Kyrgyzstan, Lesotho, Maldives, Mauritania, Moldova, Mongolia, Mozambique, Myanmar, Namibia, Nauru, Niger, Papua New Guinea, Rwanda, São Tomé & Príncipe, Senegal, Seychelles, South Africa, Sri Lanka, Swaziland, Turkmenistan, Uzbekistan, Zambia and Zimbabwe.

UNEP DTU Partnership, Centre on energy, climate and sustainable development (UDP), hosted by the Technical University of Denmark (DTU)

Through its Collaborating Centre (UDP) the UN Environment Programme provides technical and scientific based support on clean energy and climate policy to developing countries. This includes projects such as the Global Technology Needs Assessment, which is implemented in close collaboration with the UNFCCC Technology Mechanism²⁰. The Project supported 36 countries between 2009 and 2013, and 26 countries between 2014 and 2018. The third phase of the project with 23 countries is expected to start by mid 2018. It will include mainly Least Developed Countries and Small Island Developing States.

Through UDP, UN Environment Programme is also contributing to the implementation of the enhanced transparency framework, by implementing the Initiative for Climate Action Transparency (ICAT). ICAT supports improved transparency and capacity building under the Paris Agreement by providing policymakers around the world with guidance and support to measure and assess the impacts of their climate actions. Working initially with 21 developing countries²¹, ICAT is helping governments build capacity to measure the effects of their policies and report progress publicly. This will foster greater transparency, trust and ambition in climate policies worldwide. The initiative works to improve the availability and quality of data and enable countries to promote efficient, cost-effective policies.

UN Environment Programme and UDP are jointly supporting the Capacity Building Initiative for Transparency (CBIT), operationalized by the Global Environment Facility (GEF). We are supporting more than 20 countries²² to develop project proposals and subsequently implement the projects (Preparation of Project Identification Forms, PIF, and CEO Endorsement Documents). In addition, we are supporting the countries to develop their institutional and technical capacities for enhanced transparency.

We are also implementing the CBIT Global Coordination Platform, which aims to facilitate coordination, information sharing, and knowledge management in the area of transparency. The Platform is designed to centralizing information on countries' status and needs for transparency; support provided by different initiatives to improve national monitoring, reporting and verification systems in developing countries, and the available knowledge resources. By convening Parties, support initiatives, agencies and other practitioners to a virtual meeting place, the platform will facilitate knowledge exchange and community building.



²⁰ The Technology Mechanism consists of the Technology Executive Committee and the Climate Technology Centre and Network.

²¹ Brazil, Cambodia, Colombia, Costa Rica, Dominican Republic, Ecuador, Ghana, India, Indonesia, Kenya, Mexico, Morocco, Mozambique, Peru, Philippines, Rwanda, Senegal, Sri Lanka, Tanzania, Thailand, Trinidad and Tobago.

²² Antigua and Barbuda, Argentina, Azerbaijan, Burkina Faso, Cambodia, Chile, Costa Rica, Côte d'Ivoire, Dominican Republic, Georgia, Ghana, Honduras, Lao People's Democratic Republic, Lebanon, Liberia, Mongolia, Pakistan, Panama, Peru, Papua New Guinea, Sierra Leone, South Africa, Togo, Uganda.

REDUCING EMISSIONS FROM DEFORESTATION AND FOREST DEGRADATION AND HELPING COUNTRIES SEIZE INVESTMENT OPPORTUNITIES

The Paris Climate Agreement recognizes the central role of forests in achieving the goal of keeping temperatures well below 2°C through mitigation options that aim to reduce emissions from deforestation and forest degradation. To date, 118 countries have included forestry and land use measures as part of their pledges in their Nationally Determined Contributions.²³ This represents 162 million hectares of restored, reforested and afforested land, which is in line with the Bonn Challenge and the New York Declaration on Forests.

The UN-REDD Programme, jointly implemented by UN Environment Programme, the Food and Agricultural Organization of the UN and the UN Development Programme, is supporting 64 countries to become “REDD+ ready”, or prepared to welcome relevant investment opportunities. In 2016-2017, seven countries (Chile, Costa Rica, the Democratic Republic of Congo, Ecuador, Peru, Sri Lanka and Vietnam) finalized and/or adopted national REDD+ strategies that recognize multiple benefits and/or the role of private sector. This exceeds the UN Environment Programme target of six additional countries having attained this goal by December 2017. This progress marks an important step in complying with the Climate Change Convention’s Warsaw Framework requirements for allowing countries to receive results-based payments. Since the start of the REDD+ programme, a total of 23 countries²⁴ have been developing, adopting or implementing national REDD+ strategies.

To complement the support to countries to develop and implement national REDD+ strategies, new innovative partnerships for transformative land management have been established. In Indonesia,²⁵ the Tropical Landscape Finance Facility was established, with UN Environment Programme as Secretariat of the Facility. The World Agroforestry Centre, BNP Paribas and ADM Capital are key partners in the Facility, which will include both a loan and grant window. The Facility will provide long-dated and concessional debt, securing refinancing

from a capital finance programme via long-dated Tropical Landscapes Bonds. The Facility seeks to provide the world’s first-ever large-scale finance programme for landscape protection and rural livelihoods; with its motto being “leveraging private finance for public good”. The Facility aims to lend more than US\$1 billion to commercial projects, with significant positive social and environmental impact in Indonesia.

In addition, the Norwegian Government – in partnership with tropical forest countries, the Sustainable Trade Initiative (IDH), UN Environment Programme, the Global Environment Facility²⁶, and supported by major food companies and international environmental non-governmental organizations – is setting up The Tropical Forest and Agriculture Fund. The fund will seek to trigger private investment in deforestation-free agriculture in countries that are working to reduce their deforestation and forest and peat degradation. The fund aims to protect over five million hectares of forests and peatlands through projects secured by 2020.



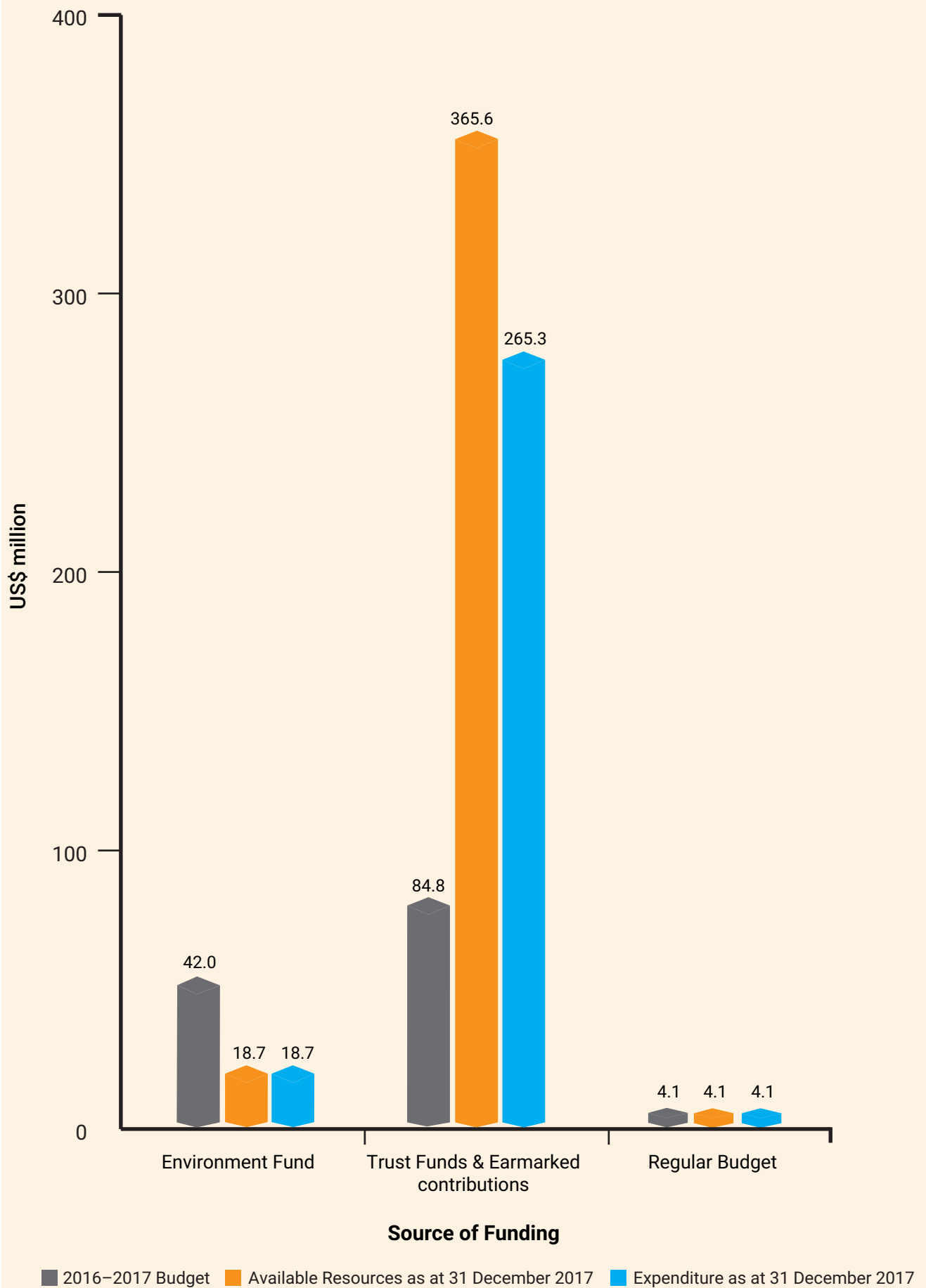
²³ Nationally Determined Contributions are national plans that outline what post-2020 climate actions countries intend to undertake under the Paris Climate Agreement.

²⁴ Argentina, Bangladesh, Bhutan, Bolivia, Cambodia, Chile, Colombia, Costa Rica, Côte d’Ivoire, Democratic Republic of Congo, Ecuador, Kenya, Mexico, Mongolia, Nigeria, Panama, Paraguay, Peru, Republic of Congo, Sri Lanka, Uganda, Viet Nam and Zambia.

²⁵ Indonesia has a funding gap of more than US\$ 20 billion for projects that address climate change mitigation and adaptation through, inter alia, inclusive access to energy, improved smallholder productivity, rural livelihoods and poverty alleviation.

²⁶ The Global Environment Facility has provided a US\$2 million reimbursable grant.

Financial Performance: Climate Change



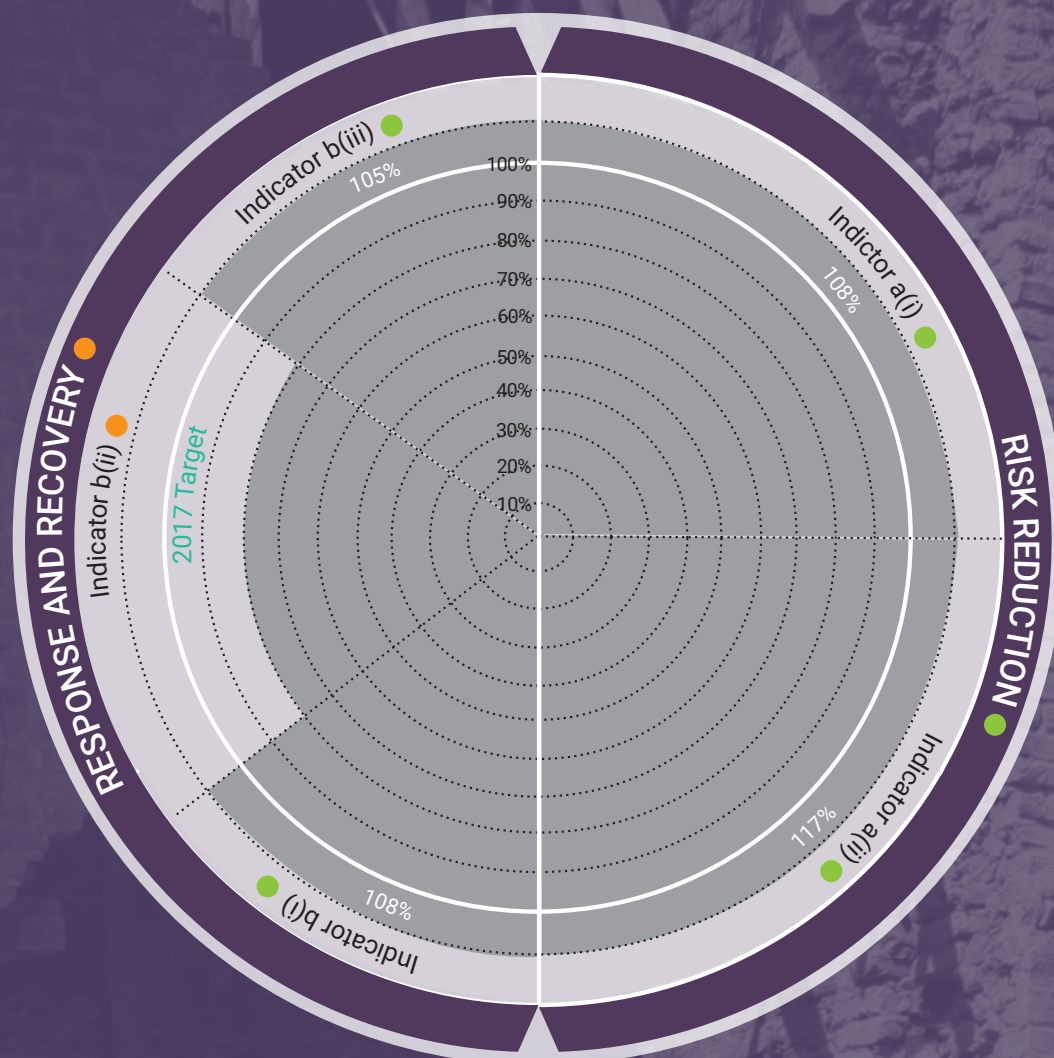


DISASTERS AND CONFLICTS

In our work on disasters and conflicts, we focus on achieving results in two areas:

- **Risk reduction**, where we improve the capacity of countries to use environmental management to prevent and reduce the risks of natural hazards, industrial disasters and conflict.
- **Response and recovery**, where we support countries in the aftermath of a disaster or conflict to identify and address environmental risks that could have serious social and economic impacts.

We performed well against most of our indicator targets for the 2016-2017 biennium, exceeding four of the five.



INDICATORS OF ACHIEVEMENT

RISK REDUCTION

- a) i) Percentage of countries vulnerable to natural and man-made disasters that progress at least one step in four of six categories in the country capacity framework for natural resource and environmental management, with the assistance of UN Environment Programme
- a) ii) Increased number of United Nations policies, programmes and training courses on risk reduction that integrate best practices in sustainable natural resource management based on UN Environment Programme reports and inputs

RESPONSE AND RECOVERY

- (b) (i) The capacity of countries to use natural resource and environmental management to support sustainable recovery from natural and man-made disasters is improved
- (b) (ii) Increased percentage of national recovery plans that prioritize environment and natural resource management needs based on UN Environment Programme assistance
- (b) (iii) Percentage of country requests for emergency response met by assistance

RISK REDUCTION

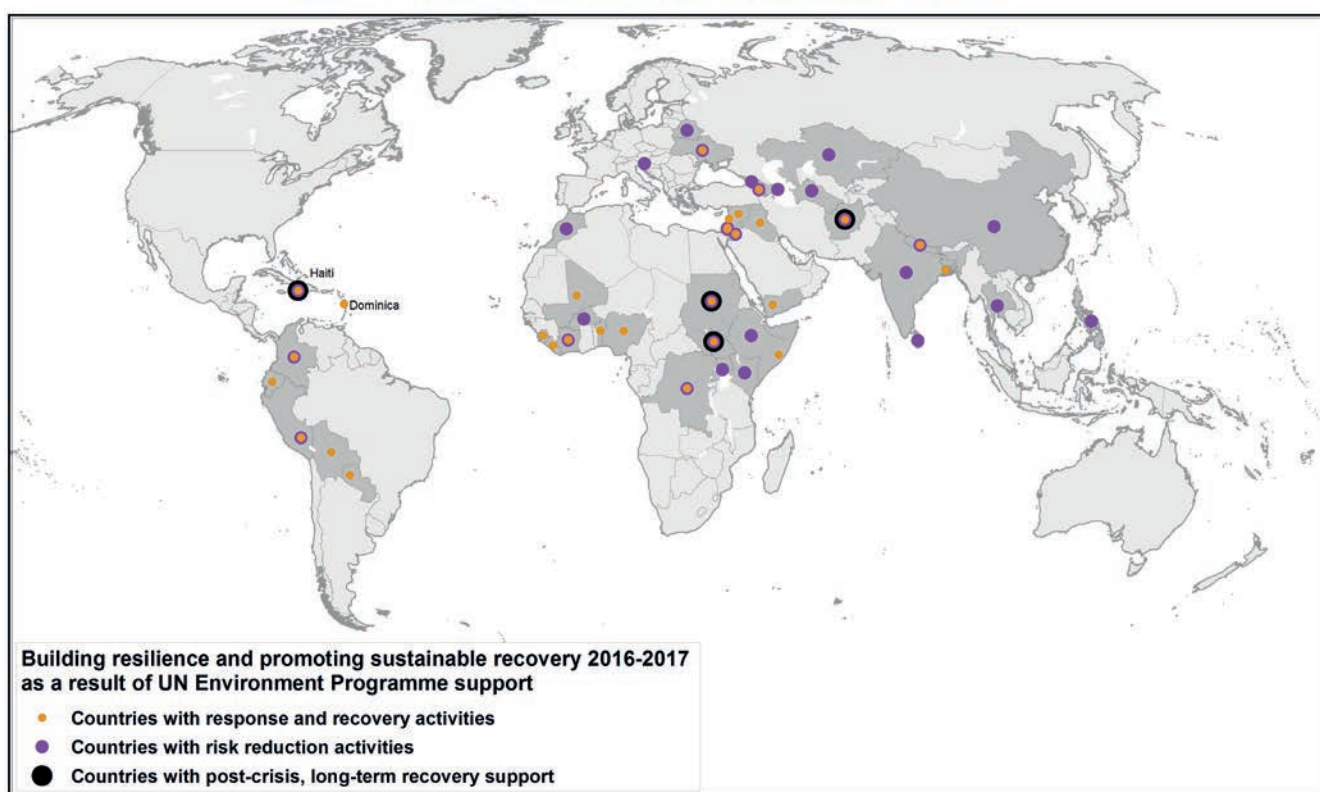
During the biennium, **UN Environment Programme supported 29 countries¹ to reduce the risks of natural disasters, industrial accidents and conflicts.**

We gauge our progress with two indicators. The first indicator (EA.A.i), on country capacity, is repeated (also EA.B.iii) as a way of tracking our progress on both risk reduction and response and recovery. At the national level we have supported Afghanistan, Sudan, South Sudan and Haiti to reduce risks in the context of post-crisis recovery, as evidenced by forward progress along a yearly assessed country capacity

framework (**81% forward progress against a biennial target of 100%**).

Our risk reduction work is also assessed through the extent to which we can integrate ecosystem-based solutions for disaster risk reduction and peacebuilding across the wider United Nations system. By the end of 2017, we had significantly influenced the programmes of three UN partners, two major UN policies and two trainings, **exceeding our target for the biennium** (biennial target: +2 each of policies, programmes and trainings over the end of the previous biennium baseline).

Building resilience and promoting sustainable recovery



MORE COUNTRIES REDUCE THEIR RISKS TO DISASTERS WITH OUR SUPPORT IN 2016-2017

Country	Result
China	Improved emergency preparedness in the industrial city of Tianjin through capacity building on Awareness and Preparedness for Environmental Emergency at a Local Level (APELL) methodology done in partnership with Tsinghua University.
Jordan	Co-delivered Capacity for Disaster Reduction Initiative (CADRI) assessment for the country, highlighting areas for improvement in environment, water and agriculture.
Kazakhstan	Capacity was built on environmental emergency risk in disaster risk management, in partnership with the Central Asian Centre on Emergency Response and Disaster Risk Reduction
Uganda	Capacity built in government on environmental emergency response and environmental management in the oil industry in support of Norway's Oil for Development Programme

¹ Afghanistan, Armenia, Azerbaijan, Belarus, Burkina Faso, Cote d'Ivoire, China, Colombia, Democratic Republic of the Congo, Ethiopia, Georgia, Haiti, India, Jordan, Kazakhstan, Kenya, Morocco, Nepal, Palestine, Peru, Philippines, Slovenia, South Sudan, Sri Lanka, Sudan, Thailand, Turkmenistan, Uganda and Ukraine.

INFLUENCING POLICES, PROGRAMMES AND TRAINING COURSES IN 2016-2017 TO REDUCE RISK			
Who we influenced	What we influenced	What we did	Why it is important
Humanitarian agencies operating across Sudan	The Sudan Humanitarian Fund	We worked with the Sudan Office for the Coordination of Humanitarian Affairs to integrate environmental issues into their manual and screen projects for environmental effectiveness	All 54 project proposals to the humanitarian fund, valued at many millions of dollars, were screened for their environmental performance, a catalytic intervention that helps to improve the overall performance and sustainability of the sector.
Countries and international organizations in the Extractive Industry Transparency Initiative (EITI)	The Extractive Industry Transparency Initiative's open data standards	In collaboration with the Extractive Industry Transparency Initiative and the World Bank, we provided detailed inputs on the content of the new open data policy, drawing in particular on experience from fragile states, and improving environmental transparency.	The Extractive Industry Transparency Initiative is one of the primary mechanisms for promoting public awareness about how countries manage their oil, gas and mineral resources. Originally focusing on revenue payments the Extractive Industry Transparency Initiative's expansion into social and environmental issues offers a powerful avenue to improve environmental management in the extractive sector, particularly in fragile states.
Member states, 13 members within the UN system	The Anticipate, Absorb and Reshape (A2R) initiative on climate resilience	We have been closely involved in the development of the Anticipate, Absorb and Reshape initiative on climate resilience and provides A2R with shared Secretariat (with the Food and Agriculture Organization)	This initiative was launched at the Paris Conference of the Parties in 2015 but began operating with its Leadership group in 2016. The new initiative will strengthen the ability of countries to anticipate hazards, absorb shocks, and reshape development to reduce climate risks.

RESPONSE AND RECOVERY

During the biennium, **we helped 28 countries² assess, and respond to, and recover from a variety of natural disasters, industrial accidents and armed conflicts.**

Our response and recovery work is assessed through three indicators.

The first indicator tracks our responsiveness in providing technical assistance to countries affected by environmental emergencies. During the biennium, **we deployed 17 technical assessment missions, meeting all but one request** (from Syria, where security considerations precluded deployment).

The second indicator tracks the extent to which our recommendations as part of those technical missions substantially influence recovery plans. In the 60-month period between July 2012 and June 2017, 28 assessment missions made substantial recommendations for addressing environmental priorities in the post crisis phase. **Follow-up monitoring showed that in 18 cases our recommendations were significantly acted upon by the national government or our international**

partners. This reflects our ability to influence outcomes significantly roughly 64% of the time (or 76% of the target). This is work which we will continue to build on and improve following the United Nations Environment Assemblies in May 2016 and December 2017 which passed two resolutions asking UN Environment Programme to expand its services in areas affected by armed conflict and to address conflict related pollution caused by armed conflict or terrorism.

The third indicator returns to our country capacity indicator, where we support countries emerging from crisis as they seek to put in place critical environmental policies, plans and institutions as part of a wider recovery process. **In 2017, additional progress reached a total of 13 cumulative steps along the Country Capacity Framework (out of a required 16), hence the estimated score of 81%**

² Afghanistan, Armenia, Bangladesh, Benin, Bolivia, Cote d'Ivoire, Colombia, Democratic Republic of the Congo, Dominica, Ecuador, Haiti, Iraq, Jordan, Lebanon, Liberia, Mali, Nepal, Nigeria, Palestine, Paraguay, Peru, Sierra Leone, Somalia, South Sudan, Sudan, Syrian Arab Republic, Ukraine and Yemen.

MORE COUNTRIES RESPOND TO EMERGENCIES IN 2016-2017 WITH OUR SUPPORT

Country	Our support	Result
Iraq (damage from the Islamic state; stability of the Mosul dam; response to the December 2017 earthquake)	Several assessment teams deployed to assess damage in and around Mosul as a result of the fighting against the Islamic state group	The government is informed about a variety of urgent environmental risks which have informed management of polluted conflict waste and the recovery programme for the country.
Sierra Leone (2017 landslides and floods)	In response to the August 2017 landslide that claimed the lives of 500 people, an environmental expert was mobilized.	The expert's work, contributed to the environmental and waste management part of the World Bank post disaster assessment and early recovery plans, including dialogue over how to reduce the risks of future flooding and landslide impacts around the capital, Freetown.
Haiti (October 2016 hurricane)	An environmental emergency expert was mobilized through the Joint UN Environment Programme/ UN Office for the Coordination of Humanitarian Affairs (OCHA) Environment Unit (JEU), with support of the European Union Civil Protection Mechanism, as part of the United Nations Disaster Assessment and Coordination (UNDAC) team deployed to support the response to Hurricane Matthew.	The environment was integrated in humanitarian plans (Flash Appeal, Humanitarian Response Plan) and the Post Disaster Needs Assessment. Recovery in the South is being coordinated around agriculture and incorporating environmental considerations.

Countries receiving UN Environment's long-term support progress in building capacity

	Afghanistan				Haiti				South Sudan				Sudan			
	2014	2015	2016	2017	2014	2015	2016	2017	2014	2015	2016	2017	2014	2015	2016	2017
Access to information, data availability	➔	➔	➔	⬆	➔	➔	➔	⬆	➔	➔	➔	➔	➔	➔	⬆	➔
Policy and planning	➔	➔	➔	➔	➔	➔	➔	➔	➔	➔	➔	➔	➔	➔	➔	➔
Legal environment	➔	➔	➔	➔	➔	➔	➔	➔	➔	⬆	➔	➔	➔	➔	➔	➔
Institutions	➔	➔	⬆	➔	⬆	➔	➔	➔	➔	➔	⬆	➔	➔	➔	➔	➔
Implementation and enforcement capacity	➔	➔	➔	➔	➔	➔	➔	➔	➔	➔	➔	➔	➔	➔	➔	➔
Public participation	➔	➔	➔	➔	➔	➔	➔	⬆	⬆	➔	⬆	➔	➔	➔	➔	➔

➔ No progress ➔ Slight progress ⬆ Strong progress ⬆ Setback

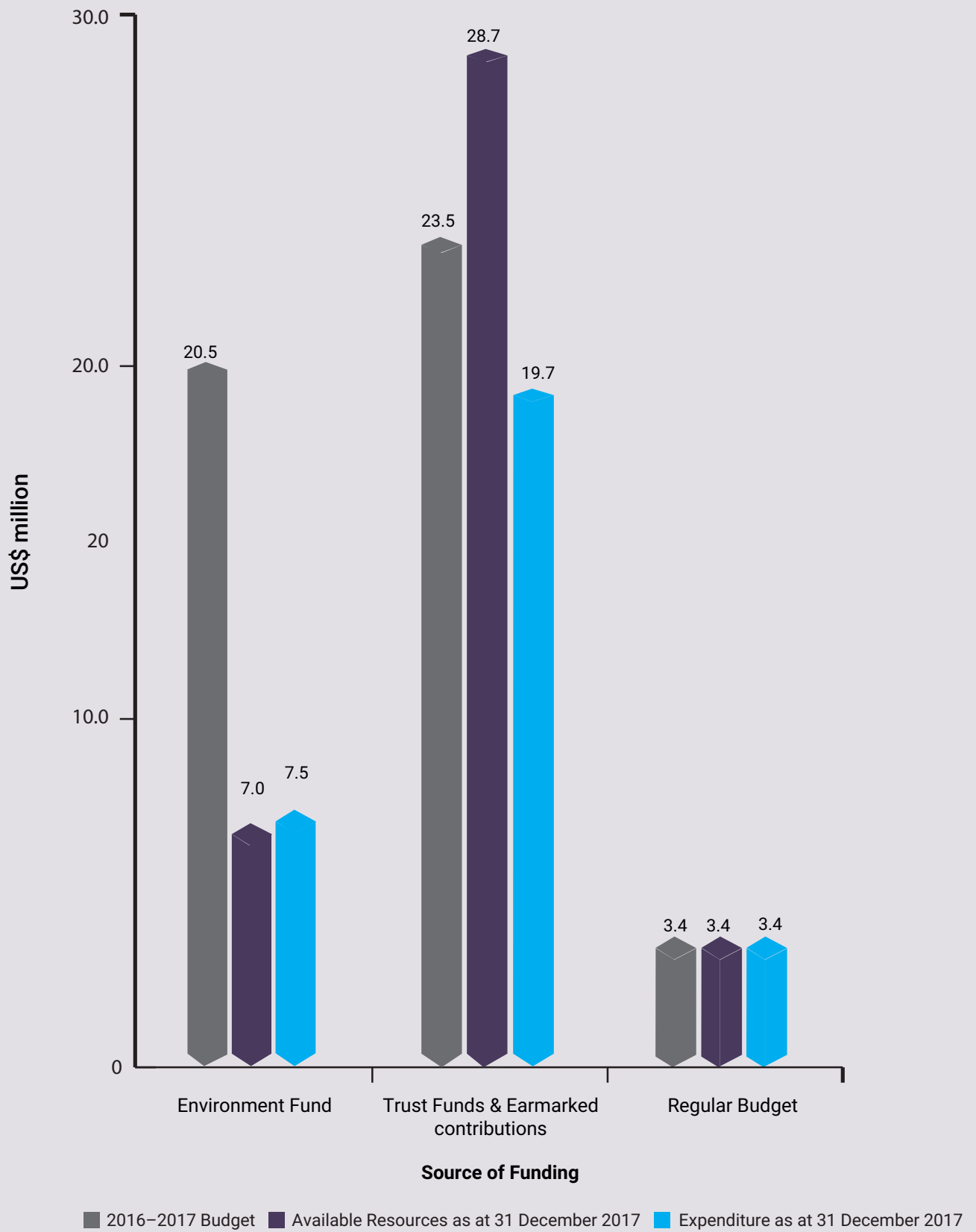
of the target.³ Post crisis countries continue to be challenging places in which to work, requiring careful planning, close coordination and patient support to deliver meaningful services to the countries. During this period UN Environment Programme also

³ The country capacity framework aims to provide an objective assessment of the extent to which UN Environment Programme has built overall country-level capacity for environmental governance in six dimensions: 1. Access to information and availability of data for informed decision-making; 2. Enhanced planning and policy development skills; 3. Improved regulatory frameworks; 4. Stronger environmental institutions; 5. Implementation and enforcement capacity; and 6. Public participation in decision-making. Each dimension has six components or steps. Country project teams, in collaboration with national partners, assess the level of environmental governance across each of these components at the end of each year and decide the extent to which they have been achieved (incomplete, partially met, mostly met, or complete). A cumulative equivalent score of four components progressing from incomplete to complete is needed to meet the expected accomplishment. The original indicator anticipated baseline information being available from 2010 and across a wider group of countries. However, it was felt that the indicator would appropriately apply to only those countries in which UN Environment Programme is providing long-term support (currently four). In addition, full baseline information for these four countries was collected in 2013, thereby reducing the time for the achievement of the indicator and skewing the percentage necessary for full achievement of the indicator.

established country presence in Colombia, Somalia and Iraq, which will be reported on in future periods.

Our Disasters and Conflicts programme is relevant to the achievement of all 17 Sustainable Development Goals, as external shocks such as natural disasters, industrial accidents and especially armed conflict have proven to be extremely powerful 'brakes' on development and progress. However, the organization in particular aims to deliver on **Sustainable Development Goal 1 (poverty), 11 (cities), 13 (climate action) and 16 (peace)**.

Financial Performance: Disasters and Conflicts





ECOSYSTEM MANAGEMENT

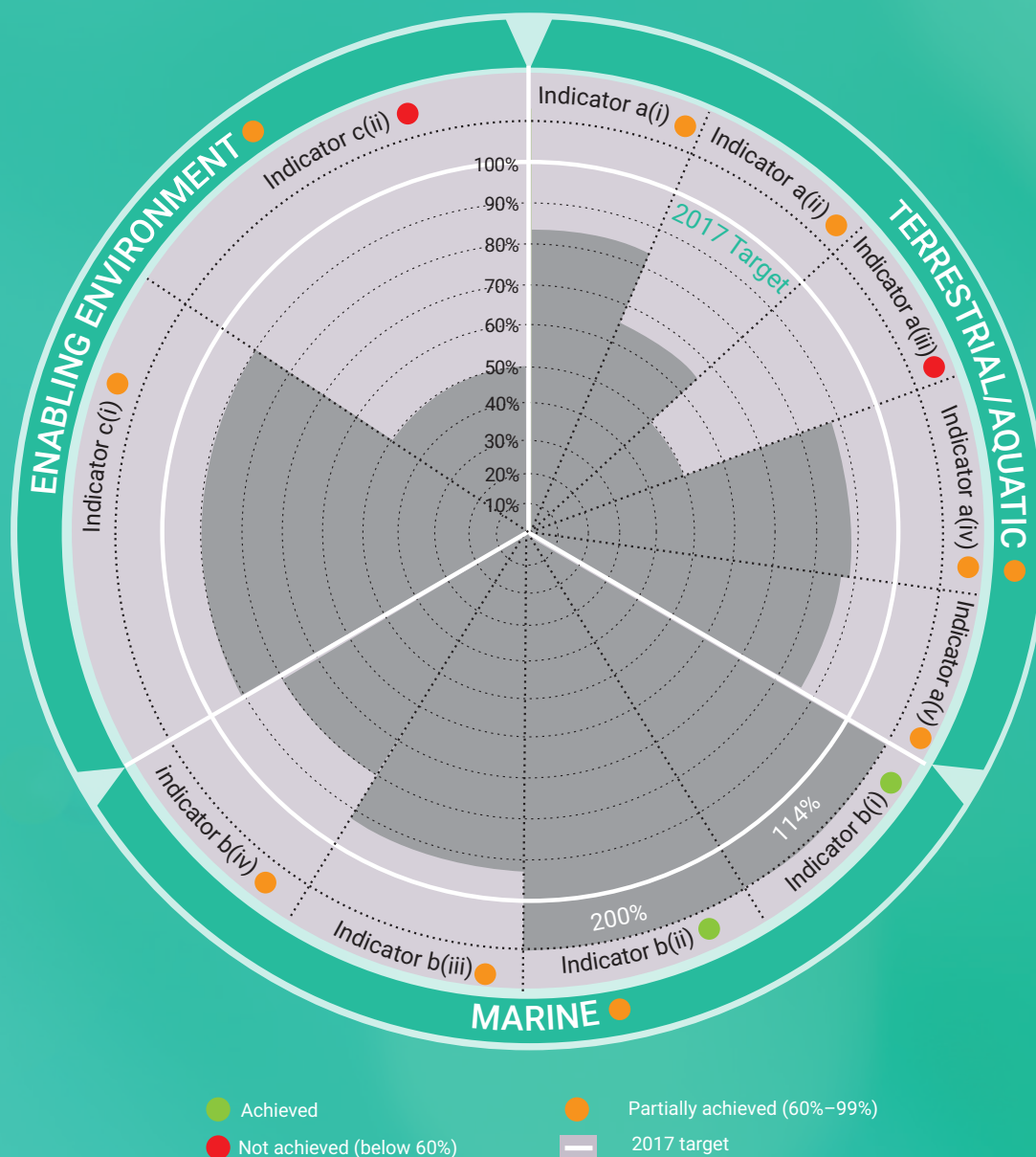
In our work on **ecosystem management**, we focus on achieving results in the following areas:

- **The enabling environment**, where we assist countries in incorporating the value and the long-term functioning of ecosystems in planning and accounting frameworks to meet multiple objectives;
- **The productivity of terrestrial and aquatic ecosystems**, where we help countries use an ecosystem approach to managing terrestrial and aquatic ecosystems; and
- **The productivity of marine ecosystems**, where we help countries use an ecosystem approach in marine ecosystem management.

Our Ecosystems management programme is relevant to the achievement of all 17 Sustainable Development Goals; however, under this programme the organization in particular aims to deliver on SDGs 1 (poverty), 2 (zero hunger), 3 (health and well-being) 6 (clean water and sanitation), 7 (affordable and clean energy), 11 (cities and communities), 12 (consumption and production), 13 (climate action), 14 (life below water), 15 (life on land) and 17 (partnerships).

In 2017, we exceeded two of our targets: on marine litter and wastewater management. However, we were slightly less effective in achieving other targets, which have progressed solidly but not to the extent we had anticipated.





INDICATORS OF ACHIEVEMENT

PRODUCTIVITY OF TERRESTRIAL AND AQUATIC ECOSYSTEMS

- a) (i) Increased percentage of countries integrating the ecosystem approach into sector-based natural resource management, with the assistance of UN Environment Programme
- a) (ii) Increased ratio of river basins where the ecosystem approach is approved by governing bodies or under implementation by parties, to the total number of river basins in countries, with the assistance of UN Environment Programme
- a) (iii) Increased percentage of countries that are improving their water quality frameworks based on the international water quality guidelines, with the assistance of UN Environment Programme
- a) (iv) Increased percentage of area managed using an ecosystem approach out of the total area covered by countries, with the assistance of UN Environment Programme
- a) (v) Increased percentage of area, by country or by group of countries that share transboundary ecosystems, of land or watershed ecosystem restoration, with the assistance of UN Environment Programme

PRODUCTIVITY OF MARINE ECOSYSTEMS

- b) (i) Increased percentage of countries and corporations adopting action plans to reduce marine litter and wastewater in coastal and marine ecosystems, with the assistance of UN Environment Programme
- b) (ii) Increased percentage of countries and corporations adopting action plans to reduce untreated wastewater in coastal and marine systems, with the assistance of UN Environment Programme
- b) (iii) Increased percentage of regional seas for which the ecosystem approach is being implemented by parties, with the assistance of UN Environment Programme
- b) (iv) Increased percentage of area covered by an ecosystem-based management plan out of the total area covered by countries, with the assistance of UN Environment Programme

BUILDING KNOWLEDGE AND ENABLING CONDITIONS

- (c) i) increase in the number of countries that integrate the ecosystem approach in development planning, with the assistance of UN Environment Programme.
- (c) ii) Increase in the number of countries that integrate priority ecosystem services into their national accounting and budgeting processes, with the assistance of UN Environment Programme capacity framework for natural resource and environmental management, with the assistance of UN Environment Programme.

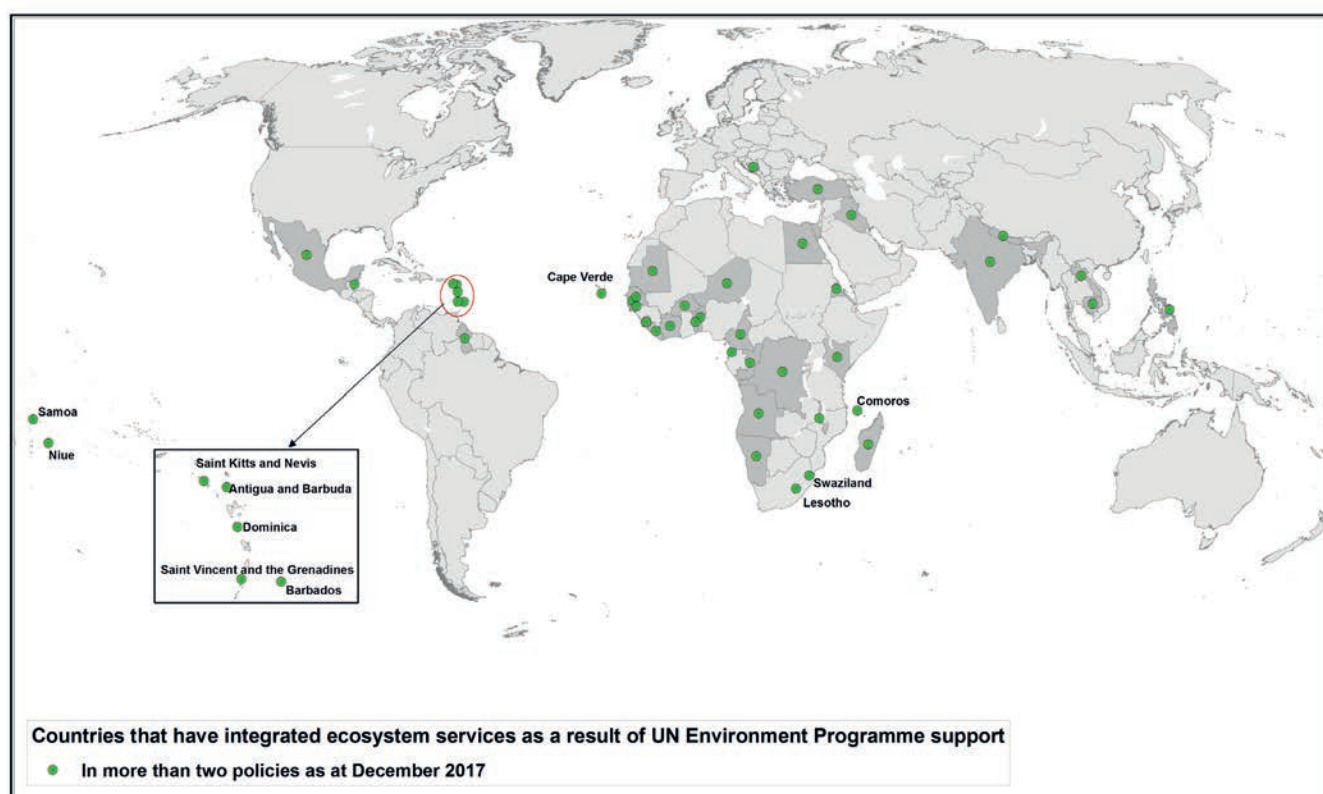
BUILDING KNOWLEDGE AND ENABLING CONDITIONS

To help create an **enabling environment** for countries to manage ecosystems in a sustainable way, we help countries take account of ecosystem services, and use the valuation results and scenario analysis to inform policy, assess freshwater ecosystems, water quality and water resource management, incorporate considerations of the health and productivity of ecosystems and landscapes into their policy frameworks and monitor and report on SDG 6 (water). By the end of 2017, **13¹ countries had incorporated ecosystem services values into their planning processes. Fifteen² countries had taken steps to adopt and implement the international water quality guidelines to improve water quality and more than 90 countries had reported about the status of water quality. Forty-five countries³ had also incorporated the health and productivity of ecosystems as an element in at least two of their policy frameworks.**

We offer several products and services in our work to achieve this result. The following were used in 2016-2017:

- Our products and services that contribute to the establishment of accounts on ecosystem services which include valuations; standard setting; capacity building; *The Economics of Ecosystems and Biodiversity* study for Agriculture and Food; and the Inclusive Wealth Index.
- As per resolution 27/3 of the UN Environment Programme Governing Council, we worked with countries to compile best practices and frameworks for water quality. The document “A Framework for Freshwater Ecosystem Management” was launched during the 3rd session of the UN Environment Assembly.
- As custodian agency for three of the indicators within Sustainable Development Goal (SDG) 6 on water, we provided technical guidance and capacity support to over 90 countries to enable monitoring and reporting on ambient water quality (50 countries reported), integrated water

Integration of ecosystem services in policies



- 1 Australia, Brazil, Botswana, Canada, Colombia, Ethiopia, Guatemala, Kenya, Mauritius, Morocco, Philippines, Rwanda and Uganda.
- 2 Comoros, Finland, Germany, Ghana, Guatemala, Japan, Maldives, Netherlands, New Zealand, Peru, Senegal, South Africa, Switzerland, Uganda, United States of America.
- 3 Angola, Antigua and Barbuda, Barbados, Belize, Benin, Bosnia-Herzegovina, Burkina Faso, Cambodia, Cameroon, Cape Verde, Comoros, Côte d'Ivoire, Democratic Republic of Congo, Dominica, Equatorial Guinea, Egypt, Eritrea, Gambia, Guinea Bissau, Guyana, India, Iraq, Kenya, Lao PDR, Lesotho, Liberia, Madagascar, Malawi, Mauritania, Mexico, Namibia, Nepal, Niue, Niger, Philippines, Republic of Congo, Samoa, Saint Christopher and Nevis, Saint Vincent and the Grenadines, Senegal, Sierra Leone, Swaziland, Togo, Turkey and Tanzania.

- resources management (135 countries reported), water-related ecosystems (38 countries reported).
- The UN Environment Programme Freshwater Strategy 2017 - 2021 was developed and published, setting the ambition and scope of activities to be undertaken in this five-year period. A further publication on using indicators

for improved water resources management was developed and published by UN Environment Programme/Danish Hydrological Institute Centre for Water and Environment.

- For the third session of the UN Environment Assembly, we supported representatives from the Member States in merging three draft resolutions on water. A new resolution on water quality (UNEP/EA.3/Res.10) was adopted, which calls for more actions to tackle global water pollution as well as increased efforts on water quality monitoring and relevant data.
- During the third UN Environment Assembly, we also supported Member States to merge two draft resolutions on soil pollution resulting in the resolution “Managing soil pollution to achieve Sustainable Development (UNEP/EA.3/Res.6)”.
- We worked with more than 100 countries to put in place policies and strategies on biodiversity, desertification, biosafety, agriculture, forestry and access and benefit sharing. We further supported country work through global forums, capacity building, review and data.
- As per UN Environment Assembly Resolution 2/14, we compiled a review of best practices in engaging rural communities in wildlife management and compiled an analysis of the multiple threats faced by wildlife around the globe.

PRODUCTIVITY OF TERRESTRIAL AND AQUATIC ECOSYSTEMS

By the end of 2017, we had enabled different sectors in a total of **36⁴ countries** to use an ecosystem approach. We had also enabled **nine water basins⁵**

to take steps to secure the health and productivity of terrestrial and aquatic ecosystems. We have also supported the establishment of protected areas and the advancement of ecosystem restoration.⁶

We offer several products and services in our work to achieve this result. The following were used in 2016 - 2017:

We provided technical support through UN Water and the Global Integrated Monitoring Initiative on Water to monitor and report on the indicators under the Sustainable Development Goal 6. We have further compiled best practices on water quality and published *A Framework for Freshwater Ecosystem Management*. Furthermore, in collaboration with countries, we have raised the level of awareness and capacity to monitor, address and report on water quality and water-related ecosystems.

Through collaboration with the Global Research Partnership and the members of the Landscape for People Food and Nature initiative, PROTEUS and the Finance Initiative, we made best practice and data available to the finance, extractive, agriculture, forestry, water and energy sectors.

We initiated the **Global Peatlands Initiative** in 2016, which has grown to 28 partners including four pilot countries (Indonesia, Republic of the Congo, Democratic Republic of the Congo, and Peru). Peatlands are found in over 180 countries, and while they cover less than 3 per cent of the world’s land surface, they emit an estimated 5 per cent of all greenhouse gas emissions and are home to globally important biodiversity. The Initiative provides state of the art scientific and technical advice to countries requesting support for the conservation, sustainable management and restoration of peatlands.

More countries use an ecosystem approach to improve productivity

Country	Result
Nepal	Pollination management plans have been adopted and pollinator conservation has been included in the revised Agrobiodiversity Policy.
Cambodia	Cambodia incorporated UN Environment Programme knowledge products and scenario analysis of the landscape approach in their national climate change plan. They also completed and endorsed a National Invasive Species Strategy and Action Plan.
Malawi	A new fisheries and aquaculture policy was adopted.
Seychelles	A National Integrated Water Resources Management plan and a national Water Policy were developed and approved.

4 Angola, Australia, Benin, Brazil, Burkina Faso, Cambodia, Côte d'Ivoire, Cuba, Democratic Republic of Congo, Dominican Republic, Ecuador, Ethiopia, Ghana, Guinea, Guinea-Bissau, Haiti, India, Indonesia, Iraq, Kenya, Liberia, Madagascar, Malawi, Mali, Nepal, Nigeria, Papua New Guinea, Peru, Republic of Congo, Rwanda, Seychelles, Sierra Leone, South Africa, Togo, Uganda and Ukraine.

5 Lukaya, Mekong, Mixteca, Molopo-Nossob, Tana and Tigris-Euphrates, La Plata, Mutsamundu river and Provaz basin.

6 Argentina, Bolivia, China, Cook Island, Cuba, Ecuador, Ethiopia, Marshall Islands, Mexico, Micronesia, Mozambique, Nauru, Palau, Paraguay, Peru, Tanzania and Zambia.

PRODUCTIVITY OF MARINE ECOSYSTEMS

Country action on marine litter and wastewater continued to increase in 2017, with another 22 countries, sub-national level governments and private sector entities⁷ agreeing on marine litter or wastewater action plans. As requested by the UN Environment Assembly, the overall study of the global, and regional policies and governance frameworks was completed and submitted to the third session of the Assembly. Forty countries joined the UN Environment Programme Clean Seas campaign.

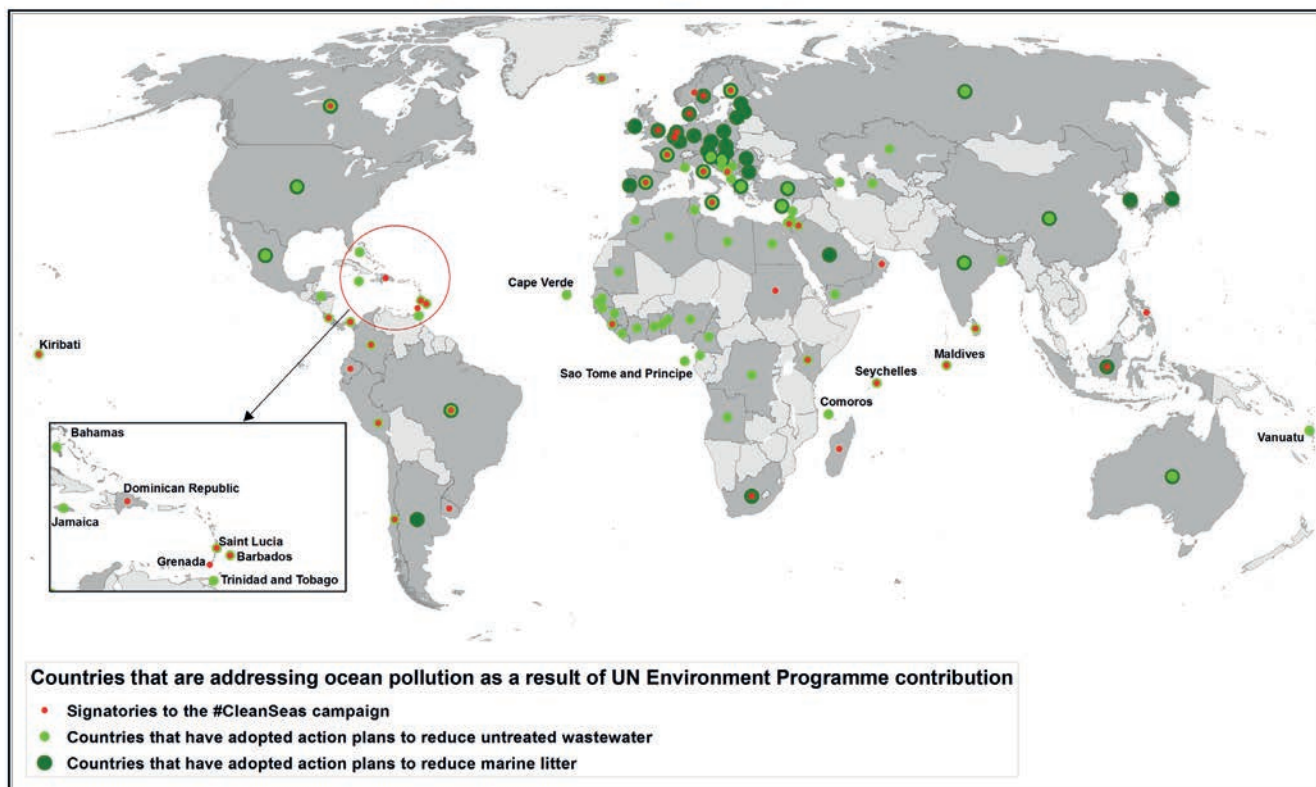
UN Environment's **Regional Seas Programmes and the Global Programme of Action for the Protection of the Marine Environment from Land-Based Activities (GPA)** are the main vehicles that we use to support countries in integrating the ecosystem approach in their efforts to sustain coastal and marine ecosystems. By the end of 2017, 61 per cent⁸ of regional seas (11 out of 18 regional seas programmes or action plans) or their member states had demonstrated the usage of an ecosystem approach to improve the management of the marine environment. For example, Regional Organization of the Protection of the Marine Environment advanced its preparation of an ecosystem-based management

strategy with the preliminary ecosystem assessment and baseline study of policy instruments and institutions completed. Under the South Pacific Commission, three out of the four member states completed or are progressing on the national integrated ocean policy development processes.

We offer several products and services in our work to achieve this result. The following were used in 2016-2017:

- We provided support to countries to establish action plans to address marine litter and wastewater at the regional, national and sub-national levels.
- We provided secretarial support to the Tehran Convention (Caspian Sea) to establish the trust fund and for the ratification of the Aktau Protocol on regional preparedness, response and cooperation in combating oil pollution incidents.
- The Clean Seas campaign was launched by UN Environment Programme at the end of February 2017. In the ten months that followed, Clean Seas significantly contributed to unprecedented media attention and to a growing political momentum to find global solutions for the issue of marine plastic pollution. Forty⁹ countries

Progress in addressing ocean pollution



7 Marine litter (Hawaii, United States of America; Lanzarote, Spain; Indonesia; G20 countries; and Tesco) and wastewater (Cabo Verde, Gambia, Guinea, Mauritania, Maldives, Senegal).

8 Abidjan Convention, Barcelona Convention, Cartagena Convention, Helsinki Convention, Jeddah Convention, Nairobi Convention, North-West Pacific Action Plan, OSPAR Convention, South Asian Seas Action Plan, Lima Convention, Tehran Convention.

9 Barbados, Belgium, Brazil, Canada, Chile, Colombia, Costa Rica, Denmark, Dominican Republic, Ecuador, Finland, France, Grenada, Iceland, Indonesia, Israel, Italy, Jordan, Kenya, Kiribati, Madagascar, Maldives, Malta, Montenegro, the Netherlands, Norway, Oman, Panama, Peru, Philippines, Saint Lucia, Seychelles, Sierra Leone, South Africa, Spain, Sri Lanka, Sudan, Sweden, United Kingdom and Uruguay.

Increased action to maintain the health and productivity of oceans	
Country, groups of countries or company	Result
Cabo Verde, Gambia, Guinea, Mauritania, Senegal	Adopted or updated wastewater action plans
Tesco	Banned microbeads from all products
Barbados	Piloted a financial mechanism for reef management
Mexico	Pledged to increase marine protection to 23% (more than double the target percentage)
Indonesia	Developed Plan of Action on Marine and Plastic Debris
G20	Approved Marine Litter Action Plan
Maldives	Strategic Action plan developed

joined the campaign, most of them making specific commitments to tackle marine litter. Over 50,000 individual pledges to change behaviours and reduce plastic consumption were recorded across different platforms. Major private sector and institutional partnerships were established, including with DELL, Volvo Ocean Race and the World Association of Zoos and Aquariums.

- We also worked with several countries to harness opportunities from sustainable wastewater management through pilot projects, fact sheets, videos and workshops.
- The Green Fins programme has continued to improve business practices in the scuba diving sector. It now operates in eight countries with over 500 diving and snorkelling operators.

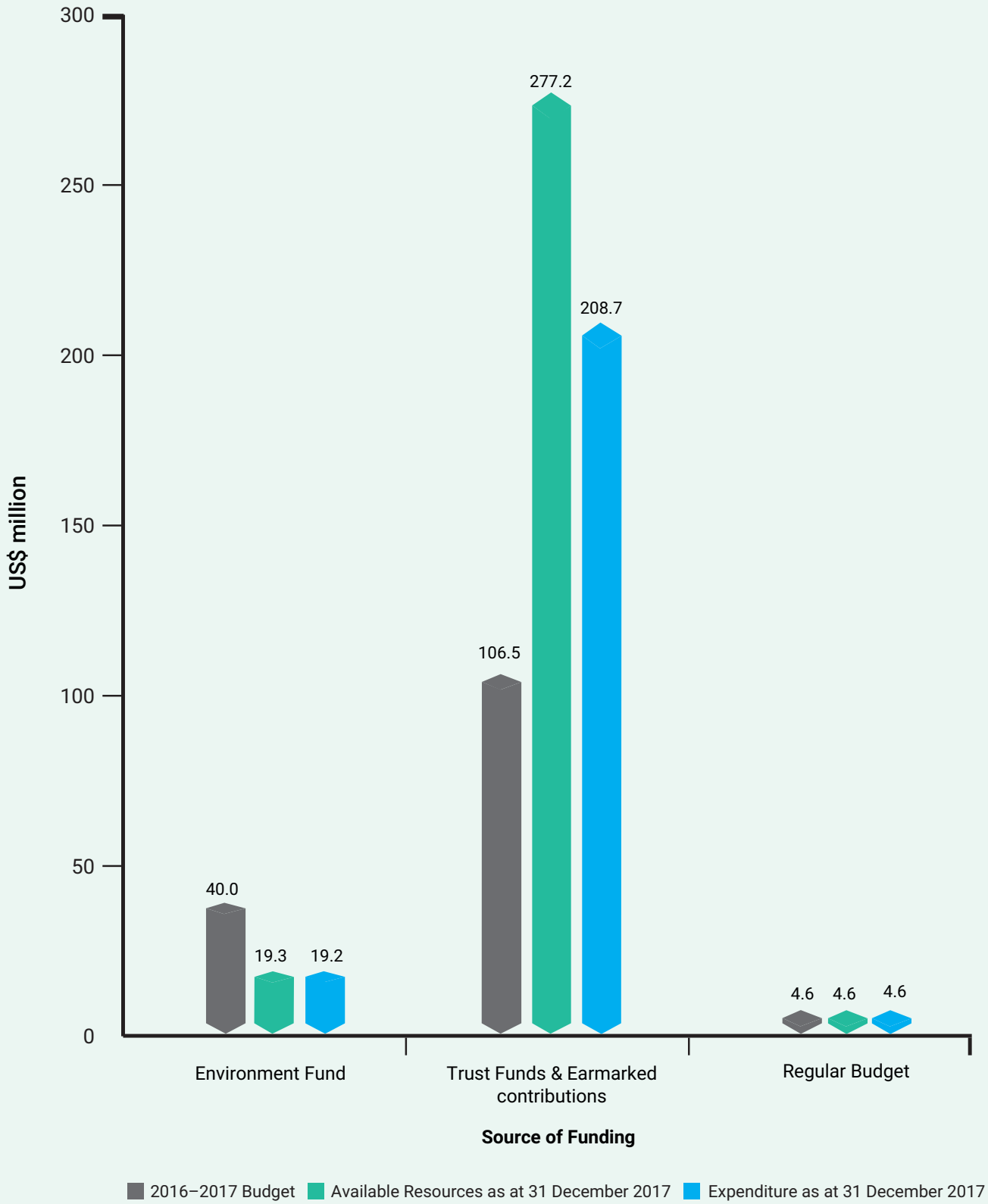
In preparation for the 2018-2021 Mid-Term Strategy, we have increased our focus on how finance is allocated in the public and private sector with several knowledge products and partnerships. This work seeks to substantially shift private financial flow to improved ecosystems management. In 2016, UN Environment, in collaboration with several finance institutions (S&P Global ratings and HSBC) put forward ground-breaking insight into the role of natural resource-related risk in Sovereign Credit Analysis. Furthermore, we facilitated the establishment of the Tropical Landscapes Finance Facility, which is reducing financial barriers to sustainable land management in Indonesia.



© UN Environment

Erik Solheim, Head of UN Environment, joins Afroz Shah in his long-running efforts to clean up Mumbai's Versova Beach.

Financial Performance: Ecosystem Management







ENVIRONMENTAL GOVERNANCE

Environmental Governance comprises the rules, practices, policies and institutions that shape how humanity interacts with the environment. We work to improve environmental governance by fostering:

- **Coherence and synergies:** by helping the UN system and multilateral environmental agreements to work together more coherently,
- **Stronger laws and institutions:** by supporting national efforts to develop and enforce laws and strengthening institutional arrangements for achieving environmental objectives in tandem with social and economic goals, and
- **Mainstreaming of environment into development planning and decision-making:** by assisting countries to integrate environmental sustainability into development planning.

We have made good progress, achieving all our targets across the 11 indicators agreed to measure programme performance for the biennium 2016/2017. Through our programmatic efforts we have also contributed to the implementation of relevant UN Environment Assembly Resolutions and Sustainable Development Goals.¹

¹ The subprogramme contributes to strengthening enabling conditions that are relevant to all the Sustainable Development Goals. However, it has most direct relevance to Goals 1, 16 and 17.



INDICATORS OF ACHIEVEMENT

COHERENCE AND SYNERGIES

- a i) Increased number of joint initiatives to handle environmental issues in a coordinated manner in the United Nations system and multilateral environmental agreement bodies as a result of UN Environment Programme efforts
- a ii) Increased number of collaborative arrangements with the secretariats of selected multilateral environmental agreements which result in increased coherence and synergy between the UN Environment Programme programme of work and the programmes of work of those agreements
- a iii) Increased number of policy instruments or action plans adopted by Governments and United Nations bodies pursuant to the post-2015 development framework, [1] including the sustainable development goals, that incorporate environmental objectives
- Number of policy instruments or action plans adopted by Governments pursuant to the post-2015 development framework that incorporate environmental objectives, as a result of UN Environment Programme efforts
 - Number of policy instruments or action plans adopted by United Nations bodies pursuant to the post-2015 development framework that incorporate environmental objectives
- a iv) Increased number of United Nations entities implementing emissions reduction strategies and/or environmental management systems
- a v) Increased number of environmental policy issues or approaches emerging from UN Environment Programme policy advice or from United Nations system-wide strategies for the environment that are referred to bodies

LAW

- b i) Increased number of legal and institutional measures taken by countries to enforce the rule of law and improve the implementation of internationally agreed environmental objectives and goals, with the assistance of UN Environment Programme
- b ii) Increased number of countries that undertake a review of, and adopt recommendations for, enhanced compliance with, and enforcement of, international environmental obligations, with the assistance of UN Environment Programme upon the request of the countries
- b iii) Increased number of initiatives and partnerships of major groups and stakeholders in support of the development and implementation of national and international environmental law, with the assistance of UN Environment Programme

MAINSTREAMING ENVIRONMENTAL SUSTAINABILITY

- c i) Increased number of United Nations Development Assistance Frameworks (UNDAFs) in countries that incorporate the principles of environmental sustainability, with the assistance of UN Environment Programme and its partners
- c ii) Increased number of countries that advance by at least one level in the UN Environment Programme results measurement framework for assessing public sector engagement in strengthening and applying financial planning instruments for pro poor growth and environmental sustainability, as a result of UN Environment Programme support
- c iii) Increased number of policies and plans from subregional and regional forums that incorporate the principles of environmental sustainability, as a result of UN Environment Programme support

COHERENCE AND SYNERGIES

In a complex international context where a multitude of actors work on issues that affect the environment, UN Environment Programme promotes **coherence and synergy** in the multilateral efforts to address environmental issues, for a more consistent and efficient approach. Five indicators have been agreed to measure progress in this area, which reflect the wide range of ways in which we can better align international efforts on the environment. These indicators, all of which have been met, measure joint initiatives in the UN system to address emerging issues (a(i)), better alignment of efforts with and among multilateral environmental agreements (a(ii)), how environment is reflected in the implementation of Agenda 2030 (a(iii)) and to what extent UN

Environment Programme policy approaches, especially emerging from UN Environment Assembly Resolutions, influence decision-making by other entities and bodies in the UN system (a(v)).

One indicator measures to what extent UN entities “walk the talk”, that is, their commitment and measures to reduce their own environmental footprint (a(iv)). Progress on each of these is summarized in the following box.

- i: **Joint UN initiatives**
- ii: **MEA Synergies**
- iii: **Environment in Agenda 2030**
- iv: **Greening the UN**
- v: **UN uptake of Policies and Approaches**

a.i	Joint initiatives to handle environmental issues in a coordinated manner across the UN system and by Multilateral Environmental Agreements. In order to have a more coordinated response from the UN system to the environmental dimension of the Sustainable Development Goals, developments are taking place at both the global and regional levels, within interagency mechanisms including the Environment Management Group (EMG) ¹ and the United Nations Development Group (UNDG). Six new initiatives were launched. ² Among others, heads of agencies have decided to scale up collaboration and coordination on issues of common concern including biodiversity, greening humanitarian work and environmental law. On wildlife, an Inter-Agency Task Force was established to strengthen the impact potential on fighting Illegal trade in Wildlife and forest products .
a.ii	Collaborative arrangements between UN Environment Programme and the secretariats of multilateral environmental agreements have been set up. This resulted in increased coherence and synergy between the organizations in support of UN Environment Assembly resolutions. Five new arrangements were established ³ (exceeding the target for the biennium). Most progress was achieved in the areas of biodiversity and climate , particularly in the areas of wetlands broad biodiversity objectives.
a.iii	Environmental objectives were embedded into action to implement the 2030 Agenda and better linkages between Multilateral Environmental Agreements and Sustainable Development Goals were established. Tangible results were achieved with UN Environment Programme support in seven cases at the country level, and four in the United Nations context. For example, at country level there have been many instances in which different institutional arrangements were put in place to help implement the Sustainable Development Goals in an integrated way, and to strongly reflect environmental data and policy considerations into specific Sustainable Development Goal action. ⁴
a.iv	Greening the operations of the UN system: 8 additional UN entities (see table below) including the United Nations Headquarters in New York adopted revised environmental policies throughout the biennium, achieving a total of 34 strategies.
a.v	UN bodies ⁵ integrated issues or approaches emerging from UN Environment Programme policy advice in their decisions in the area of environment-human rights linkages; crimes that affect the environment; climate and illegal trade in wildlife and wildlife products .

1 The Environment Management Group is the UN-wide system coordination body on the environment, for which UN Environment Programme provides the secretariat and chairmanship.

2 These results are in support of UN Environment Assembly Resolution 2/5, Delivering on the 2030 Agenda for Sustainable Development. The initiatives include: UN system-wide framework on environmental strategies, Task Force on Illegal trade in Wildlife, EMG approved three new issues requiring joint action for the Issue Management Groups, UN Environment and Office of the High Commissioner for Human Rights adopted Policy and operational messages on Human Rights and the Environment to support UN Country Teams, Thematic Working group on resource-efficient growth created as part of the Asia Pacific United Nations Asia-Pacific Regional Coordination Mechanism and Peer Review of the environmental management of the IMF HQ

3 Strategic collaboration to support the future of wetlands with the Ramsar Convention, revision of national strategies and action plans on biodiversity with UN Environment's support in six countries, climate change law toolkit to support national implementation by UN Environment and UN Climate Change, African Elephant Resolution at Convention on Migratory Species COP, Environment Treaties Programme (joint project with MEA Secretariats).

4 Azerbaijan: National Coordination Council on Sustainable Development established for the effective implementation of the global goals; Costa Rica: voluntary national review uses integrated approach with strong environmental objectives; Mongolia: Data assessment findings integrated into the National Statistics Office Plan to strengthen data capacity for the SDGs; Myanmar: Green economy and green growth and SDG implementation linked in Myanmar's plan on green economy and growth; Vanuatu Environmental Policy and Implementation action plan integrates SDG implementation objectives; Africa: Outcome document of Regional Seminar addresses role of Parliaments in Sub-Saharan Africa to implement SDGs; Global: Cancun Declaration adopted by the Conference of the Parties 13 of the Convention on Biological Diversity reemphasizes the linkages between Multilateral Environmental Agreements and Sustainable Development Goals implementation.

5 UN General Assembly, Human Rights Council and High-Level Committee on Programmes.

Concrete actions to green the UN	
UN Entity	Action
Brindisi Global Support center	ISO 14001 certification
International Labour Organization	New Environmental Management System
United Nations Department of Field Support	Environment strategy
World Bank	New strategic plan on corporate responsibility
UN Office for Project Services	ISO 14001 for entire agency
Food and Agricultural Organization of the United Nations	Corporate Environmental Responsibility Strategy 2017 – 2020
World Food Programme	Environmental Policy 2017
United Nations Headquarters	Action Plan for integrating sustainable development practices into Secretariat-wide operations and facilities management

Two examples of coherence and synergy in action: biodiversity and wildlife, and human rights and environment			
	UN action		National action (or country level result)
Biodiversity and Wildlife	<ul style="list-style-type: none"> • UN Agencies working on Biodiversity post 2020 • UN Agencies aligning and reinforcing their efforts to fight illegal trade in wildlife and forest products • UNGA-resolution calls for strengthened cooperation in combating transnational crime (including against illicit traffic in wildlife) 	<ul style="list-style-type: none"> • Strengthening of mechanism by UN and multilateral environmental agreements-secretariats to integrate implementation of conventions • African Elephant fund endorsed by Convention on Migratory Species 	<ul style="list-style-type: none"> • Countries enhance synergies between Biodiversity and SDGs in their national strategies and action plans (Bahrain, Iran, Lao PDR, State of Palestine, Sri Lanka and Thailand) • Countries review Wildlife policies (Angola, Kenya)
Human Rights and Environment	<p>UN</p> <ul style="list-style-type: none"> • UN Environment Programme and the Office of the High Commissioner for Human Rights joined forces resulting in policy and operational messages on the human rights & environment linkages for the UN Country Teams • UN General Assembly recognized the Human Rights Council Resolution on Human Rights and Environment (34/L.33) 	<p>MEAS</p> <ul style="list-style-type: none"> • Adoption of the Regional Agreement on Access to Information, Participation and Justice in Environmental Matters in Latin America and the Caribbean on Principle 10. 	<p>NATIONAL</p> <ul style="list-style-type: none"> • UN Environment Programme supports countries for stronger recognition of rights regarding the environment and access to information, participation and access to justice in environmental matters.

While our programme of work indicators mostly measure joint initiatives, collaborative arrangements and policy measures, the impact of our efforts is achieved over a much longer time span and depends on efforts beyond UN Environment Programme. For example, through the new issues management group on greening humanitarian work in the context of the United Nations Environment Management Group, the ultimate goal is a new way of working: a low-emission and low-impact humanitarian assistance system. This requires not only time but especially continued commitment and investment by agencies and their member states.

Tracking progress in this area of work has demanded heavy investment of time due to the high number of indicators (five) and has demonstrated a need for more systematic data collection, not only to measure compliance with the programme of work indicators but also to keep track of developments in global decision-making on the environment.

The 2018/19 programme of work has taken on board lessons learned from the 2016/17 biennium with fewer indicators for measuring policy coherence and with a stronger focus on the results of joint initiatives and collaborative arrangements and on overall progress in addressing emerging environmental issues, with a strong link to UN Environment Assembly resolutions and the Sustainable Development Goals.

STRENGTHENING LAWS AND INSTITUTIONS

Strong environmental rule of law is the bedrock of environmental governance and one of the cornerstones of the 2030 Agenda for Sustainable Development. We build national capacities to develop and enforce laws and strengthen institutions for achieving environmental objectives in the following areas:

- i: Legal and institutional measures
- ii: Compliance measures
- iii: Major groups and stakeholders

We exceeded our targets for strengthening governance in the areas of engagement highlighted above.

In the biennium 2016-2017, countries took steps to strengthen their legal or institutional measures to improve implementation of international environmental goals.

One of our key challenges is how to meet countries' individual needs considering the limited resources available, while at the same ensuring that our support contributes to tackling problems of a global nature. Partnerships with international organizations such as the Organization of American States and Interpol, and with networks of parliamentarians, judges, and customs officials and other enforcers at the global and regional levels are helping us mainstream our support on environmental rule of law through the efforts of others.

Working with secretariats of multilateral environmental agreements to support implementation is also an efficient way to help countries comply with their commitments and thus contribute to global efforts to curb environmental problems. The range of partnerships we rely on needs to be expanded to further upscale successful initiatives. To this end, the leadership of individual Member States is a key driver to promote South-South cooperation, sharing lessons learned and promoting regional or sub-regional efforts to tackle issues.

Strengthening laws and institutions at the global and regional levels

Global	Member States led a process to support the implementation of the Montevideo Programme; Statute of the Global Judicial Institute on the Environment
Africa	20 countries adopted the Johannesburg plan of Action on Judicial Education on Environmental Law in Africa
Carpathians	Adoption of a new protocol on sustainable agriculture and rural development in the context of the Carpathian Convention
Caspian Sea	Aktau Protocol on addressing oil pollution incidents under the Tehran Convention for the Protection of the Marine Environment of the Caspian Sea entered into force

Strengthening laws and institutions at the national level	
Angola	Review/development of wildlife legislation or policies; Ratification of the Nagoya Protocol on Access and Benefit Sharing
Antigua and Barbuda	Plastic waste regulation
Cameroon	Ratification of the Nagoya Protocol on Access and Benefit Sharing
Central African Republic	Ratification of the Nagoya Protocol on Access and Benefit Sharing
Chad	Ratification of the Nagoya Protocol on Access and Benefit Sharing
Ghana	Establishment of Environmental Courts
Kenya	Review/development of wildlife legislation or policies
Kuwait	Ratification of the Nagoya Protocol on Access and Benefit Sharing
Lao PDR	Development of Agreements and other instruments to operationalize the Nagoya Protocol
Malawi	Guidelines/manuals and standards to support environmental enforcement; capacity development for the judiciary and prosecutorial sectors
Myanmar	Development of Agreements and other instruments to operationalize the Nagoya Protocol
Nigeria	Amendment of the Environmental Impact Assessment Act ; Guidelines/manuals and standards to support environmental enforcement
Sao Tome & Principe	Ratification of the Nagoya Protocol on Access and Benefit Sharing
Sierra Leone	Ratification of multilateral environmental agreements
Swaziland	Ratification of the Nagoya Protocol on Access and Benefit Sharing
Tanzania	Guidelines/manuals and standards to support environmental enforcement
Togo	Ratification of the Nagoya Protocol on Access and Benefit Sharing
Viet Nam	Development of Agreements and other instruments to operationalize the Nagoya Protocol ; Guidelines/manuals and standards to support environmental enforcement
Zimbabwe	Ratification of the Nagoya Protocol on Access and Benefit Sharing

MAINSTREAMING ENVIRONMENT INTO DEVELOPMENT

We assist countries to mainstream environmental sustainability objectives into national and regional development policies and plans.

Twenty-three countries or groups of countries¹ (see table below) finalized their UN Development Assistance Frameworks (UNDAFs) during 2016-2017 and now fully integrate environmental priorities

in these plans, exceeding² the target of 10. In addition, over 80 countries were supported through our regional offices in the areas of environmental data, training of country teams, support in strategic planning and programme implementation.

We also measured the overall progress we have made that enabled countries to integrate poverty-environment objectives into their national

¹ Bahrain, Bangladesh, Brazil, Caribbean Countries (18) China, Costa Rica, Democratic People's Republic of Korea, Dominican Republic, Eritrea, Ethiopia, Honduras, Indonesia, Iran, Jordan, Lao PDR, Lebanon, Mongolia, Montenegro, Palestine, Peru, Saudi Arabia, Syrian Arab Republic, Tanzania.

² While UN Environment Programme systematically supports the efforts of the countries to integrate environmental objectives in their national plans, the time of finalization and signature of the plans varies and this results at times in under-performing or over-performing with respect to the indicator, which was the case during this reporting period. Besides the actual finalization of the plans, support provided to country teams in terms of data provision and capacities strengthening is key for more sustained embracing of the importance of the environment as part of UN planning processes.

Caribbean countries and territories (Antigua and Barbuda, Anguilla, Aruba, Barbados, Belize, British Virgin Islands, Commonwealth of Dominica, Curaçao, Grenada, Guyana, Jamaica, Montserrat, Saint Lucia, Saint Kitts and Nevis, Saint Vincent and the Grenadines, Saint Maarten, Suriname, and Trinidad and Tobago) Bahrain, Bangladesh, Brazil, China, Costa Rica, Democratic People's Republic of Korea, Dominican Republic, Eritrea, Ethiopia, Honduras, Indonesia, Iran, Jordan, Lao PDR, Lebanon, Mongolia, Montenegro, State of Palestine, Peru, Saudi Arabia, Syrian Arab Republic and Tanzania.

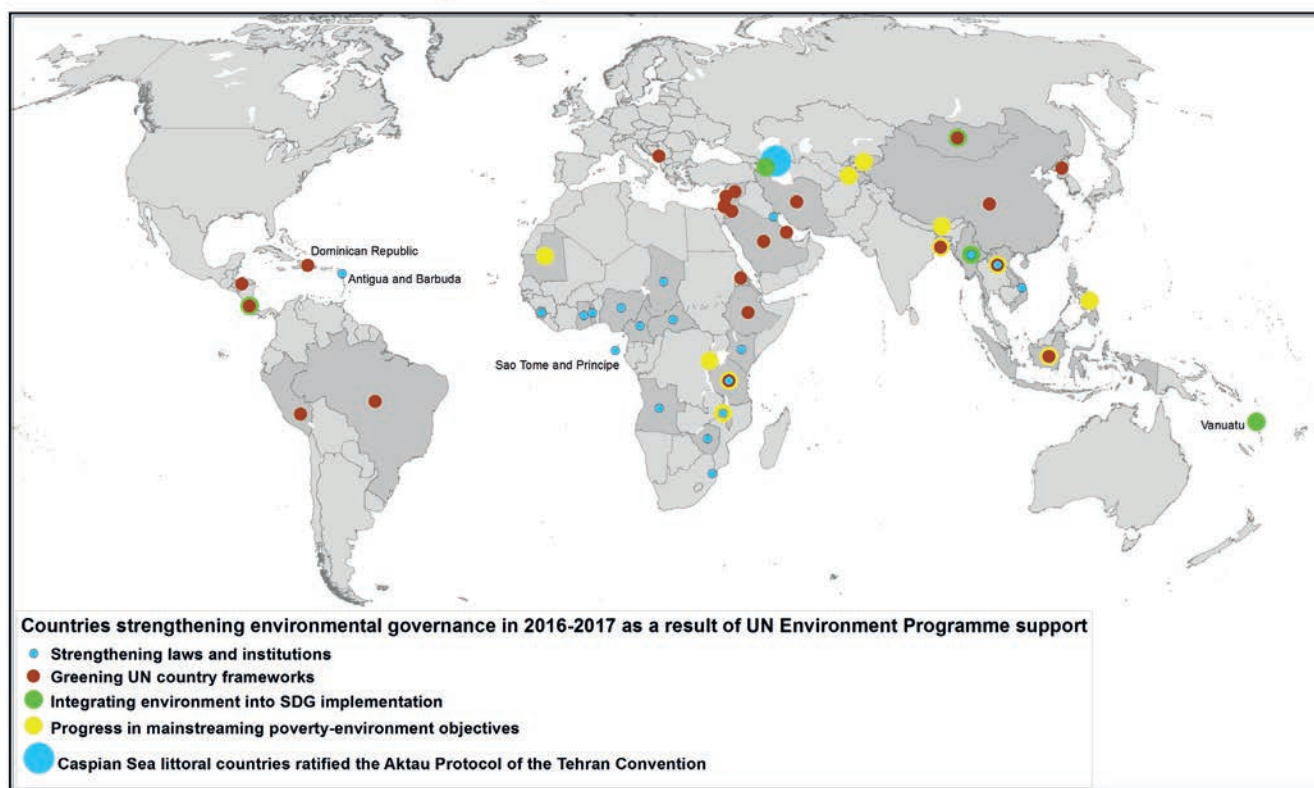
policy, planning and budgeting processes.³ The UN Development Programme-UN Environment Programme joint Poverty-Environment initiative has continued to support countries in achieving progress in this direction. Twelve countries⁴ have demonstrated progress, resulting in full achievement of the indicator.

Political dialogue and cooperation through ministerial forums and related mechanisms was promoted, resulting in incorporation of environmental objectives in the outcomes of these regional forums. The outcomes of these regional forums in Africa, Latin America and the Caribbean, Europe, the Arab region and Asia Pacific, cover priority issues for these regions.

The work done to support the integration of environment into national and regional policy,

planning and political processes needs to go hand in hand with efforts to promote better alignment of efforts to achieve the 2030 Agenda, as most decision-making processes on environmental matters are realigning to the Sustainable Development Goals. UN Environment Assembly Resolution 2/2 on regional ministerial forums is an important step in promoting a better link between regional decision-making processes and the UN Environment Assembly itself, which in turn has the potential to influence the wider international community to ensure that environmental considerations are fully integrated in the implementation of the 2030 Agenda for Sustainable Development, as stressed in UN Environment Assembly 3 Resolution on "Contributions of the United Nations Environment Assembly to the High-Level Political Forum on Sustainable Development".

Strengthening Environmental Governance

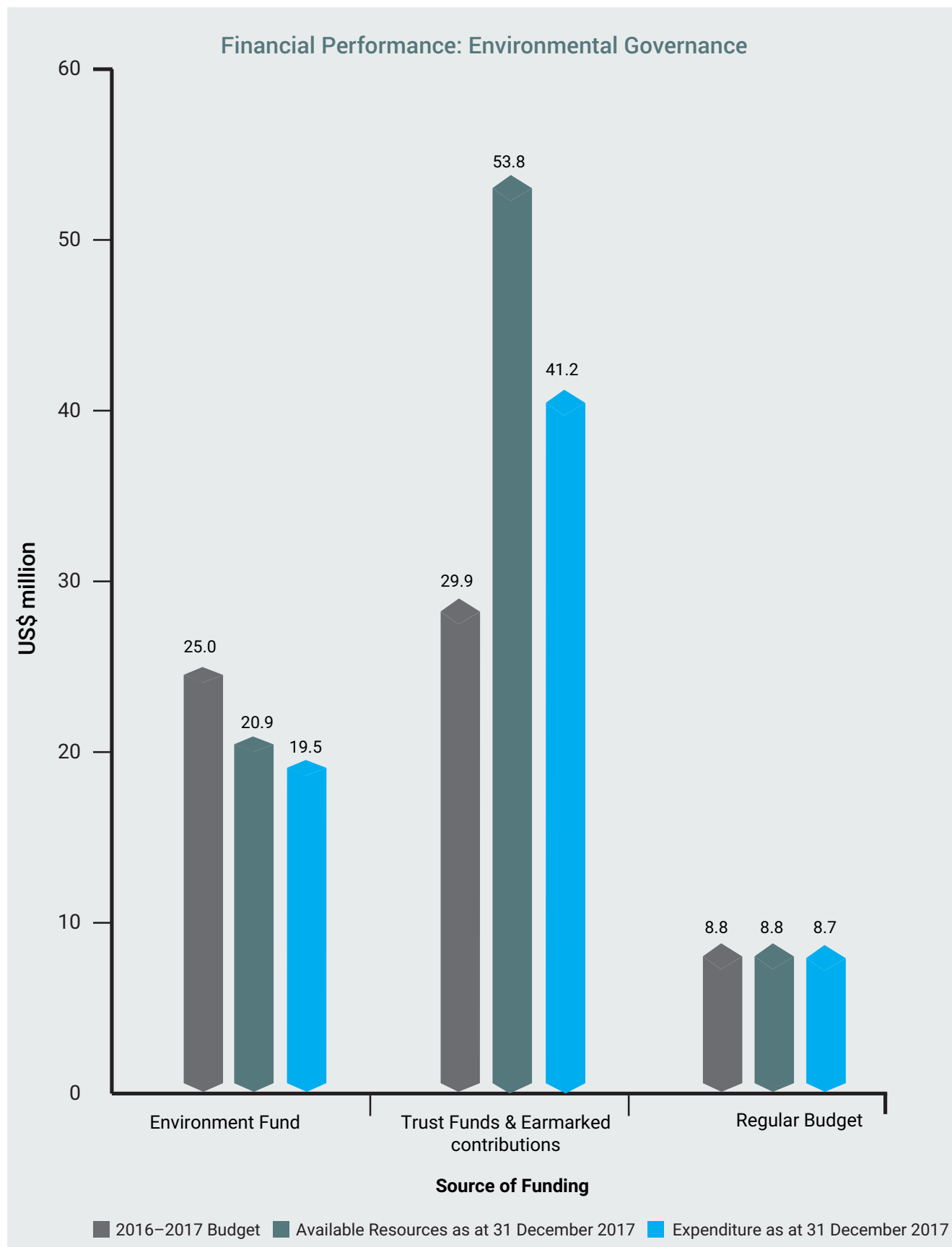


³ The indicator measures (ii) Increased number of countries that advance by at least one level in the UN Environment Programme results measurement framework for assessing public sector engagement in strengthening and applying financial planning instruments for pro-poor growth and environmental sustainability, as a result of UN Environment Programme support. See footnote 16 in the 2016-2017 approved Programme of Work document.

⁴ Bangladesh, Bhutan, Indonesia, Kyrgyzstan, Lao PDR, Malawi, Mauritania, Myanmar, Philippines, Rwanda, Tajikistan and Tanzania.

To obtain long-term results on the ground, there is an opportunity to build on the in-depth results in countries supported through the joint UN Development Programme-UN Environment Programme Poverty-Environment Initiative, by better integrating this work with other support including on legal and policy measures. This approach is

reflected in the 2018-19 Programme of Work, which has a more targeted focus in terms of what we plan to achieve in terms of measuring progress at the national level in a more integrated manner. This is in line with UN Environment Assembly Resolution 2/5 on the 2030 Agenda, for support at all governance levels.



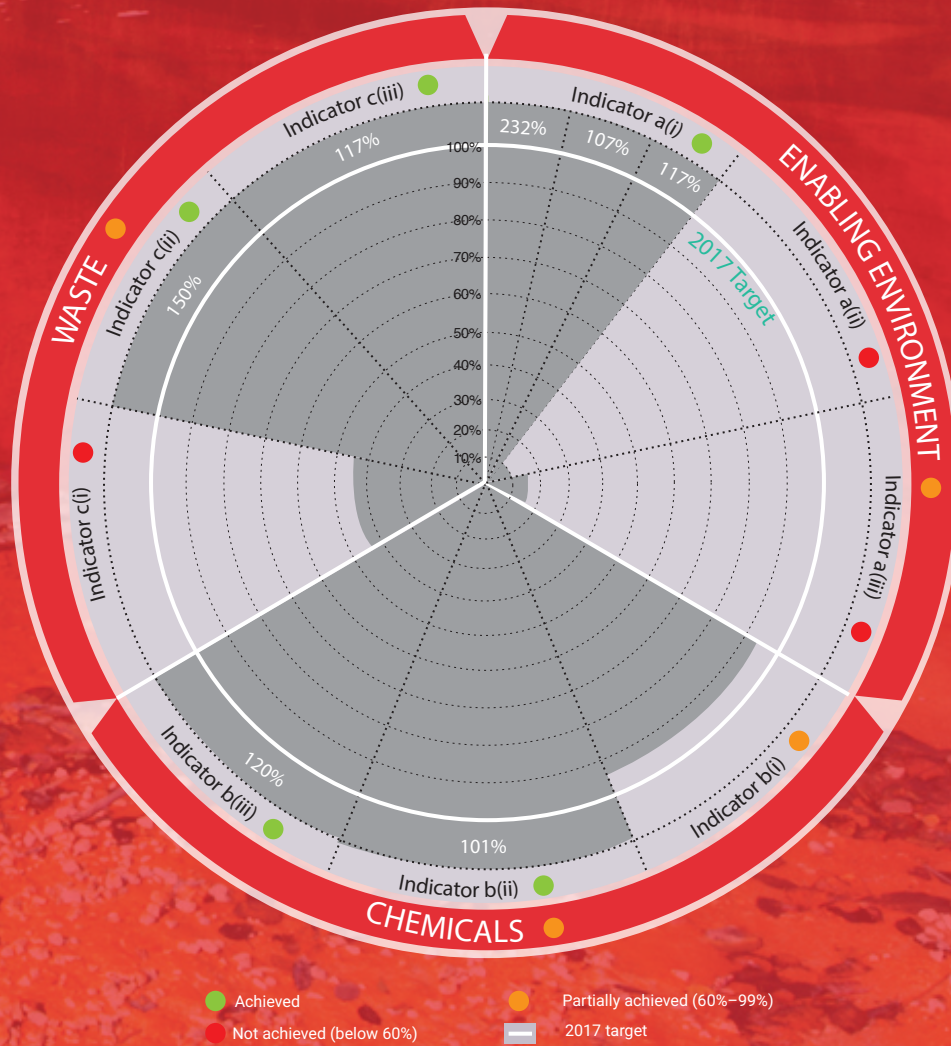


CHEMICALS AND WASTE

In our work on chemicals and waste, we focus on achieving results in three areas:

- **The enabling environment**, where we support countries to have the policies and institutional capacity to manage chemicals and waste soundly;
- **Chemicals**, where we help countries and other stakeholders implement sound chemicals management and the related multilateral environmental agreements; and
- **Waste**, where we help countries and other stakeholders implement sound waste management and the related multilateral environmental agreements.

Our work on chemicals and waste achieved nearly two-thirds of the targets set for the period 2016-2017. The indicators, however, show that results are uneven – with good progress made by countries adopting policies for the sound management of chemicals and waste, and less progress made in using industry reporting schemes and promoting economic and market-based incentives, business policies and practices. In the area of waste, on the contrary, the number of businesses and industries addressing priority issues through the use of tools and methodology provided by UN Environment Programme well exceeded the target whereas the progress by governments lagged behind. For chemicals, overall good progress was made in all target areas recognizing the increasing importance that countries and other stakeholders are attaching to sound chemicals and waste management as a critical component of the 2030 development agenda.



INDICATORS OF ACHIEVEMENT

ENABLING ENVIRONMENT

- a(i) Increase in the number of countries reporting the adoption of policies for the sound management of chemicals and waste
 - Number and percentage of countries assisted by UN Environment Programme reporting the adoption of policies for the sound management of chemicals and waste, related to obligations under the relevant multilateral environmental agreements
 - Number and percentage of countries assisted by UN Environment Programme reporting the adoption of policies for the sound management of chemicals and waste, related to adopted SAICM emerging policy issues
 - Number and percentage of countries assisted by UN Environment Programme reporting the adoption of "other" policies (e.g., related to mainstreaming, etc.) for the sound management of chemicals and waste
- (a)ii) Increased number and percentage of countries reporting the use of economic and market-based incentives and business policies and practices that promote the sound management of chemicals and waste, with the assistance of UN Environment Programme
- (a)iii) Increased number and percentage of countries assisted by UN Environment Programme reporting the use of industry reporting schemes that promote the take up of sound chemicals and waste management

CHEMICALS

- (b) i) Increased number and percentage of Governments addressing priority chemical issues, towards SAICM objectives and their obligations under the chemicals multilateral environmental agreements, through the use of risk assessment and management tools provided by UN Environment Programme
- (b)ii) Increased number of businesses and industries addressing priority chemical issues through the use of risk assessment and management tools provided by UN Environment Programme
- (b)iii) Increased number of civil society organizations addressing priority chemicals issues under the chemicals multilateral environmental agreements, through the use of risk assessment and management tools provided by UN Environment Programme

WASTE

- (c)i) Increased number and percentage of Governments addressing priority waste issues towards SAICM and their obligations under the related multilateral environmental agreements, through the use of tools and methodologies provided by UN Environment Programme
- (c)ii) Increased number of businesses and industries addressing priority waste issues, through the use of tools and methodologies provided by UN Environment Programme
- (c)iii) Increased number of civil society organizations addressing priority waste issues under the waste-related multilateral environmental agreements, through the use of risk assessment and management tools provided by UN Environment Programme

THE ENABLING ENVIRONMENT

In 2017 – over a century after early warnings from scientists that mercury is highly dangerous to people and the environment – the Minamata Convention on Mercury entered into force. The first Conference of the Parties was held in Geneva from 24 to 29 September 2017. This concerted international action under the convention builds on previous efforts such as UN Environment Programme's Global Mercury Partnership. The Convention had 128 signatories and 88 ratifications by the end of the year. In the period 2016-2017, we assisted 26 additional countries in conducting their Minamata Initial Assessment, creating an enabling environment for them to comply with the new multilateral environmental agreement.

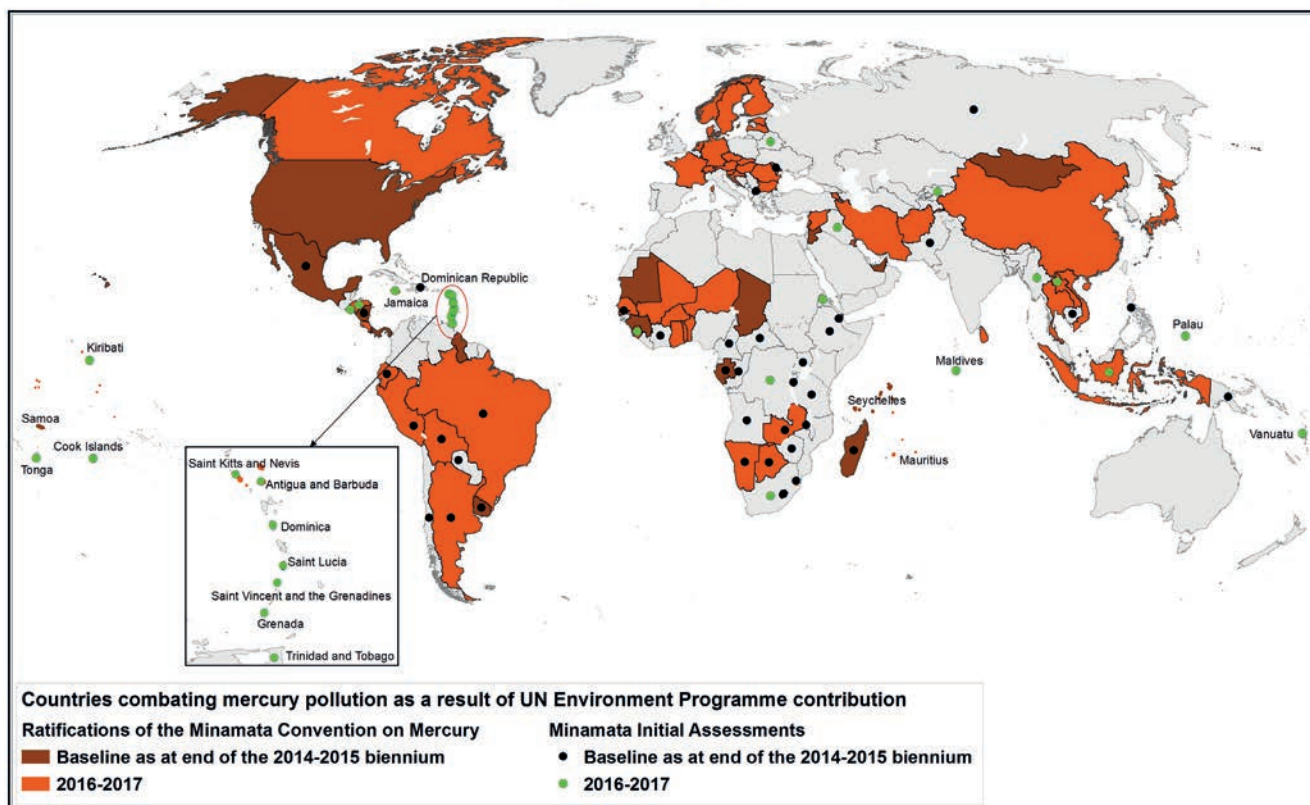
The success in controlling mercury was preceded in 2016 by the agreement on the Kigali amendment at the 28th Meeting of the Parties to the Montreal Protocol on Substances that Deplete the Ozone Layer, held from 10 to 15 October 2016. By the end of 2017, 28 countries had accepted or ratified the amendment.

Our foundational work on chemicals and waste focuses on supporting countries create an enabling national policy environment that promotes sound chemicals and waste management. Policies include those that would enable better management of different types of chemicals, such as mercury, lead,

persistent organic pollutants and ozone-depleting substances. Our work also includes policies that help countries put in place market-based incentives for better management of chemicals and waste. With the Minamata Convention on Mercury and the Kigali Amendment entering into force, the number of countries reporting the adoption of policies for the sound management of chemicals and waste well exceeded the target set for this biennium. However, few countries reported that our assistance resulted in increased use of economic and market-based incentives and business policies and practices that promote the sound management of chemicals and waste, or an increase in industry reporting schemes that promote the take-up of sound chemicals and waste.

Nevertheless, a promising programme to support small- and medium sized enterprises is underway to promote eco-innovation approaches. The challenge is how to take this innovative work with the business sector to scale to achieve the kind of change needed to transform business operations. This would require adequate investment and involvement of major business players. First results are expected in the coming biennium. As improvements in sound management of chemicals and waste in business and industry often go hand in hand with improvements in resource efficiency, some of this combined work is reported under the Resource Efficiency programme.

Combating mercury pollution



CHEMICALS

Chemicals are part of our daily lives. Present in everything, from food to mobile phones, they are essential to modern life. But they can also damage human health, the environment and economies, often through a lack of knowledge on their appropriate use. The Strategic Approach to International Chemicals Management (SAICM) has been working for over a decade to ensure that chemicals are produced and used in ways that minimize these impacts. As pointed out in the draft independent evaluation, its unique inclusive multi-stakeholder, multi-sector voluntary global policy framework on sound chemicals management has provided the space and opportunity for government and non-government actors alike, to discuss and deliberate on the management of chemicals throughout their life cycle in an atmosphere of trust and cooperation.

Since its establishment in 2006, the Quick Start Programme of the Strategic Approach to International Chemicals Management (SAICM) has mobilized over US\$136 million for 184 projects in 108 countries through its Trust Fund, which is administered by UN Environment Programme. In addition, US\$88.5 million in non-Trust Fund contributions came in since 2006. The programme has played a critical role in supporting countries and other stakeholders to implement the Basel, Rotterdam and Stockholm Conventions and the Strategic Approach by improving chemicals and

waste management and addressing emerging policy issues. For example, it has helped to change business practices to protect workers. The Special Programme to support national institutional strengthening for the implementation of the Basel, Rotterdam and Stockholm Conventions, the Minamata Convention, and the Strategic Approach to International Chemicals Management builds upon the lessons learned under the Quick Start Programme. Since 2016, 24 countries have directly benefitted from the special programme worth US\$ 6.85 million.

In the period 2016-2017, the increase in the number of governments addressing priority chemical issues, including their obligations under the chemicals agreements, using risk assessment and management tools provided by UN Environment Programme, almost met the target (94 per cent). The targets for businesses and industries addressing priority chemical issues using risk assessment and management tools provided by the UN Environment Programme and civil society organizations addressing priority chemical issues were fully met or exceeded.

One of the emerging policy issues under the Strategic Approach to International Chemicals Management is lead in paint. By December 2017, 68 countries had controls in place to regulate lead in paint. Exposure to lead can cause brain damage, loss of intelligence quotient and behavioural issues. Children are

Pollution: Going Forward

From January 2018, air quality and marine pollution will be part the portfolio – allowing us to build stronger linkages and synergies between the work undertaken upstream and downstream to prevent and address waste and other forms of pollution.

Environment and Health

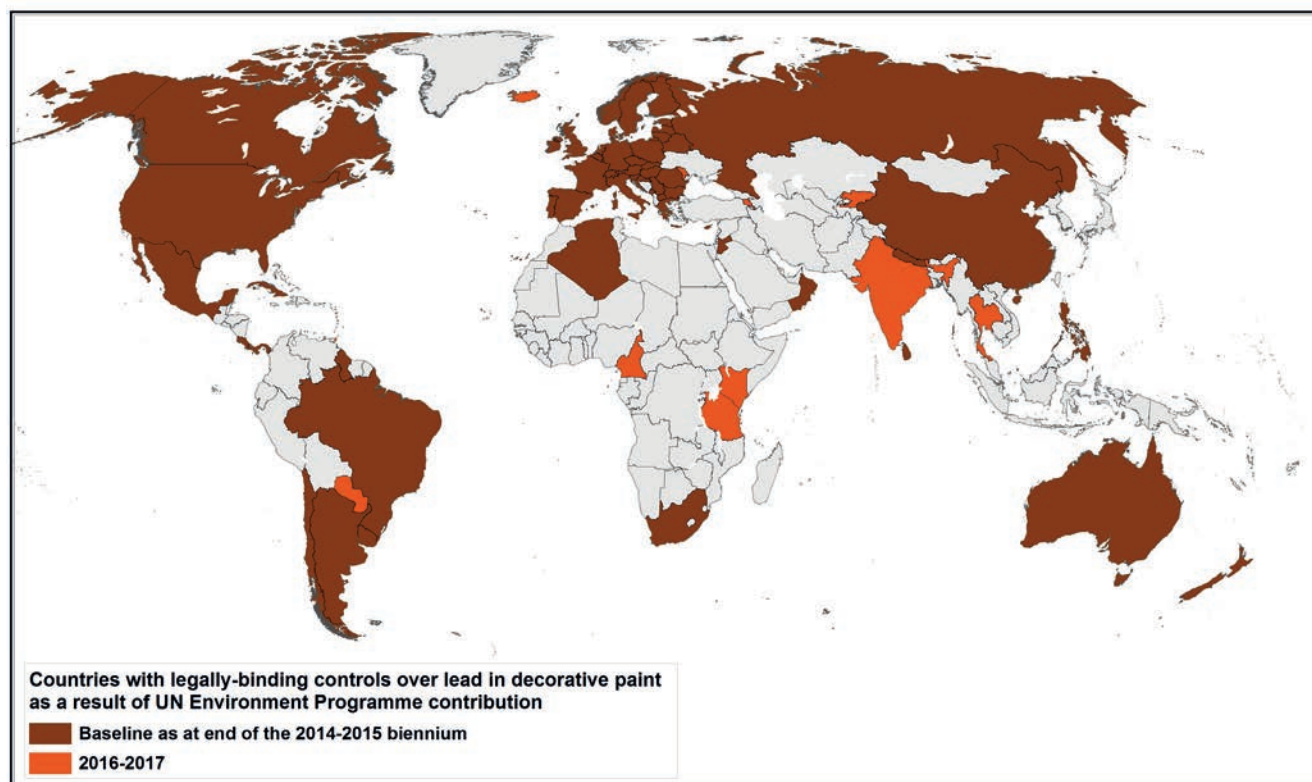
With the Executive Director's report Towards a Pollution-Free Planet, the Lancet Commission's study on the health impact of pollution, and public campaigns such as BreatheLife (on air pollution), CleanSeas (on marine litter) and #BeatPollution (on pollution), the urgency of addressing pollution to protect the health of people and the environment has never been clearer. Governments confirmed the need for action by adopting the Environment and Health resolution at the third UN Environment Assembly (UNEA 3/8). This resolution will help inform the future direction of the chemicals and waste programme.

Transformative change and targeted interventions

In 2017, UN Environment Programme offered a platform for sharing experiences in sustainable chemistry from different parts of the world. Whereas such transformative change in business practices forms the key for long term success, there is also legacy of highly hazardous chemicals that need to be dealt with without further delay. The Global Environment Facility (GEF) has funded important work on persistent organic pollutants, such as facilitation of the safe removal and disposal of highly toxic transformer fluid containing polychlorinated biphenyls (PCBs) by a number of African and Latin American countries. In November 2017, the Global Environment Facility GOLD¹ project was launched; the project will help reduce the use of mercury in artisanal small-scale gold mining. Going forward, such initiatives addressing the legacy of highly hazardous chemicals should be scaled up.

¹ Global Opportunities for Long-term Development (GOLD) in the Artisanal Small Gold Mining Sector.

Combating Lead in Decorative Paint



especially at risk, with 600,000 developing intellectual disabilities from lead exposure every year. Exposure of pregnant women to high levels of lead can cause miscarriage, still birth and malformations.

After successfully addressing lead in fuel through the Partnership for Clean Fuels and Vehicles, UN Environment Programme is now partnering with the World Health Organization and civil society in the Global Alliance to Eliminate Lead Paint. Compared to the previous biennium, the work has somewhat slowed: only one third of countries have legal limits on lead in paint. Work needs to continue through the Alliance. The 3rd UN Environment Assembly, which had the theme “Towards a Pollution-Free Planet”, further advanced the agenda to limit lead exposure by adopting a resolution on the environmentally sound management of waste lead-acid batteries (UN Environment Assembly Resolution 3/9). Such batteries are commonly used in motor vehicles and uninterrupted power supply systems. Their growing use and disposal are likely to have serious implications for sound waste management in the coming years.

WASTE

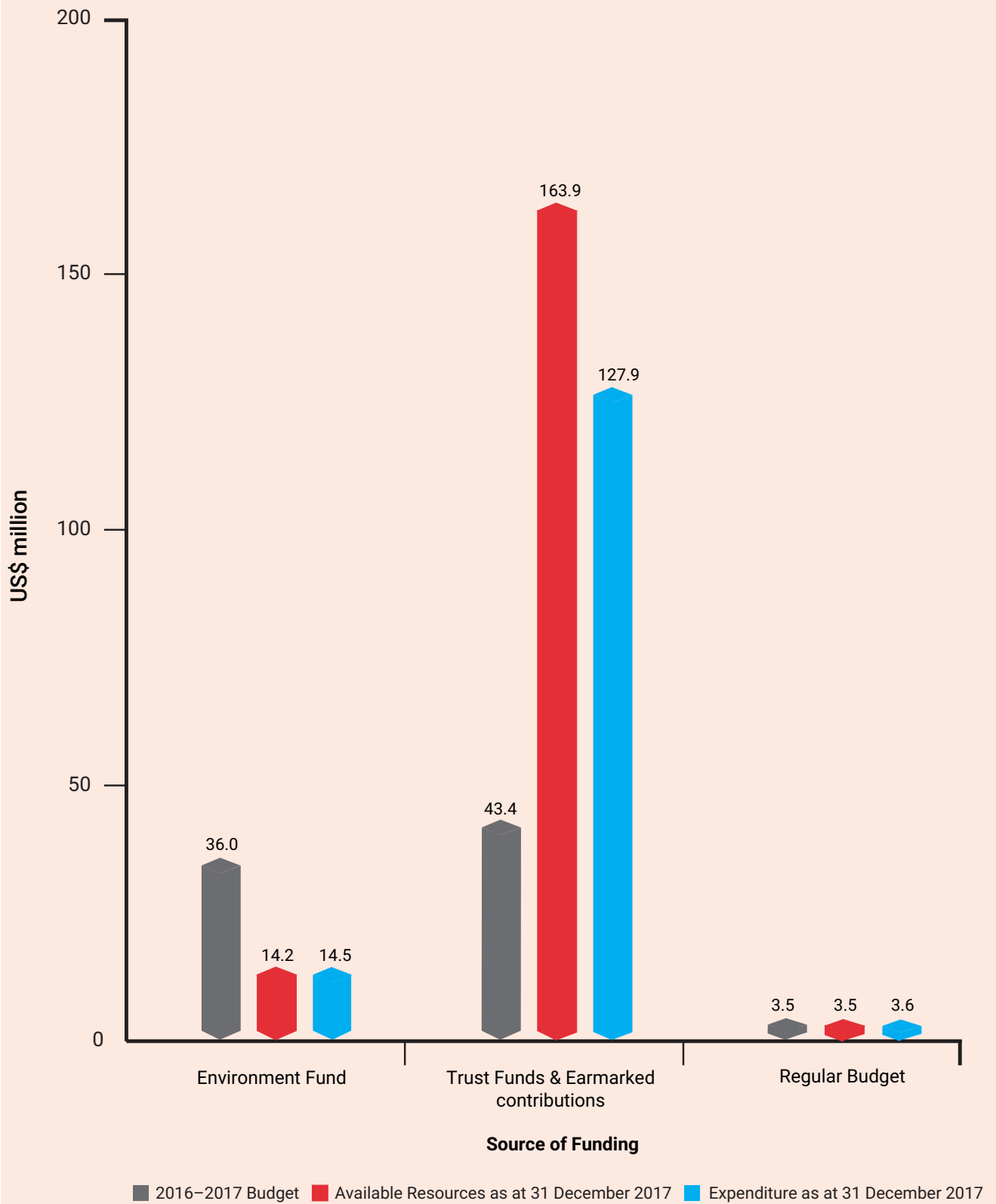
We work with governments, businesses and industries, and civil society organizations to help them use innovative tools and methodologies to address priority waste issues. Our support particularly focuses on the development of strategies for environmental management of waste based on

a “waste as resource” approach, prioritizing waste avoidance, prevention, segregation for reuse and recycling, treatment and disposal.

In 2016-2017, the programme component addressing waste issues met two out of the three targets. The number of governments addressing priority waste issues, including their obligations under the related multilateral environmental agreements, using tools and methodologies provided by UN Environment Programme increased from 22 in 2015 to 39 by December 2017. Despite steady progress, the target of 62 was not met. The targets set for non-governmental actors (businesses and industries, civil society organizations) addressing priority waste issues under the waste-related multilateral environmental agreements using risk assessment and management tools provided by UN Environment Programme were exceeded.

The number of stakeholders benefitting from UN Environment Programme’s assistance has increased over time. With the support of UN Environment Programme’s International Environment Technology Center, Mongolia, for example, developed a national waste management strategy as well as one for its capital city, Ulaanbaatar. However, the exponential increase expected in the uptake of waste management strategies by governments, assumed in the target, did not occur.

Financial Performance: Chemicals and Waste



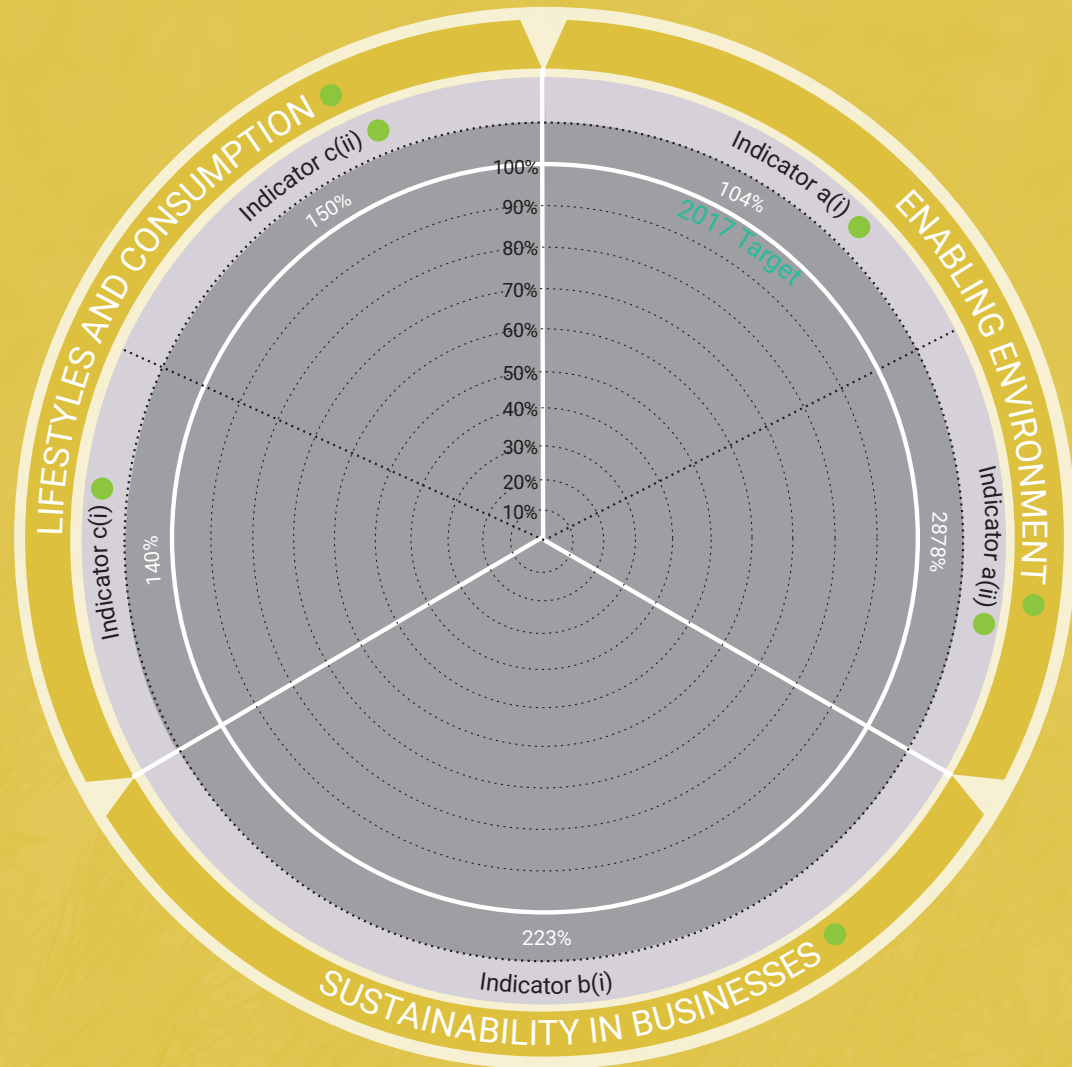


RESOURCE EFFICIENCY

In our work on resource efficiency, we focus on achieving results in three areas:

- **Enabling policy environment**, where we help countries make the transition to inclusive green economies and adopt sustainable consumption and production action plans;
- **Sustainability in businesses**, where we work with governments, businesses and other stakeholders to make global supply chains more sustainable; and
- **Sustainable lifestyles and consumption**, where we empower countries, businesses, civil society and individuals to live and consume responsibly and sustainably.

In the 2016-2017 biennium we exceeded all of the five targets set for December 2017.



INDICATORS OF ACHIEVEMENT

ENABLING ENVIRONMENT

- (a) i) Increase in the number of UN Environment Programme-supported regional, national and local institutions that make progress in the development and integration of the green economy in the context of sustainable development and poverty eradication and sustainable consumption and production approaches and tools in their policies
- (a) ii) Increase in the number of references to UN Environment Programme resource efficiency assessments and reports in policy and strategic documents by global and regional forums, national institutions, business organizations and academia

SUSTAINABILITY IN BUSINESSES

- (b) i) Increase in the number of stakeholders reporting progress in their improved management practices and use of more resource efficient tools and instruments in sectoral policies with the assistance of UN Environment Programme and its partners

LIFESTYLES AND CONSUMPTION

- (c) i) Increase in the number of stakeholders reporting progress in the development and use of tools conducive to more sustainable consumption patterns with the assistance of UN Environment Programme and its partners
- (c) ii) Increase in the number of projects initiated by stakeholders to promote more sustainable consumption and lifestyles that are catalysed by UN Environment Programme

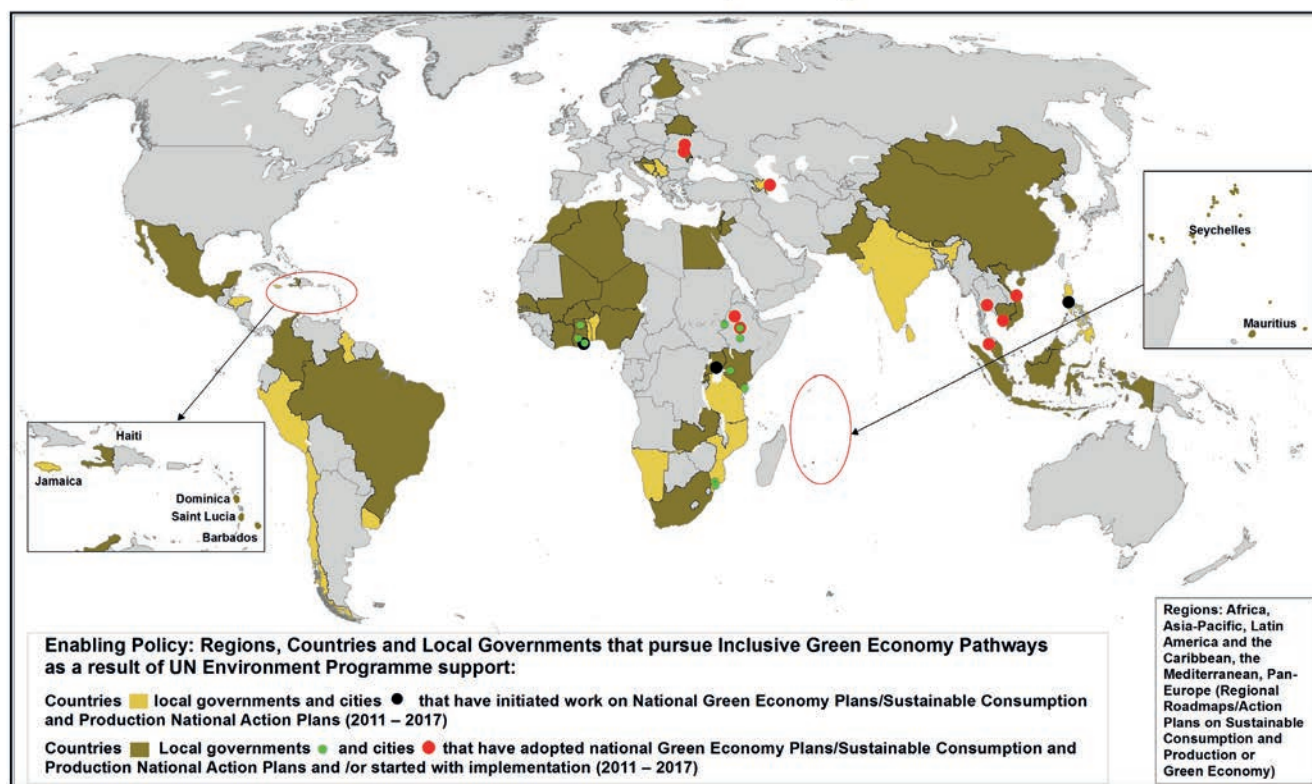
ENABLING POLICY ENVIRONMENT

We support countries and regions in their **transition to an inclusive green economy and adoption of sustainable consumption and production action plans** at national and sub-national levels. Inclusive green economies are defined as low-carbon, resource-efficient, circular and socially inclusive economies that create decent jobs and enhance human well-being. Country assessments, planning and implementation tools and knowledge platforms enable policymakers and businesses to actively pursue inclusive green economy pathways.

In 2016 and 2017, five regions,¹ thirteen countries,² and ten counties or cities³ adopted or started to implement green economy or sustainable consumption and production plans with our support, exceeding our biennial target. This brings

the total to **42 countries**,⁴ **19 counties and cities**,⁵ and 5 regions⁶ that have adopted and/or started the **implementation of sustainable consumption and production action plans or green economy pathways** since 2011 with our support. The biennial target of 27 countries has been slightly exceeded. In the next biennium we will set the bar higher and consider only those countries that actually move to implementation of these pathways.

Inclusive Green Economy Pathways



1 **Regions:** Africa, Asia-Pacific, Latin America and the Caribbean, the Mediterranean, Pan-Europe (Regional Roadmaps/Action Plans on Sustainable Consumption and Production (SCP)).

2 **Countries:** Algeria, Belarus, Cambodia, Colombia, Egypt, Jordan, Lebanon, Morocco, Niger, Nigeria, Pakistan, State of Palestine, and Tunisia.

3 **Counties and Cities:** Bambasi, Welmera and Wonsho woredas (Ethiopia); Kumasi, Tema, and Tolon (Ghana); Mombasa and Nakuru (Kenya), Bilene and Chokwé (Mozambique).

4 **Countries (2011-2017):** Algeria, Barbados, Belarus, Bhutan, Brazil, Burkina Faso, Cambodia, China, Colombia, Côte d'Ivoire, Croatia, Dominica, Egypt, Finland, Ghana, Haiti, Indonesia, Israel, Jordan, Kenya, Lebanon, Malaysia, Mali, Mauritius, Mexico, Moldova, Mongolia, Morocco, Niger, Nigeria, State of Palestine, Pakistan, Republic of Korea, Rwanda, Saint-Lucia, Senegal, Seychelles, South Africa, Tunisia, Uganda, Viet Nam and Zambia.

5 **Counties and Cities (2011-2017):** Baku (Icheri Sheher), Azerbaijan; Kampot, Cambodia; Addis Ababa and Bahir Dar, Ethiopia; Eco Town Penang, Malaysia; Balti, Moldova; Pathum Thani, Thailand; Vinnystsia, Ukraine; Da Nang, Viet Nam; Bambasi, Welmera and Wonsho woredas (Ethiopia); Kumasi, Tema, and Tolon (Ghana); Mombasa and Nakuru (Kenya), Bilene and Chokwé (Mozambique).

6 **Regions (2011-2017):** Africa, Asia-Pacific, Latin America and the Caribbean, the Mediterranean, Pan-Europe (Regional Roadmaps/Action Plans on Sustainable Consumption and Production (SCP)).

More regions, countries, counties and cities adopt policies for greener economies in 2016-2017	
Regions	Asia-Pacific counties have adopted a Regional Sustainable Consumption and Production Roadmap; African countries have adopted a revised Regional Roadmap on Sustainable Consumption and Production; Latin-America and the Caribbean countries have adopted regional Strategy on Sustainable Consumption and Production; Mediterranean countries have adopted a regional Action Plan on Sustainable Consumption and Production; Pan-European countries have adopted a Strategic Framework for Greening the Economy
Algeria, Egypt, Jordan, Lebanon, Morocco, Niger, Pakistan, State of Palestine, Tunisia	These countries have adopted Sustainable Consumption and Production National Action Plans (SCP NAP) and/or started with its implementation.
Belarus	The National Green Economy Action Plan for the Republic of Belarus (2016-2020) was approved by the Council of Ministers in December 2016, with our support.
Cambodia	Cambodia has mainstreamed Sustainable Consumption and Production into its new national environmental law that we supported in collaboration with the UN Development Programme.
Colombia	A National Development Plan with a chapter on green growth has been formulated with our support; it was subsequently adopted.
Nigeria	With the support of the UN Environment Programme Inquiry into a Sustainable Financial System and the Climate Bonds Initiative, the government of Nigeria launched its first sovereign green bond. This bond will raise US\$30 million to finance renewable-energy micro-utilities and forestation programs.
Ethiopia: Bambasi, Welmera and Wonsho woredas Ghana: Kumasi, Tema , and Tolon Kenya: Mombasa and Nakuru counties Mozambique: Bilene and Chokwé	These counties or sub-national entities/cities have mainstreamed inclusive green economy approaches into their local development plans.

To achieve these results, we delivered various assessments, tools and services to countries in 2016 and 2017:

In 2016-2017, the International Resource Panel produced several flagship resource assessments that provide countries with scientific evidence on resource efficiency. The assessments include the following: *Unlocking the Sustainable Potential of Land Resources: Evaluation Systems, Strategies and Tools*;⁷ *Food Systems and Natural Resources*;⁸ *Green Energy Choices: The Benefits, Risks and Trade-Offs of Low-Carbon Technologies for Electricity Production*;⁹ *Global Material Flows and Resource Productivity*.¹⁰ Commissioned by the Group of Seven (G7), the Panel issued a summary report titled *Resource Efficiency: Potential and Economic Implications*.¹¹ The report was released in Berlin in

2017 at a workshop on resource efficiency for the Group of Twenty (G20) countries. Based on a request made during the second United Nations Environment Assembly, the International Resource Panel released a preliminary report: *Assessing Global Resource Use: A systems approach to resource efficiency and pollution reduction*.¹² The report provides an assessment of the state, trends and outlook of global natural resource use, with a focus on material resources as part of the evidence base for policymaking for sustainable consumption and production. During subsequent UN Environment Assembly meetings, updated versions of the report will be released, keeping global resource use under review.

Overall, International Resource Panel reports have gained significant attention in 2016 and 2017. Its reports attracted 1,197 references from academia, international organizations, non-governmental organizations, and the public and private sector, signifying their increased relevance. Each report comes with a summary for policymakers that highlights key findings, messages and policy options. The fact that the target has been overachieved by

7 <http://www.resourcepanel.org/reports/unlocking-sustainable-potential-land-resources>

8 <http://www.resourcepanel.org/reports/food-systems-and-natural-resources>

9 <http://www.resourcepanel.org/reports/green-energy-choices-benefits-risks-and-trade-offs-low-carbon-technologies-electricity>

10 <http://www.resourcepanel.org/reports/global-material-flows-and-resource-productivity>

11 <http://www.resourcepanel.org/reports/resource-efficiency>

12 <http://www.resourcepanel.org/reports/assessing-global-resource-use>

more than 2,800% is testimony to the increased relevance of UN Environment Programme's scientific reports and assessments as well as increased number of reports released by the International Resource Panel. Future targets will reflect this increased relevance and introduce a higher level of ambition

The European Union-funded SWITCH projects have assisted 15 countries¹³ to develop Sustainable Consumption and Production Actions plans (or to mainstream Sustainable Consumption & Production (SCP) into national planning instruments), with 13 countries¹⁴ already engaged in their implementation. Five regions¹⁵ have adopted a Sustainable Consumption and Production Roadmaps or Green Economy Strategies that will guide implementation across the region.

Belarus adopted a National Green Economy Action Plan with our support and Cambodia mainstreamed sustainable consumption and production into their environmental code. Mauritius and Mongolia have received support from the Partnership for Action on Green Economy in the formulation and adoption of Green Economy development plans.

SUSTAINABILITY IN BUSINESS

At the core of our work is the enhancement of the capacity of governments, businesses and other stakeholders to adopt sustainable production and management practices in global supply chains in

the following sectors: building and construction, food and agriculture, finance and tourism and with small and medium enterprises across a number of manufacturing sectors. In 2016 and 2017, with our support, 89 countries, institutions and businesses improved management practices or sectoral strategies in these sectors. That brings the total number of stakeholders reporting improved management practices and the use of more resource-efficient tools and instruments in sectoral policies to 311 (since 2011), exceeding the biennial target of 242.

These results were delivered with the following supporting products and services:

The tourism industry in Morocco was supported to calculate environmental performance through a set of indicators covering water consumption, greenhouse gas emissions, consumption of biological products and waste generation. Our eco-innovation methodology enabled companies to adopt new business strategies and business models, as well as implement operational changes that affect their value chains. The SWITCH Africa Green Business Development component provided grants to various small and medium size enterprises to assist their transition to cleaner and resource efficient production. As a result, waste and pollution have been reduced, such as demonstrated by a tannery in Uganda that now feeds the 60 tons of waste they used to produce daily into the value chains of other industries where it is resource. Each

More countries and businesses adopt practices to improve efficiency and sustainability with UN Environment Programme support [selected examples]

Global	Finance Initiative	19 stock exchanges have become members of Sustainable Stock Exchanges Initiative and adopted sustainability practices and standards
Africa	SWITCH Africa Green	9 Small and Medium Enterprises have adopted cleaner and resource efficient production approaches, such as industrial symbiosis resulting in reduced waste and pollution
Egypt, Peru, Viet Nam	Eco-innovation, Small and Medium Enterprises	Eco-innovation was included in national development policies or Sustainable Consumption and Production National Action Plans and is now implemented nationally
France	Sustainability reporting	France approved legislation for disclosure requirements of certain greenhouse gas emissions. Private sector is now following this disclosure standard
Morocco (Marrakech)	Tourism	10 hotels (including Small and Medium Enterprises) in Morocco were able to improve their environmental performance and communicate this through an environmental footprint label and operate now more sustainably
Various	Eco-innovation	25 companies have implemented new and sustainable business strategies and business models
Zambia	Sustainable Buildings and Construction	Sustainable housing guidelines have been approved and are now being implemented

13 Algeria, Bhutan, Cambodia, China, Egypt, Jordan, Lebanon, Indonesia, Israel, Malaysia, Morocco, State of Palestine, Pakistan, Tunisia, and Vietnam.

14 Algeria, Bhutan, China, Egypt, Jordan, Lebanon, Indonesia, Israel, Malaysia, Morocco, State of Palestine, Tunisia, and Vietnam.

15 Africa, Asia-Pacific, Latin America and the Caribbean, the Mediterranean, Pan-Europe.

year, the company saves US\$380,000 on waste disposal and brings in US\$580,000 from sales of the oxidized splits. The tannery employs 250 people – paid for by what was once waste.

LIFESTYLES AND CONSUMPTION

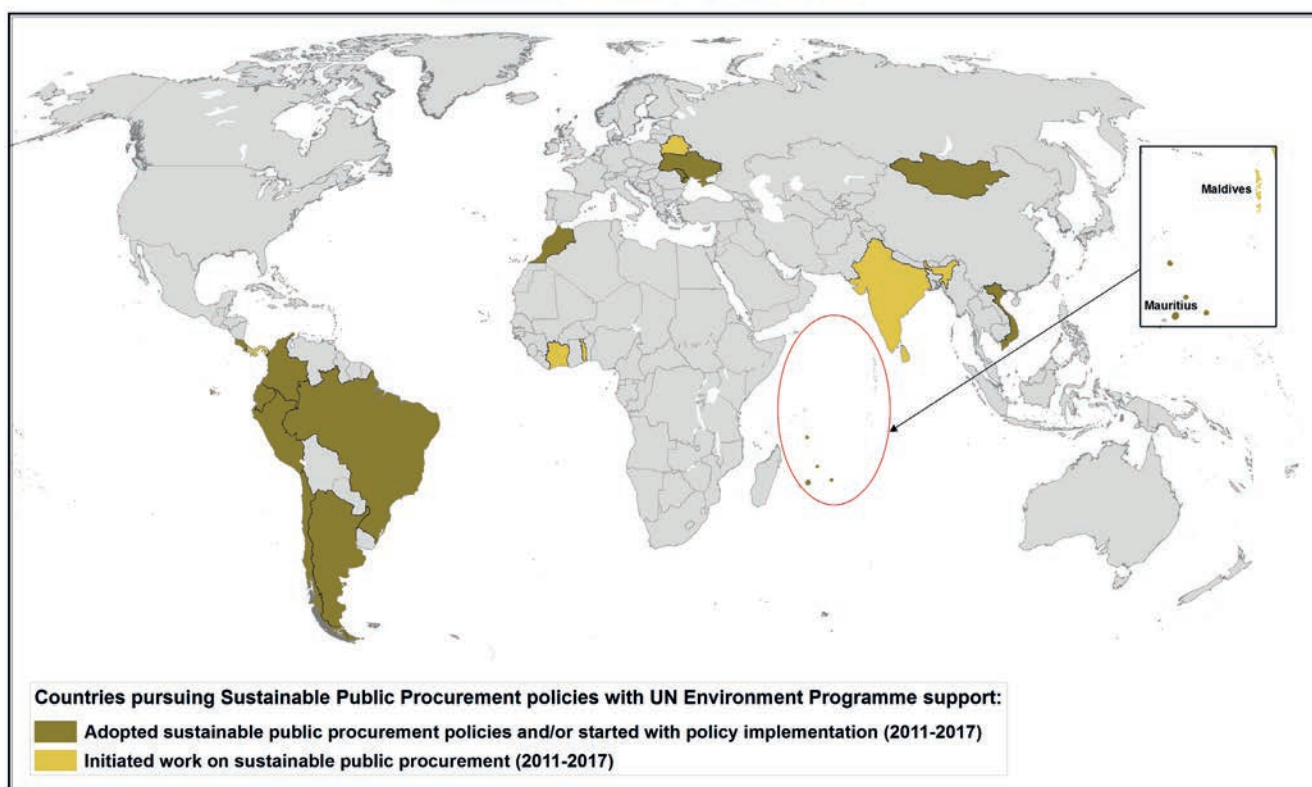
We aim to provide enabling conditions for the promotion of **sustainable consumption choices and lifestyles**. Progress on this front is demonstrated by the number of public and private sector institutions that put in place policies and measures that are conducive to more sustainable consumption patterns. Supporting **sustainable public procurement** is one way to stimulate demand for, and supply of, sustainable products. In 2016 and 2017, we supported 10 countries¹⁶ on sustainable public procurement. Nine¹⁷ of those countries are already developing or implementing sustainable public procurement action plans in close coordination with the relevant 10-Year Framework Programme on Sustainable Public Procurement.¹⁸ In total, we have supported 20 countries since 2010 on Sustainable Public Procurement.¹⁹ Going forward we aim to be more ambitious as to ensure that sustainable public procurement policies are being implemented and that they make a tangible impact on demand for more sustainable products and services at country level.

With our support, ten hotels in Morocco²⁰ have applied life cycle-based approaches and tools to label their enterprises according to their environmental impact. In a next step, these hotels will develop action plans to further improve their sustainability performance.

Companies increasingly adopt life-cycle approaches and improve product sustainability information to increase competitiveness

Activities based on life cycle approaches and consumer information deliver effective tools and enabling conditions for implementation of life cycle thinking in decision and policy making, enabling more prioritized and useful results towards Sustainable Consumption and Production. Significant work with the private sector additional includes the support of UN Environment received by Brazil, Thailand and Malaysia towards the creation of additional life cycle inventory datasets with format interoperability, and the review of those datasets by a panel of international experts.

Sustainable Public Procurement



¹⁶ Argentina, Brazil, Chile, Colombia, Ecuador, Mongolia, Morocco, Peru, Togo and Vietnam.

¹⁷ Argentina, Brazil, Chile, Colombia, Ecuador, Mongolia, Morocco, Peru and Vietnam.

¹⁸ Please note that for purposes of reporting against the indicator, not all countries we engaged with are being count in 2016-2017. These countries were either part of the baseline in 2011 or were count in the two previous biennia (2012-13, 2014-15) and are hence not double count.

¹⁹ Initiation of process and preliminary studies: Belarus, Côte d'Ivoire, India, Maldives, Panama, Sri Lanka, Togo; Policy adoption and implementation: Argentina, Brazil, Chile, Colombia, Costa Rica, Ecuador, Mauritius, Moldova, Mongolia, Morocco, Peru, Ukraine and Vietnam.

²⁰ Please note that the ten hotels have also been counted against indicator EA b) since they not only adopted more sustainable management practices but also applied the life-cycle approach to their sustainability reporting. This result emerged from collaboration between the sustainable tourism project and the life-cycle project/initiative that aims to mainstream life-cycle thinking and approaches throughout our projects.


Brazil	Sustainable Public Procurement (SPP) and Eco-Labeling	34 companies were trained on the Guideline's principles in Brazil, developed in partnership with UN Global Compact Brazil Network. 22 companies, mainly SMEs, were trained in sustainable public procurement and ecolabeling. Technical support was provided for three companies with the objective of developing a roadmap for obtaining certification under Brazilian Ecolabel Colibri.
Colombia	Sustainable Public Procurement (SPP) and Eco-Labeling	33 SMEs were trained on Sustainable Public Procurement (SPP) and eco-labelling material, so they can meet the sustainability criteria of the national ecolabel (Sello Ambiental Colombiano). 11 out of those 33 SMEs went through an assessment of their companies and production practices. Based on the findings, roadmaps were produced, to guide them in the process of complying with the criteria and obtaining eco-labelling certification.
Egypt, Peru, Viet Nam	Sustainable Public Procurement (SPP) and Eco-Labeling	10 companies were trained in Sustainable Public Procurement (SPP) and Eco-labelling and technical support was provided for five companies with the objective of developing a roadmap for obtaining certification under Vietnam Green Label. 3 companies received the Vietnam Green Label certification.
Various	Life Cycle Initiative	14 Small and Medium Enterprises successfully applied and reported improvements based on the Life Cycle Management Capability Maturity Model
Various	Organizational Life Cycle Assessment	The "Guidance on Organizational Life Cycle Assessment" was applied by 12 diverse organizations from around the world. The learnings are helping them improve environmental performance.

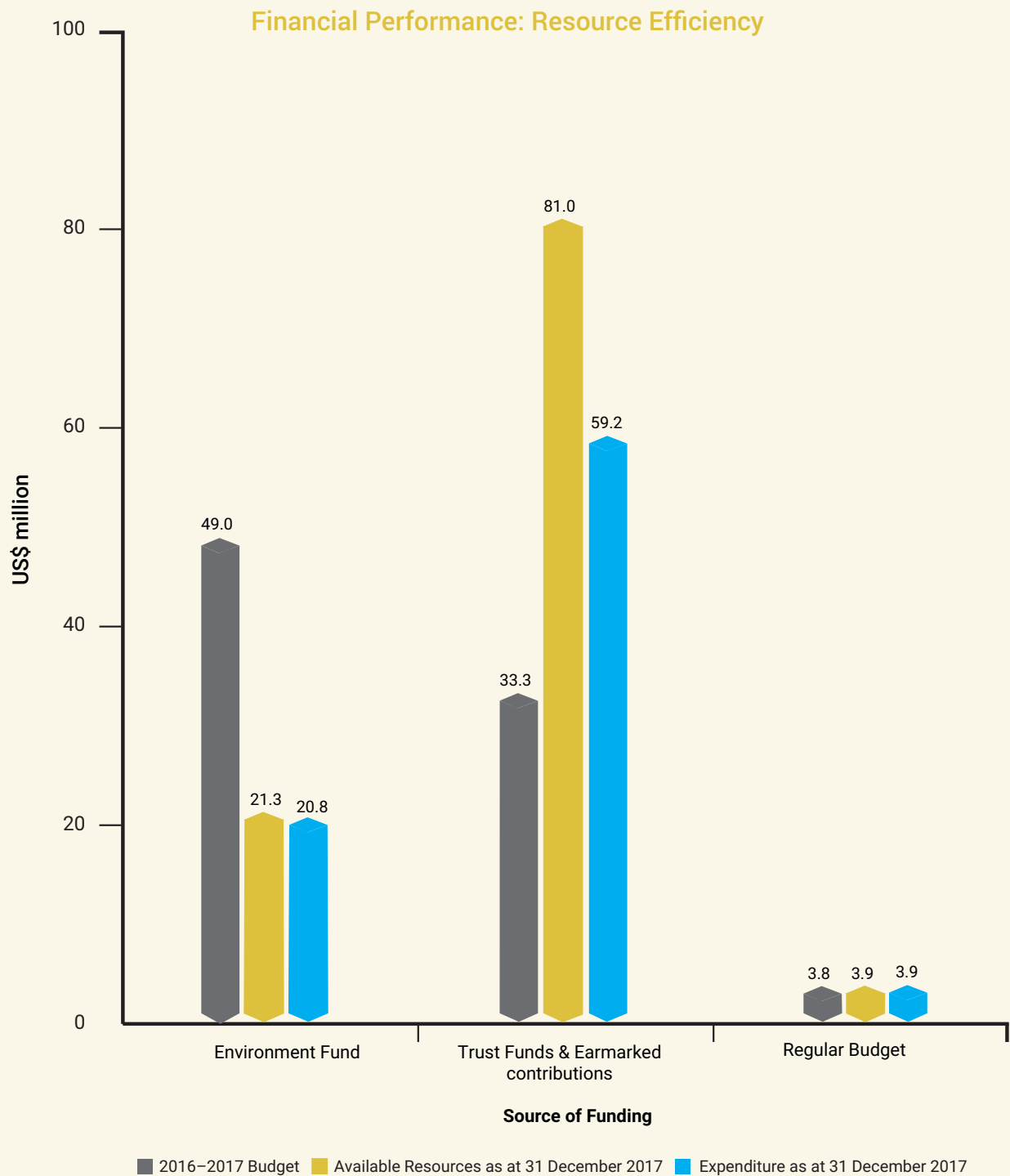
Education and awareness-raising are important enabling conditions for more sustainable lifestyles.

In 2016 and 2017, we supported activities that catalysed the engagement of six stakeholders in the promotion of sustainable lifestyles, bringing the total to 30 stakeholders, exceeding our biennial target by 10. Since 2011 we have been able to catalyse a total of 58 projects with various partners. While we have a solid achievement against the indicator, we will focus on scaling up of these initiatives and projects during the next biennium.

These results were delivered using the following supporting products and services:

We provided analytical tools and methodologies to enable small and medium enterprises in Morocco to measure their environmental impact based on life-cycle principles. We provided policy support to countries to formulate and adopt sustainable public procurement policies. We also provided various educational and advocacy tools to promote sustainable lifestyles.





- 2016-17 Budget: US\$86.1 million
- 2016-17 Expenditure: US\$83.9 million (97%)
- Lower income Environment Fund
- Higher mobilization of Trust Funds and Earmarked Contributions (multi-year)
- Out of the planned Environment Fund budget for 2016-2017 of US\$49.0 million, only US\$21.3 million was received. This is due to the fact that UN Environment Programme received a smaller amount of Environment Fund contributions than projected.
- The Trust Fund and Earmarked contributions have been used to some extent to compensate for the Environment Fund shortfall. The subprogramme received US\$81 million (against

a planned budget of US\$33.3 million). However, this amount represents multi-year contributions.

- Overall expenditure is at US\$83.9 million, which is 97 per cent of the target budget of US\$86.1 million. Hence, the budget is close to 100 per cent delivery.
- This picture, however, does not show the distribution across projects as well as the shortfall in certain projects. It does also not indicate the need for additional resources to take several interventions to the next and more impactful level, particularly when it comes to initiatives addressing our work on food waste or the 10-Year Framework of Programmes on Sustainable Consumption and Production and others. To take several initiatives to scale and to implement relevant UN Environment Assembly resolutions, additional funding is required.

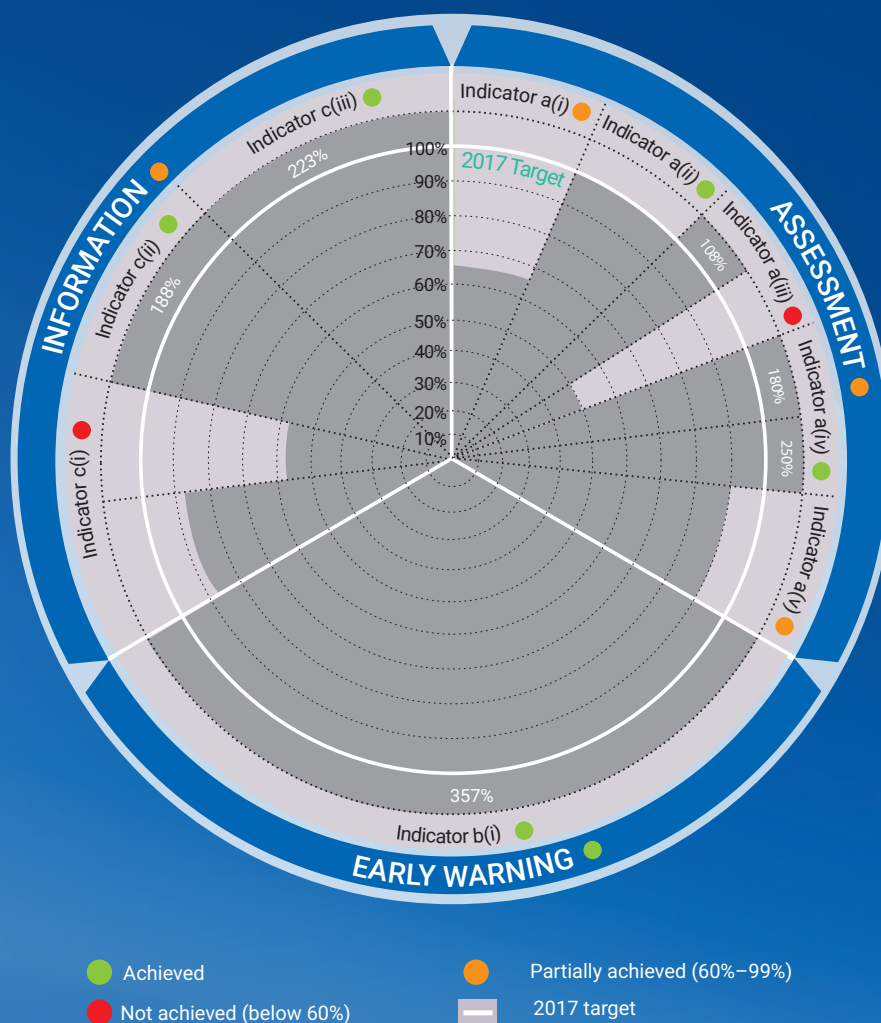


ENVIRONMENT UNDER REVIEW

In our work to keep the environment under review, we focus on bridging the gap between the producers and users of environmental information, so that science can be better linked with policies. We provide results in the following areas:

- **Assessments**, where we support global, regional and national policy-making using environmental information accessible on open platforms;
- **Early warning**, where we provide planning authorities with information on emerging environmental issues of global importance early warning systems; and
- **Information management**, where we strengthen the capacity of countries to generate, access, analyze, use and communicate environmental information and knowledge.

During 2016-2017, we met or partially met our targets for Environment under Review except for three targets, which have progressed satisfactorily but not to the full extent we had targeted since countries take time to adopt and adapt to new systematic ways of data calibration, to monitoring, and to the findings of the assessments report for a meaningful impact.



INDICATORS OF ACHIEVEMENT

ASSESSMENT

- (a) i) Increase in the number of United Nations agencies and multilateral environmental agreements using data on environmental trends, identified through UN Environment Programme, to influence their policy
- (a) ii) Increase in the number of relevant global, regional and national forums and institutions using data on environmental trends identified through UN Environment Programme to influence their policy
- (a) iii) Level of accessibility and ease of use of UN Environment Programme environmental information through open platforms measured against internationally recognized standards for open access to information
 - Percentage improvement in the level of accessibility measured by usability tests
 - Percentage of surveyed users that are satisfied with the information available on the open platform
- (a) iv) Increase in the number of United Nations inter agency initiatives and external partnerships catalysed by UN Environment Programme that contribute scientifically credible and policy-relevant environmental data and indicators to UN Environment Programme assessment processes
 - Number of United Nations agencies that have contributed scientifically credible and policy-relevant environmental data and indicators to UN Environment Programme assessment processes
 - Number of United Nations agencies and secretariats of multilateral environmental agreements that have linked their data and information systems to UN Environment Programme Live
- (a) v) Number of partnerships between UN Environment Programme and external partners that have contributed scientifically credible and policy-relevant environmental data and indicators to UN Environment Programme assessment processes

EARLY WARNING

- (b) i) Increase in the number of stakeholders surveyed that acknowledge the uptake in assessment and policy development processes of scenarios and early warning on emerging environmental issues identified by UN Environment Programme

INFORMATION

- (c) i) Increase in the number of countries that take the lead in generating, analysing, managing and using environmental information in comparable formats and with a focus on gender-sensitive tools, and making the information and knowledge available to the public and policy makers, as a result of UN Environment Programme intervention
 - Number of countries developing information systems and documents/reports that include analysed data and information having their origins in UN Environment Programme outputs and processes (e.g., citations in documents such as green economy transition plans, climate change and disaster risk reduction action plans)
 - Number of countries making available environmentally relevant gender disaggregated data
- (c) ii) Increase in the number of countries making available credible nationally generated data and access to country-specific environmental information in comparable formats available on public platforms
- (c) iii) Increased number of major groups and stakeholders surveyed that acknowledge their involvement in the generation, access to and use of environmental information available on public platforms

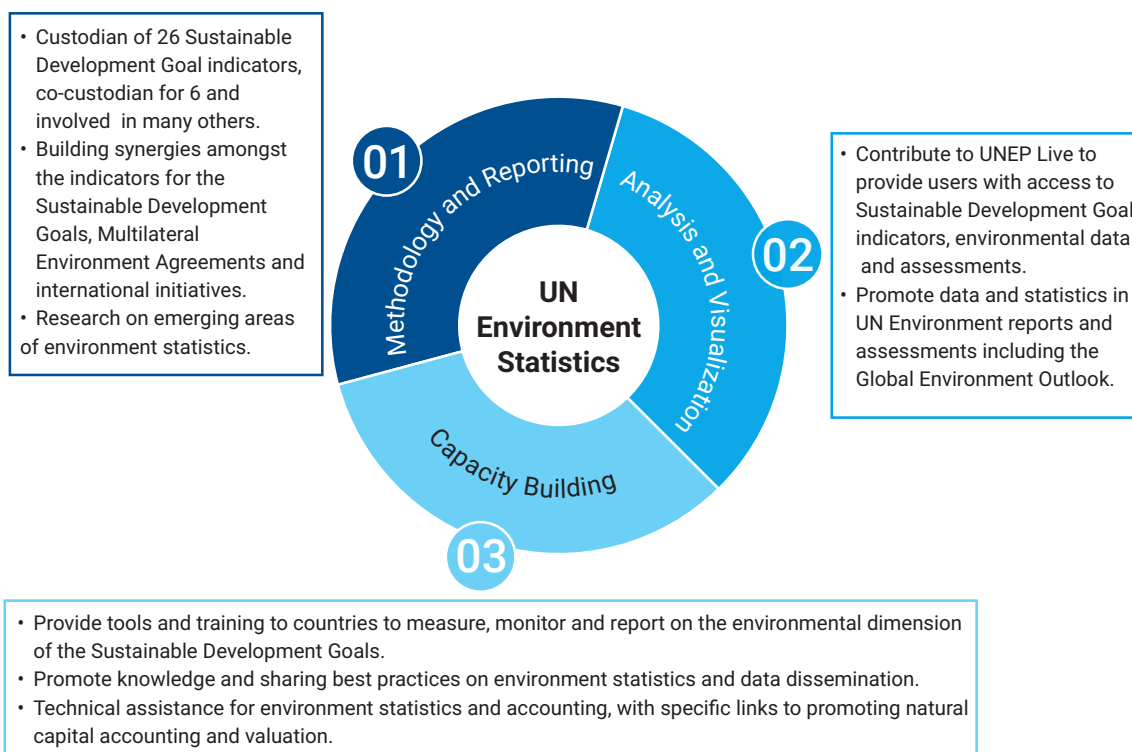
ASSESSMENTS: TO KEEP THE ENVIRONMENT UNDER REVIEW

We are progressing on keeping the environment under review, identifying emerging issues and improving access to information and knowledge-sharing and knowledge-transfer. What is needed is to establish a robust approach whereby all UN agencies, countries and partners monitor their institutional growth on how they are using knowledge-based performance to quantify impacts in the short- and long-run in relation to environmental data and trends.

The Sustainable Development Goals moved to the implementation phase in 2016. Through the mandate from UN Environment Assembly Resolution 2/5, “Delivering on the 2030 Agenda for Sustainable Development”, we are fully engaged in this global effort. We are now deeply involved in generating data and statistics for monitoring progress¹ and are the **custodian agency for 26 of the Sustainable Development Goals (SDG) indicators**. We were also heavily involved in the preparation of the UN Secretary-General’s annual report to the High-Level Political Forum.

institutionalized monitoring and reporting on water indicators. This is the result of intensive cooperative efforts between different UN agencies and local authorities.

Our landmark method in indicator reporting and assessment methods were instrumental to numerous UN organizations and multilateral environment agreements as we champion systematic processes in monitoring Sustainable Development Goals and gauge the impacts of related policy implementation. For example, the **United Nations Secretary-General’s Sustainable Development Goals progress report 2017** is using indicator data coming from UN Environment for the content of the Chapters on SDG 12 (SCP), 14 (oceans) and 15 (land), and some data has also been used in other Sustainable Development Goal chapters.² As for the multilateral environmental agreements, the **Basel Convention’s decision (BC-13/16)** on international cooperation and coordination on the collection of data relevant to the indicators of the Sustainable Development Goals, requested the Secretariat to continue to cooperate with UN Environment Programme and the secretariats of other chemicals and waste-related multilateral environmental agreements to ensure



The interactive Environment Live is aligned to enable countries to monitor and report on environmental related indicators and the progress made towards identified targets. For example, Sustainable Development Goal 6 on Clean Water and Sanitation Indicator, the Environment Live platform demonstrates the degree to which countries have

a coordinated approach to the implementation of the methodology. In addition, **the United Nations Economic and Social Commission for West Asia** used the outcome of our Global Environment Outlook regional assessments to identify regional priorities for Sustainable Development Goal action plan on enhancing environmental protection in the Arab Region through implementing the environmental

¹ More information about the SDG indicators can be found on Environment Live (uneplive.unep.org/projects).

² <https://unstats.un.org/sdgs/report/2017/>

dimension of Sustainable Development Goals³ to complement their work in the region.

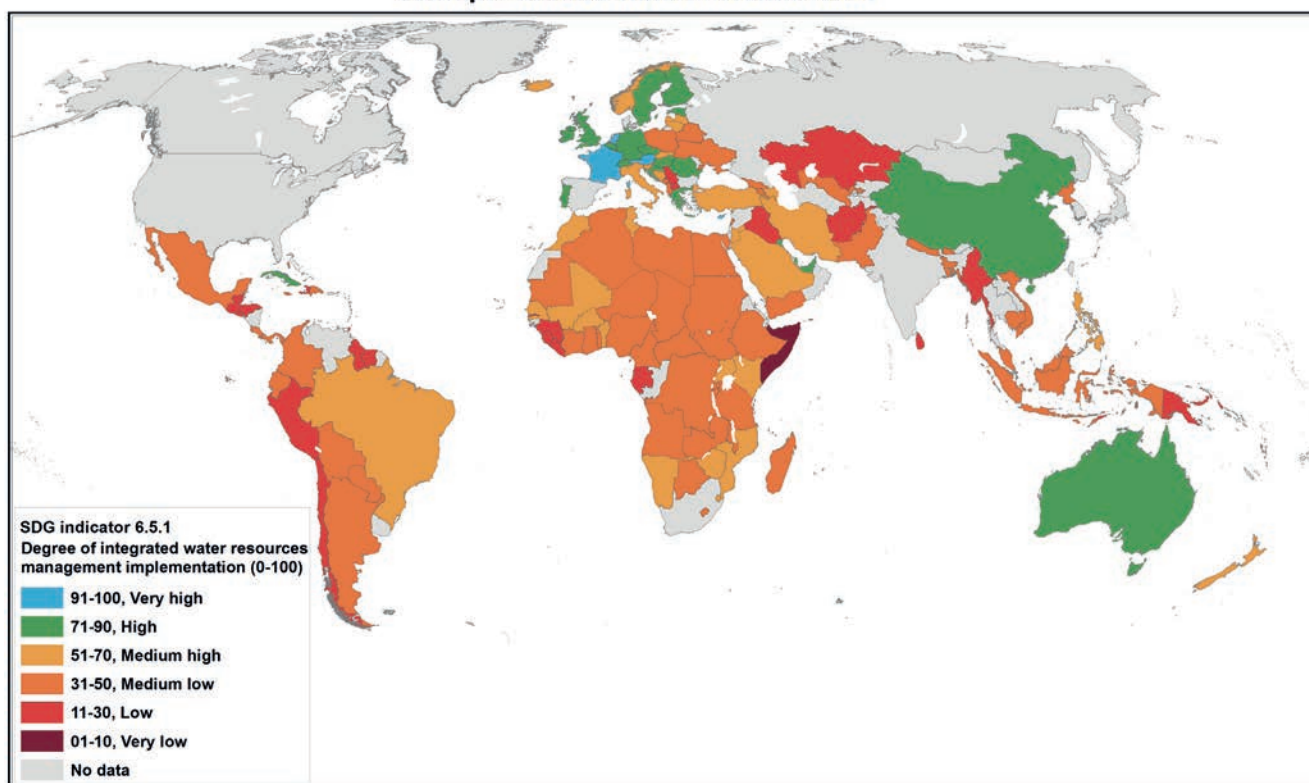
INFORMATION MANAGEMENT: CAPTURING SYNERGIES IN ACTION

Environment Live contains over 900 indicators and a similar number of maps. As the use of reliable environmental data platforms becomes pivotal to sound decision-making and policymaking to quantify the enhancement in Sustainable Development Goal targets, more countries and regional forums are seeking Environment Live's trusted data streams and using the platform, including our assessment reports, as a credible data source. Currently, 193 countries have access to the new environmental data sets and public platforms in comparable formats (e.g. websites, information or data portals). This is a major leap forward in terms of access to data compared to earlier years. Through our partnership with the **Management and Development of the Marine and Coastal Environment of the Northwest Pacific Region (NOWPAP)**, we have linked their data and information systems to Environment Live.

To strengthen national reporting systems,⁴ we have **joined up with the UN Statistics Division, the UN regional economic commissions and key UN entities.** The joint work focuses on developing the capacity to deliver environmental statistics and report on the Sustainable Development Goals. The UN Environment Programme is working with UN Statistics Division and all five Regional Commissions to build capacity on environment statistics on the use of the Environment Statistics Diagnostic Tool to develop a strategy on environment statistics and to establish a working group on environmental data. This positive experience leverages the presence of UN Environment Programme staff on the ground, partnerships with the Regional Commissions and expertise in environment statistics to produce meaningful results.

The six regional Global Environment Outlooks are the building blocks for the Global Environment Outlook assessment to be delivered at the 4th Session of the UN Environment Assembly in 2019. A progress report and information was prepared for the third UN Environment Assembly in 2017.

Countries institutionalizing, monitoring and reporting on SDG indicators: example of SDG water indicator 6.5.1



The Environment Live data portal tracks progress towards Sustainable Development Goal 15 (specifically, on indicators 15.1.2 and 15.4.1) on "Life on Land". On the Environment Live platform, we show the many relationships and synergies between the Goals and existing agreements related to water.

³ https://www.unescwa.org/sites/www.unescwa.org/files/page_attachments/technical_paper_12_environmental_sdgs.pdf

⁴ Supported, by and large, by the European Commission and the Global Environment Facility.



The utility of our assessments and data is measured through the number of institutions, political forums and processes using them in their policymaking and decision-making. The 2017 target to influence 16 additional UN agencies or multilateral environmental agreements with information from our outlooks has not yet been met (14 out of 16), but we anticipate that relevant parties will be able to provide examples and further evidence of this. Going forward, we understand that our work is essential to our stakeholders and we are working on a more structured process to track the impacts of providing data and information on the environment.

Eight additional partnerships contributed data and indicators to our assessment processes. We had an exciting year of building on existing networks and expanding capacity building efforts on the use of our data and portals. For example, we piloted low-cost air quality monitoring with UN-HABITAT, University of Nairobi and Safaricom to inform smart urban planning and explore the feasibility of private sector ownership and operation of air pollution monitoring networks.



Degradation of infrastructure due to sand and dust storms

EARLY WARNING: MEANS WITH AN END INSIGHT

Our work on emerging environmental issues, communicated through the new Frontiers series, enabled stakeholders to consider these issues in their own processes. The Frontier Report 2016 was used as a reference in scientific journals and a book, including academic publications^{5,6,7,8,9,10} among others.

The global sand and dust storm assessment prepared for the second UN Environment Assembly in 2016 was used in consultations prior to the UN General Assembly.¹¹ Some countries have since used the assessment in their decision-making and policy action plan to early action plans and mitigation measures.

5 Attilani, P., Stroka, J. and Magan, N. (2016). Foreword: mycotoxins in a changing world.

6 World Mycotoxin Journal, 9(5), 647-651. <http://www.wageningenacademic.com/doi/pdf/10.3920/WMJ2016.x004>

7 https://www.researchgate.net/publication/305793780_Marine_microplastic_debris_a_targeted_plan_for_understanding_and_quantifying_interactions_with_marine_life

8 <http://www.dw.com/en/is-marine-plastic-pollution-a-threat-to-human-health/a-39161868>

9 Kilgariff, S. (2016). Microbeads in Aesthetics. Aesthetics website, 7 October 2016. <https://aestheticsjournal.com/feature/microbeads-in-aesthetics>

10 Lindsay, K. (2016). Microplastic: Not fantastic. Blank Gold Coast website, 25 August 2016. <http://blankgc.com.au/microplastic-not-fantastic/>

11 GA71

To support countries and stakeholders in using data on environmental issues and trends, we provided the following products and services in 2016-2017:

- The Emissions Gap Report 2017
- Frontiers 2017
- Strengthening the Science-Policy Interface, a Gap Analysis (published under the GEO-6 umbrella)
- Eco-restoration and Wealth Creation – Elion's Kumbuqi Business Model
- Environment Live, the organization's open online platform, was expanded and redesigned to improve people's access to environmental data and information.
- Assessments were published on sand and dust storms, Ugandan wetlands, African mountains, Kumbuqi land degradation and desertification, emerging issues, gender and environment, emissions gap for climate change mitigation, transboundary waters, and loss and damage to ecosystems caused by climate change.
- Technical support was provided to countries on data and environmental reporting, demonstrating the use of the Indicator Reporting Information System and Environment Live.¹²
- An air quality monitoring network was piloted in Nairobi, Kenya.

Major groups and stakeholders were included in all major assessment processes.

We sent stakeholders a follow-up questionnaire on their involvement and access to environmental information to better understand their views and ideas for improvement. Nearly half (49 per cent) confirmed that they had accessed environmental information generated by UN Environment to a large or very large extent. The information was mainly used for education, as guidance, and to conduct analyses. In over 40 per cent of cases, stakeholders used the information to influence policy. Making information more accessible online will further enhance stakeholder engagement and the level of influence.

In summary, we are progressing with the Global Environment Outlook, a range of thematic assessments, delivering environmental indicators, and improving access to data and knowledge through Environment Live. At the same time, we are enabling more UN entities and other partners to use this information, but this needs to be better documented. We need to inspire all actors – including countries, citizens, and the private sector – to participate in generating information, sharing their knowledge through open platforms,

such as Environment Live, and using it to bring about social, economic and environmental benefits. We are therefore seeking champions among our Member States and other stakeholders, including data philanthropists, who can provide leadership in this new world of data sharing.

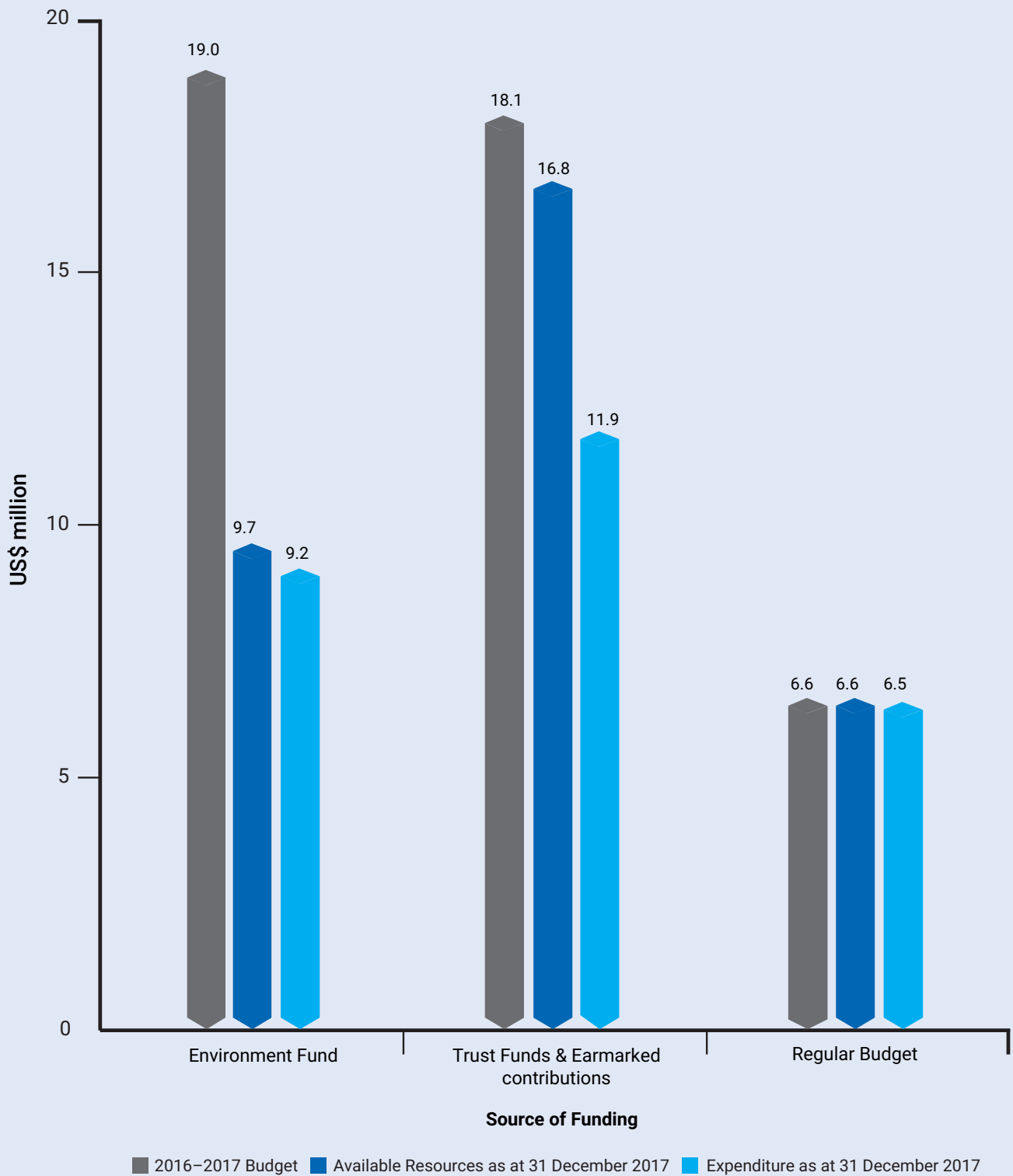


ENVIRONMENT UNDER REVIEW

Targets: 1.5, 2.4, 3.9, 4.7, 5.a, 6.3, 6.6, 7.2, 7.3, 8.4, 9.4, 10.7, 11.5-7, 12.3-5, 13.1, 14.1, 14.3, 14.5, 15.1-5, 15c, 16.4, 16.10, 17.6, 17.7, 17.18, 17.19



Financial Performance: Environment under Review





"I'm with nature" was the theme of World Environment Day 2017, which saw record-breaking engagement around the globe. More than 1,800 events were registered, from tree-planting in Mumbai to ivory burning in Angola to a running race through Brazil's Iguazu National Park. Canada, the host country, offered free admission to all of the country's national parks to encourage everyone to connect with nature. The World Environment Day festivities also played an important role in Canada's 150th birthday celebrations.



FINANCIAL OVERVIEW

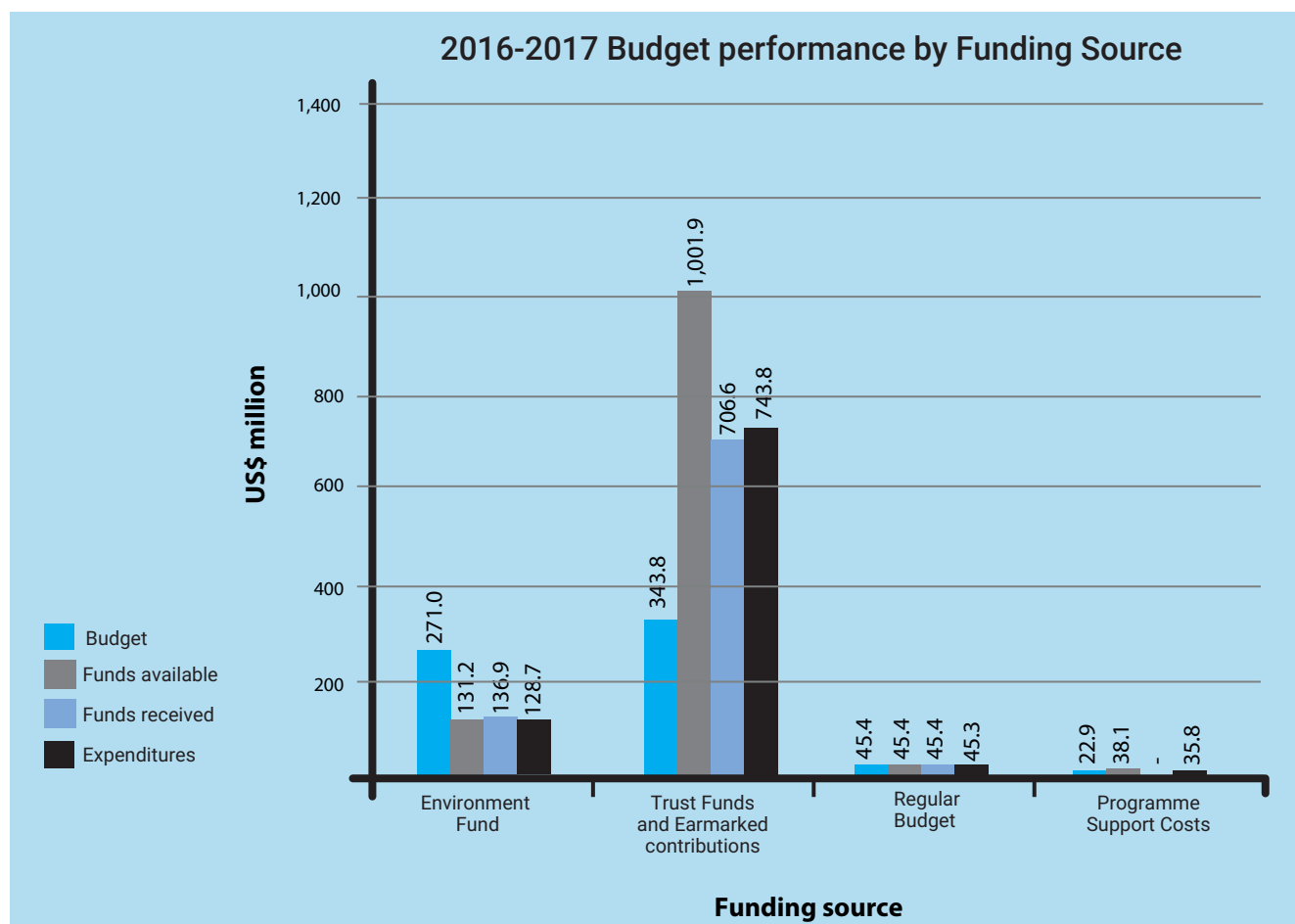
Our projected overall budget for the 2016-2017 biennium was US\$683.1 million. This budget comprises the Environment Fund, Trust Funds and Earmarked Contributions, the Global Environment Facility (GEF), the Programme Support Costs (PSC), and the Regular Budget of the United Nations, including the United Nations Scientific Committee on the Effects of Atomic Radiation (UNSCEAR) and UN Development Account allocations.

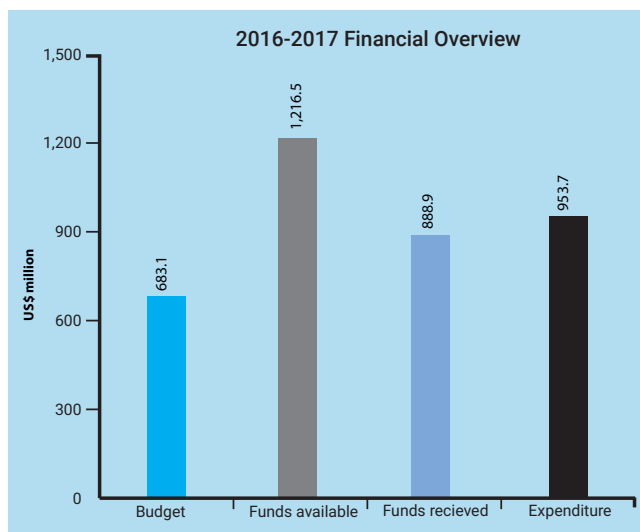
The overall budget allocation for the biennium was US\$1,216.5 million. The budget allocation had three elements. First, it included income received and recorded in the biennium, even if the contributions received were not all meant for use in the same biennium. This is because some donors targeted their contributions for use in projects that will extend beyond 2017. Secondly, the budget allocation included disbursements that were already in the pipeline late in the last biennium that is late 2015,

but that had not been made by the end of that year and thus had to be recorded as allocations in 2017. Thirdly, the budget allocation included unspent fund balances from the latter part of the last biennium that were brought forward as allocations in 2016-2017. These factors make it difficult to draw a direct comparison with the projected budget.

We had more resources available than our projected budget for the 2016-2017 biennium. This resulted in a **total expenditure for the biennium of US\$953.7 million**, approximately 139.6 per cent of the year's targeted budget.

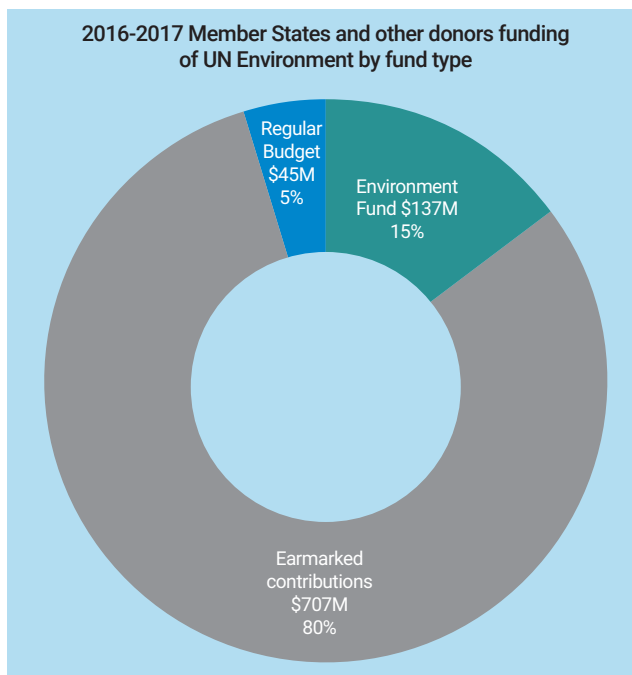
As in previous years, a significant part of the contributions we received was earmarked for specific projects and thus unavailable for meeting demands for services in other areas where results were envisaged.





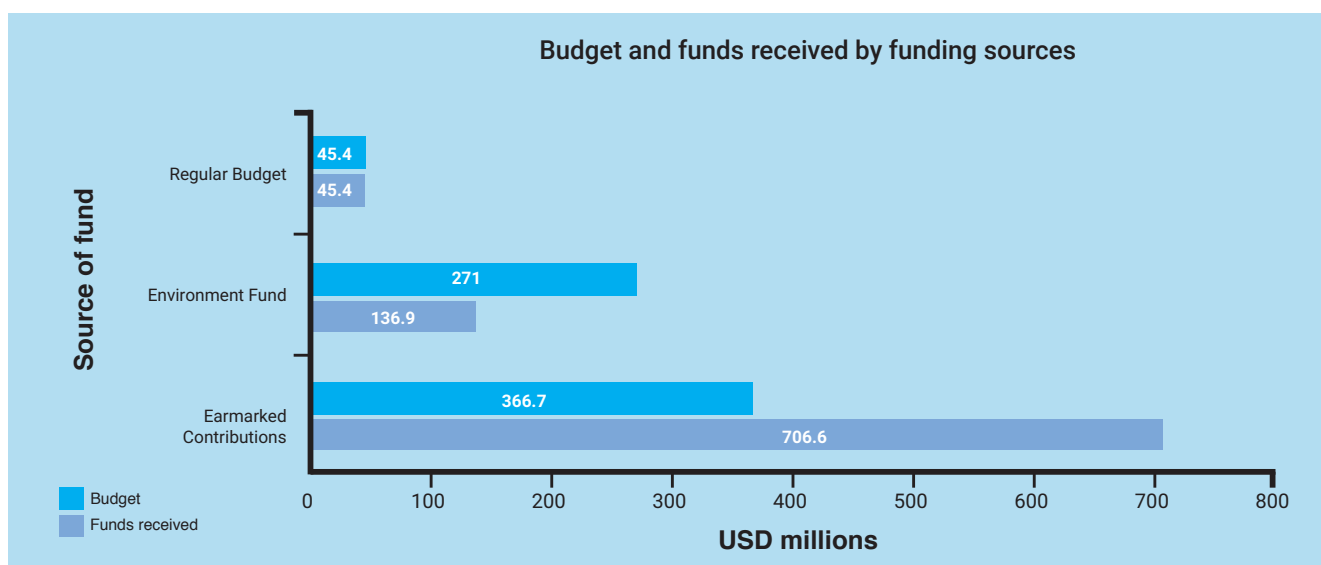
INCOME ANALYSIS

We received US\$888.9¹ million in the biennium 2016-2017 against the budget of US\$683.1 million. The UN Regular Budget and the Environment Fund formed the core funding for the biennium, amounting to 20 per cent of total income received. The earmarked income received in the biennium 2016-2017 comprised all trust funds and other contributions from the member states, Global Environment Facility, Green Climate Fund, European Commission, foundations, private sector and UN sister organizations.



SOURCES OF INCOME AND THEIR PURPOSE

The UN Regular Budget, including the UN Development Account, covers substantive support to the Governing Bodies, coordination of environmental programmes in the UN system and ensuring effective cooperation with relevant global scientific and professional communities. There are no gaps between the budget and income because the budget approved by the General Assembly is followed by disbursements from the assessed contributions of the Member States of the UN. However, it provides only 5 per cent of the total income which does not adequately provide for core



¹ The figures do not include Multilateral Fund and Conventions and Protocols administered by UN Environment, whose income amounted to US\$465 million for the biennium 2016-2017.

functions such as servicing Governing Bodies, including the Environment Assembly and needs to be complemented from the Environment Fund and earmarked resources.

The Environment Fund finances the essential capacity needed for the delivery of UN Environment's Programme of Work globally and from a strong regional basis. It focuses on identification of emerging issues, innovative solutions, advocacy and awareness raising, capacity building and results-focused programme management and oversight. Despite its critical role for the balanced delivery of the organisation's programme, it continued to receive only 50 per cent of the approved biennial budget.

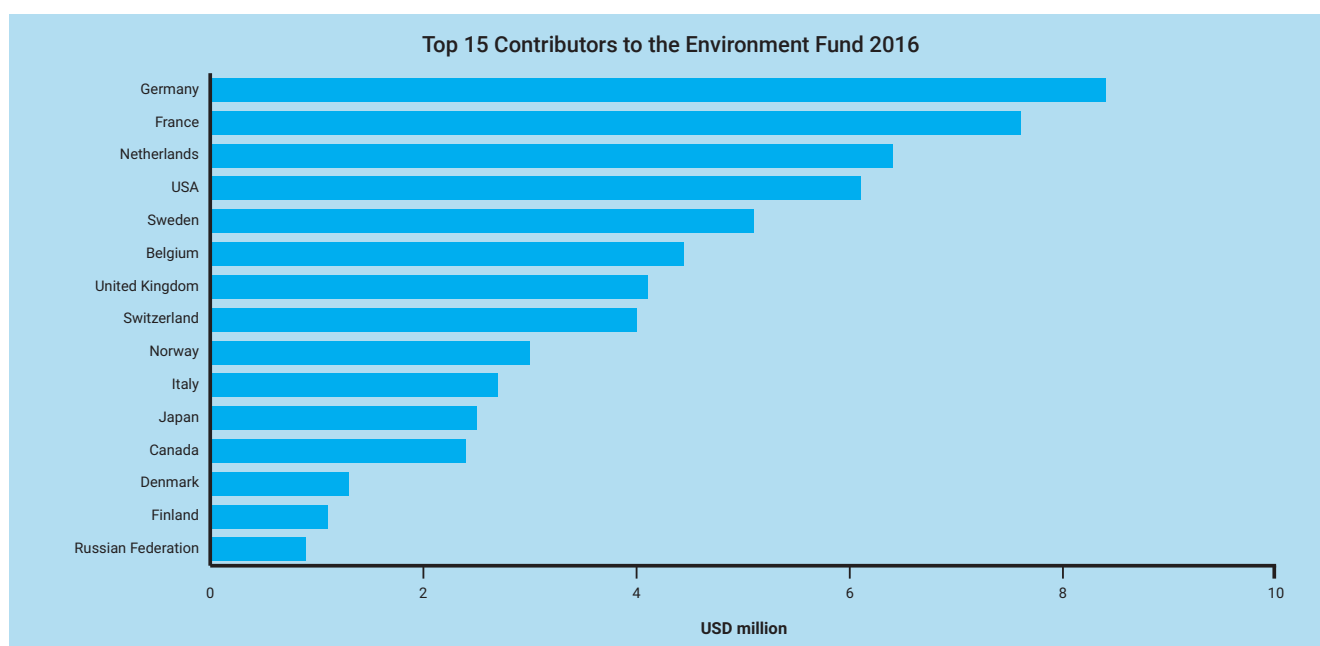
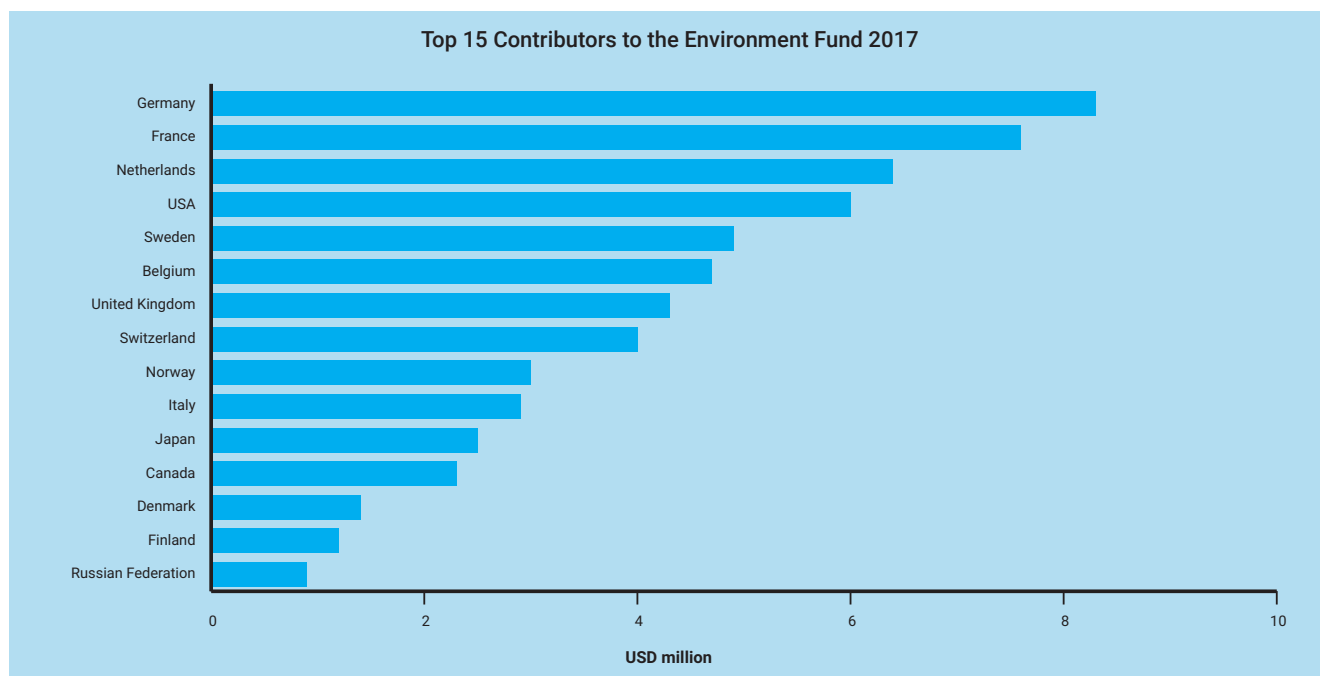
Earmarked Contributions enable upscaling and replication of results of the organization's core work including capacity building in more countries

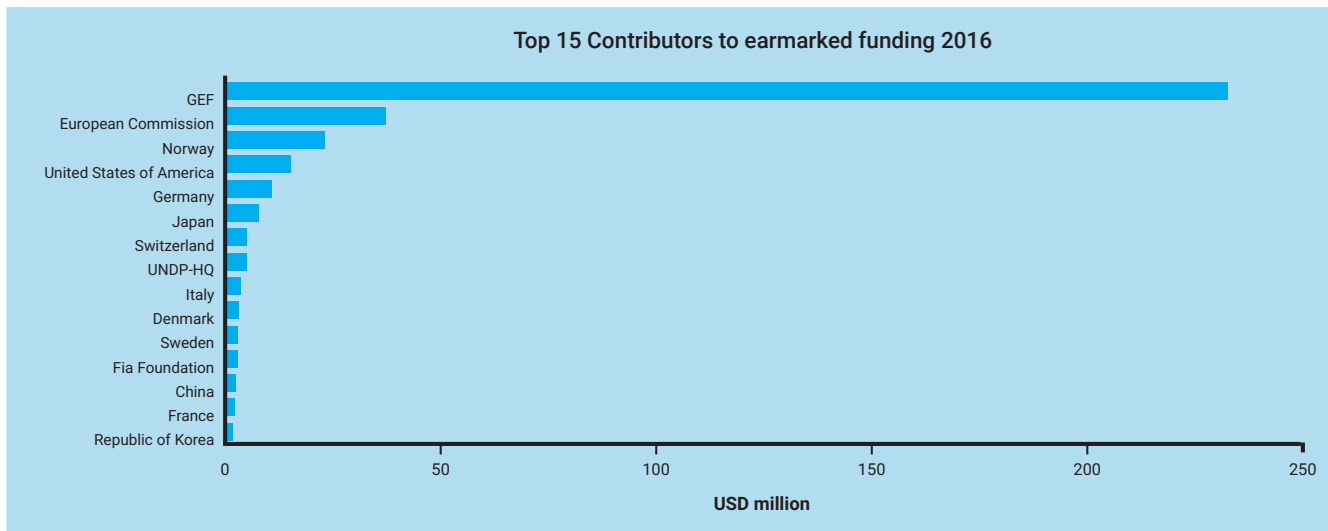
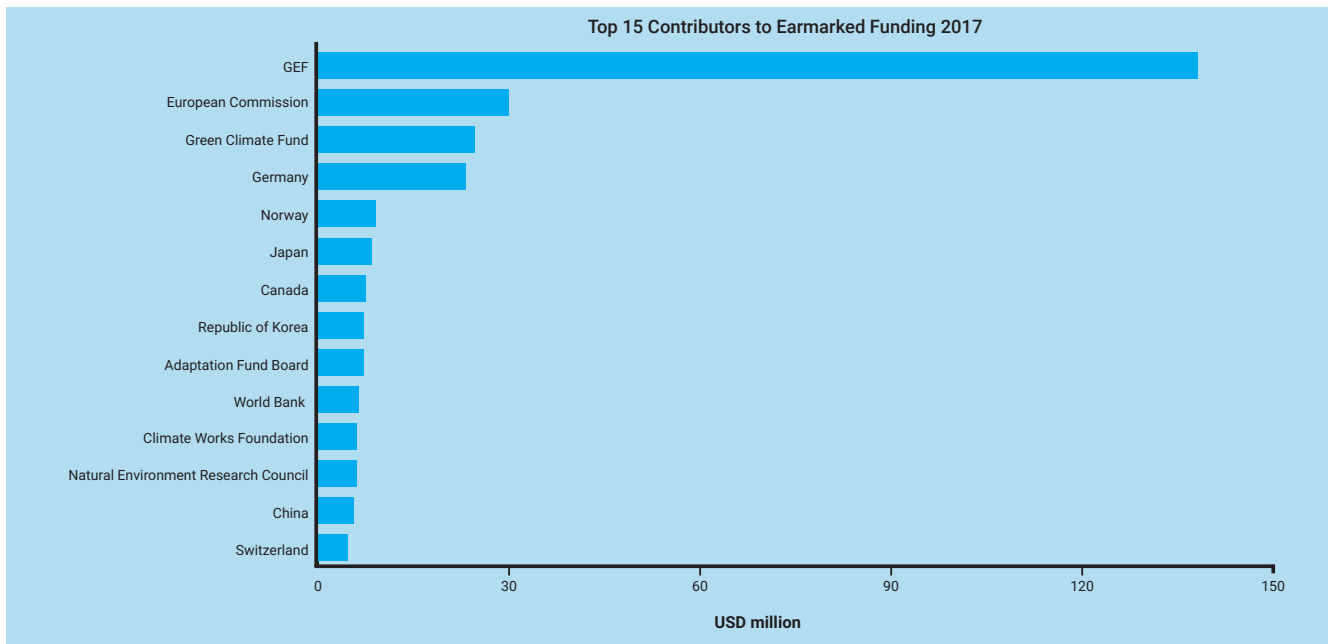
and with more partners. Income received, including for future years, was twice the biennial budget. It remains a challenge to reduce the distorting effect of earmarking on the balanced programme delivery.

FUNDING PARTNERS

We thank all the funding partners for their commitment and contribution to the organization, especially the top 15 funding partners, which continue to provide 88 per cent of the core funding, and the other 85 Member States that contributed to the Environment Fund during the biennium.

With regard to earmarked contributions, the top 15 funding partners provided about 91 per cent of the total earmarked income. However, this is not enough for an organization with a global mandate that is 95 per cent voluntarily funded.





GOING FORWARD

World leaders have committed to provide a stronger financial foundation for our strengthened mandate. This should mean more secure funding with a broad range of reliable donors; more stable funding with early and steady receipt of funds; adequate funding to deliver the effective work programme that saving our planet dictates and; increased funding to match the ambitious expectations of Member States and other stakeholders with respect to our capacity to address environmental challenges and exploit opportunities.

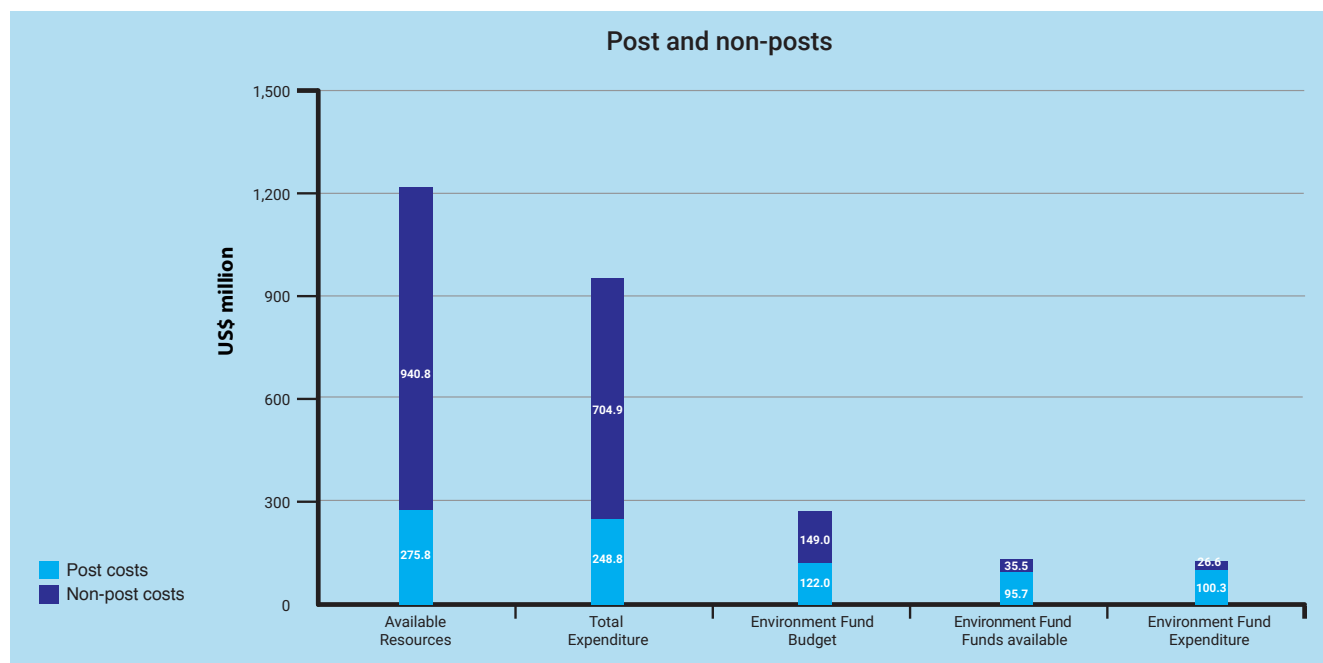
In November 2017, we developed a Resource Mobilization Strategy to secure sufficient funding for the implementation of the Medium-Term Strategy and Programme of Work for 2018-2021. All the 193 Member States and our non-state partners are called upon to deliver on the strategy and enable us to efficiently and effectively deliver our mandate and strengthen our role as the authoritative leader on the environment.

EXPENDITURE ANALYSIS

Total expenditure for the biennium 2016-2017 was US\$953.7 million. The available resources in the Global Environment Facility (GEF), other Trust Funds and Earmarked Contributions continue to be much higher than the projected budget. This is partly because the available resources captured in Umoja may relate to multi-year contributions and partly because we continue to demonstrate our strength in attracting earmarked funding. Thus, multi-year contributions received in 2015 and prior years enabled the organization to have more resources available to use in the current biennium. This resulted in higher expenditure than the projected budget for the period. With earmarked funding at levels so much higher than non-earmarked biennial funds (Environment Fund and Regular Budget of the UN), the emphasis of our work risks moving out of alignment with agreed priorities in the programme of work.

We received a Regular Budget allotment amounting to US\$42.63 million for the biennium 2016-2017 to cater for a staffing complement of 114 positions including 21 additional approved positions deployed to six regional offices. In addition, we received an allocation of US\$2.74 million from UN Development Account.

On the Environment Fund, the authorized allocated budget for 2016-2017 is US\$131.2 million. It was allocated across the seven subprogrammes, Executive Direction and Management, and Programme Support. The total expenditure recorded as at 31 December 2017 was US\$128.7 million on core capacity and general operating expenses in support of the programme implementation.



ORGANIZATIONAL EFFECTIVENESS

In looking at how we can improve, we will continue to concentrate on efficiency and effectiveness. While the new **Enterprise Resource Planning** system known as UMOJA is an important tool to improve efficiency and accountability, several other initiatives are underway. They include increasing delegations of authority while strengthening the organization's accountability framework and improving the process for allocating unearmarked extra-budgetary resources.

We have a number of indicators of performance that review the efficiency and effectiveness of our operations in general. The Table highlights our performance against these indicators. It shows a number of areas where we have shown good performance.

- 85 per cent of surveyed UN Environment Programme partners in governments and in the United Nations system rated the **usefulness of our products** and programmes as satisfactory.
- 64 per cent of surveyed members of the Committee of Permanent Representatives and relevant partners of UN Environment Programme were satisfied with the **relevance** of UN Environment Programme's strategic planning documents.
- Out of over 80 evaluations of UN Environment Programme interventions completed by the Evaluation Office, more than two thirds (**67 per cent**) of projects had an evaluation rating of **"satisfactory" or better** for their overall performance: a 12 per cent increase on the previous biennium.
- We **acted upon all accepted audit and investigation recommendations** on UN Environment Programme performance, exceeding our target of 85 per cent.

In addition to the areas above, the Global Environment Facility recognized that our proposals are becoming stronger from a results-based management perspective, and this **has enabled us to access more Global Environment Facility resources to support Member States**.

We have been implementing the Environmental, Social and Economic Sustainability Framework since mid-2016. Projects are reviewed on potential safeguard risks and their overall risk categories. Among 65 projects and concepts

reviewed in 2017, about 46 per cent were in the moderate safeguard risk category.

UN Environment Programme has since 2015 set up a robust **Gender Marker system** to serve as our in-house quality control, project review, accountability and performance recognition tool on gender. More projects now include dedicated gender components with earmarked budget lines: a good approach to ensure gender actions are considered in the implementation of an initiative. Our work on strengthening data and indicator frameworks for monitoring and reporting on the environmental dimension of the 2030 Agenda and Sustainable Development Goals developed gender relevant indicators for the environment-related Sustainable Development Goals.

However, there are areas for further improvement. We found there are a number of other areas where performance needs to improve in terms of organizational efficiency and effectiveness. We learned, for example, that the organization can best deliver if we can have the right skills-set in place at the right time. This means we need to have a quick recruitment process that can bring in the right people quickly to deliver efficiently. However, it still takes a **large number of days** to fill a vacant post: 248 days in practice against a target of 170 days. UN Environment Programme has flagged this to the UN Office for Human Resources Management given that some critical steps in the recruitment process are outside its control.

We are also lagging in terms of our target to have a better gender balance in our senior level recruitments. The percentage of **women appointed to senior-level posts** in the professional and management categories was 42 per cent, lower than the 45 per cent target.

In May 2016, the first comprehensive and integrated global assessment of gender and the environment, the Global Gender and Environment Outlook, was launched on the margins of the Second Session of the UN Environment Assembly. This publication¹ provides an analysis of the social dimensions of environmental issues, an understanding of current environmental challenges, and describes policy options and concrete opportunities to contribute to the *Future We Want*. Over the biennium, we developed increasingly more projects with dedicated

¹ <http://web.unep.org/ggeo>

gender components and earmarked budgets.² The knowledge base has also been enhanced through policy briefs on Gender and Environment.³

We have been using the Gender Marker system over the 2016-2017 biennium. In 2017, up to 31 per cent of all the projects that had undergone reviews received a Gender Marker code 2a, which is a slight improvement from the 28 per cent in 2016, and marked improvement over the 5 per cent recorded in 2015.

In 2016-2017, several multi-year gender and environment projects were initiated (either on their own or as part of a wider project), such as in Myanmar and Lao People's Democratic Republic on gender responsive biodiversity planning.⁴ The UN Environment Programme, UN Women and UN Development Programme *Joint Project on Gender-Responsive Approaches to Natural Resource Management for Peace in Sudan*⁵ seeks to strengthen women's roles in local peacebuilding processes over natural resource-based conflicts in Al Rahab, North Kordofan, Sudan. In Peru, the joint UN Environment Programme-UN Development Programme Poverty Environment Initiative has, with the Ministry of Environment, built the capacity of men and **women** as waste recyclers resulting in improved livelihoods.⁶ We worked with the African Ministerial Conference **on the Environment** (AMCEN) which resulted in "*Building capacity of African Women Energy Entrepreneurs*"⁷ being included in its declaration in June 2017 in Libreville, Gabon.

Notable progress has been made to incorporate gender in the design of our initiatives and projects. However, the extent to which this improvement in design of our initiatives has influenced the outcome of those initiatives, in the context of gender integration, is not yet evident. The **integration and monitoring of implementation of gender** elements in programme and project implementation requires and will receive greater attention in 2018-2019.

Some of these "organizational effectiveness" targets (captured in the Table) could well be reviewed on a regular basis with strong monitoring and evaluation. Our evaluation process continues to evaluate our work to give us the feedback on how we are doing and whether our efforts do actually result in tangible outcomes and impacts. The proportion of projects that received a "satisfactory" or better rating for the extent to which project outcomes are sustained or replicated increased from 34 per cent in 2014-2015 to 39 per cent of projects in 2016-2017, but the

likelihood of impact achievement was considered "highly likely" or "likely" in only 41 per cent of the projects evaluated in 2016-2017. This highlights the **need for the organization to invest more in, shaping the change processes that lead to higher level results**, moving from establishing awareness and coalition creation to change on the ground.

If we are to improve our impact, we need to ensure that we can identify the issues and risks that can affect the delivery of our work and capture learning. We still lack the resources to evaluate our work in its entirety. We did not complete some planned evaluations on subprogrammes or projects over US\$1 million because of insufficient resources (both human and financial). However, the number of evaluations completed by the Evaluation Office is higher than that of any other UN Secretariat evaluation function. (In the OIOS 2017 assessment,⁸ UN Environment Programme is reported to have completed 52 evaluations in the previous biennium compared to an average of 12 among other agencies during the same period.)

We have also not yet invested in a corporate risk system to complement the UN Secretariat-wide system to flag risks early enough for us to understand where and why we may not achieve the most optimal results. While we have a project at risk system, there is still a need to have a corporate risk system, as required by Member States when they approved the programme of work 2016-2017. This has also meant that programme performance information is not used systematically enough in the organization to adaptively manage and to guide our allocation of resources (see Table).

Going forward, we will continue to address these areas. We will seek opportunities to scale up or promote the replication of successful interventions. We will step up our efforts to build transformative partnerships, including with the private sector. Our work will be closely aligned to the Sustainable Development Goals, particularly at indicator and target level. We will continue to engage Member States and other partners on widening the resource base and increasing contributions to the Environment Fund.

We have been entrusted with the exciting and noble mandate of leading and encouraging partnerships in caring for our planet and improving our quality of life without compromising that of future generations. We will strive to improve our organizational processes and practices to fulfil this mandate effectively and efficiently.

2 <https://www.unenvironment.org/explore-topics/gender>

3 <https://environmentlive.unep.org/sdgpolicybrief>

4 <https://www.unenvironment.org/news-and-stories/story/putting-women-heart-national-biodiversity-action-plans>

5 <https://www.unenvironment.org/explore-topics/disasters-conflicts/what-we-do/recovery/women-natural-resources-and-peace>

6 <https://pnudperu.exposure.co/women-recycling>

7 <https://www.unenvironment.org/regions/africa>

8 OIOS evaluation dashboard, May 2017, page 10

PERFORMANCE AGAINST ORGANIZATIONAL TARGETS

Indicator 2016-2017	Baseline (Dec 2015)	Actual (Dec 2017)	Target (Dec 2017)	Rating
EA (a) Relevance of UNEP's work				
(a) (i) Percentage increase of surveyed UN Environment Programme partners in Governments and in the United Nations system that rate the usefulness of UN Environment Programme products and programmes as satisfactory	68%	85% ¹	85%	Target achieved
EA (b) Environmental leadership in UN System				
(b) (i) Number of subjects of global environmental concern on which the United Nations system takes joint actions, including system wide strategies for the environment, as a result of UN Environment Programme engagement	8	14	11	Target achieved
EA (c) Use of science				
(c) (i) Increase in the number of UN Environment Programme initiatives to strengthen the science-policy interface that have demonstrated measurable positive outcomes	2	9	30	Target not achieved
EA (d) Accountability				
(d) (i) Percentage of accepted audit and investigation recommendations on UN Environment Programme performance that are acted upon	86%	100%	85%	Target achieved
EA (e) Geographical representativeness and gender balance of staff				
(e) (i) Percentage of women appointed to senior-level posts in the Professional and management categories	36%	42%	45%	Target partially achieved
(e) (ii) Percentage of personnel from underrepresented member States in posts in the Professional and management categories	17%	21%	20%	Target achieved
EA (f) Efficiency in staff recruitment				
(f) (i) Average number of days taken to fill a vacant extrabudgetary post (measured by the time between the announcement and the appointment)	221	248	170	Target not achieved
(f) (ii) Percentage increase of staff in posts in the Professional and management categories who have been recruited since January 2013 that achieve a rating of 2 (successfully meets performance expectations) or 1 (exceeds performance expectations) in their performance appraisal	100%	100%	90%	Target achieved
EA (g) Efficiency in servicing governing bodies meetings				
(g) (i) Percentage of UN Environment Programme-organized meetings of the Committee of Permanent Representatives and the United Nations Environment Assembly for which member States receive documents within the established respective deadlines	90%	85%	85%	Target achieved
EA (h) Evaluations in accordance with the Evaluation Policy and Plan				
(h) (i) Percentage of projects above \$1 million completed by the third quarter of the biennium and ongoing programmes that are independently evaluated	65%	75% ²	100%	Target partially achieved
(h) (ii) Percentage of programme evaluations completed in accordance with the approved evaluation plan	100%	50% ³	100%	Target not achieved

Indicator 2016-2017	Baseline (Dec 2015)	Actual (Dec 2017)	Target (Dec 2017)	Rating
(h) (iii) Percentage of evaluations providing a rating of "Satisfactory" or better for project quality	83%	91%	70%	Target achieved
(h) (iv) Percentage of accepted evaluation recommendations implemented within the time frame defined in the implementation plan	94%	76%	70%	Target achieved
EA (a) UN Environment Programme's programme driven by a strong customer-focus				
(a) (i) Level of satisfaction expressed by surveyed members of the Committee of Permanent Representatives and relevant partners of UN Environment Programme on the relevance of UN Environment programme planning documents	53%	64% ⁴	70%	Target partially achieved
EA (b) Use of risk information in decision-making				
(b) (i) Percentage of significant risks identified by UN Environment Programme pertaining to programmatic, financial, human, information technology and partnership issues, which could affect the delivery of results, that receive management actions	No data available	No data ⁵ available	70%	No data available
EA (c) Use of performance information in decision-making				
(c) (i) Percentage of accepted programme and budget performance issues and evaluation recommendations identified in UN Environment Programme programme performance reports and in evaluations that receive management action	66%	No data available ⁶	80%	No data available
(c) (ii) Percentage of UN Environment Programme projects that can demonstrate the integration of gender considerations in project implementation	64%	No data ⁷ available	60%	No data available
(c) (iii) Percentage of non-earmarked extrabudgetary resources allocated that are based on the use of performance information	96%	No data ⁸ available	90%	No data available

Programme Support functions indicators

End notes

1. Based on the survey conducted of member states in the Committee of Permanent Representatives and Partners: 91% (Governments), 78% (Partners)
2. A total of 79 project evaluation were completed in 2016–2017 biennium
3. The resource efficiency programme evaluation was delayed to a 2017 start date due to unavailability of funds but is now nearing completion
4. Based on the survey conducted of member states in the Committee of Permanent Representatives and Partners: 73% (Governments), 54% (Partners)
5. Corporate risk system not developed for UN Environment Programme as the agency has relied on the UN Secretariat system; also there were no resources available for this task
6. 96% of the evaluation recommendations received management action. The data for programme and budget performance issues is not available as the extent to which it is used across programmes is different
7. Gender considerations were well integrated in the project design stage. These projects are still under implementation, hence no results yet on the extent to which project outcomes show a gender differentiated results
8. Resource allocation process approved but process not yet using performance information





