



# PROGRAMME PERFORMANCE REPORT 2018-2019





**PROGRAMME  
PERFORMANCE  
REPORT  
2018-2019**

# Table of Contents

## I. Overview

- 10 Shining a light through science
- 10 Setting the agenda
- 11 Detoxifying our world
- 12 Enabling action
- 13 Forging transformative partnerships
- 13 Measuring where it matters
- 13 Mainstreaming gender
- 14 A worthwhile investment

## II. Highlights

- 18 **Performance overview**
- 18 2018-2019 Performance overview
- 18 2018-2019 Programme performance summary table
- 18 **Evaluation**
- 18 Summary of projects attaining 'Satisfactory' or better performance against the main evaluation in 2018-2019
- 18 Comparison of overall project performance by biennium
- 19 **Financial overview**
- 19 2018-2019 budget performance by funding source
- 20 Financial overview by subprogramme 2018-2019
- 20 Overview of Environment Fund 2018-2019
- 20 Funding sources 2018-2019
- 20 Overview of Environment Fund post and non-post costs
- 21 **Human resources**
- 21 UNEP staff – 1,242 members
- 21 Gender distribution
- 21 Regional distribution (All staff)
- 21 Regional distribution P5 and above

## III. Achievements

- 24 **Climate Change**
- 27 Climate resilience
- 28 Low-emission growth
- 33 Reducing Emissions from Deforestation and Forest Degradation (REDD+)
- 35 Opportunities and challenges
- 38 **Resilience to Disasters and Conflicts**
- 41 Reducing environmental risk
- 43 Crisis response and influence, Reducing impact, Building resilience
- 44 Opportunities and Challenges
- 47 **Healthy and productive ecosystems**
- 49 Cross-sector and transboundary collaboration frameworks
- 55 Inclusion of ecosystems in economic decision-making
- 57 Opportunities and challenges
- 60 **Environmental governance**
- 63 Policy coherence and SDGs
- 66 Legal and institutional frameworks
- 68 Opportunities and challenges
- 70 **Chemicals, waste and air quality**
- 73 Chemicals
- 78 Waste
- 80 Air quality
- 81 Opportunities and challenges
- 84 **Resource efficiency**
- 87 Enabling policy environment
- 90 Sectors and Supply

94	Sustainable lifestyles and consumption
95	Opportunities and challenges
<b>98</b>	<b>Environment under review</b>
101	Environmental data for the SDGs
102	Science-policy interface
102	SDG indicator methodology development
102	Providing the science to unlock solutions
103	World environment situation room
104	Transforming pathways through partnerships
104	Opportunities and challenges

#### 108 Policy making organs

##### 108 Executive direction and management

108	1. Environmental issues in the UN system
108	2. Relevance of UNEP programmes, products and support
109	3. Strengthened accountability
109	4. Audits and investigations
109	5. Business intelligence
110	6. Evaluation

##### 112 Programme management and support

112	1. Improving internal oversight and management
113	2. Enhancing operational policies, standards and procedures
115	3. Gender and environmental management
116	4. Strengthening safeguard risk management
116	5. Human resources

##### 122 Income analysis

123	1. United nations regular budget
123	2. Environment Fund
123	3. Earmarked income
124	4. Top contributors

##### 125 Expenditure analysis

125	1. Regular budget
125	2. Environment Fund
125	3. Programme support costs
125	4. Earmarked funds

128	<b>Annex I</b> – Subprogrammes indicator performance
136	<b>Annex II</b> – Management indicator performance
138	<b>Annex III</b> – Resolutions and decisions of the First to Fourth Sessions of the UN Environment Assembly

## IV. Fit for purpose

## V. Budget performance

## Annexes

### List of Tables

66	Institutional strengthening
66	Regional and global initiatives to strengthen legal frameworks and institutional capacity building
73	UNEP support to MEAs through GEF funding: newly approved initiatives in 2018-2019
102	World Environment Situation Room
116	UNEP Secretariat – gender distribution
117	MEAs and Conventions – gender distribution
118	Age distribution
124	Top 15 Contributors to the Environment Fund (Jan 2018 - Dec 2018)
124	Top 15 Contributors to the Environment Fund (Jan 2019 - Dec 2019)
124	Top 15 Contributors to Earmarked Funds (Jan 2018 - Dec 2018)
124	Top 15 Contributors to Earmarked Funds (Jan 2019 - Dec 2019)

### List of Figures

18	Performance overview
21	Human resources
26	Climate change: Indicators of achievement - expected accomplishment
29	Sectoral emission reduction potential towards the 2030 and 2050 horizon
29	Annual additions of renewable power capacity, by technology and total, 2012 - 2018
31	GFEI targets
32	Annual investment in renewable energy capacity (\$ billion)
32	Renewable energy capacity investment over the decade, 2010-2020 (\$ billion)
36	Climate change: Financial overview
40	Resilience to disasters and conflict: Indicators of achievement – expected accomplishment

45	Resilience to disasters and conflict: Financial overview
48	Healthy and Productive Ecosystems: Indicators of achievement – expected accomplishment
53	Blue Forests Project - Kenya
55	Hectares of mangroves sustainably managed in Ecuador, Kenya and Madagascar
58	Healthy and Productive Ecosystems: Financial overview
62	Environmental governance: Indicators of achievement – expected accomplishment
69	Environmental governance: Financial overview
72	Chemicals, waste and air quality: Indicators of achievement – expected accomplishment
77	Global chemical sales
82	Chemicals, waste and air quality: Financial overview
86	Resource efficiency: Indicators of achievement – expected accomplishment
89	Enabling policy – countries reporting adoption of SCP instruments

97	Resource efficiency: Financial overview
100	Environment under review: Indicators of achievement – expected accomplishment
105	Environment under review: Financial overview
110	Executive direction and management: Distribution by subprogramme of projects evaluated in 2018-2019
110	Summary of projects attaining 'satisfactory' or better performance against the main evaluation criteria in 2018-2019
111	Project performance by criteria (2018-2019)
122	Budget Performance: Budget, income, available funds (multi-year funds) and expenditure January 2018-December 2019
123	Income per source of fund (in \$ million)

### List of maps

27	Implementing ecosystem-based adaptation
30	Progress towards low greenhouse gas emissions
34	Implementing policies and investments for REDD+
41	Resilience to disasters and conflicts
50	Enhanced knowledge of the value and role of ecosystem services
67	Strengthening environmental governance
74	Combating mercury pollution as at December 2019
75	QSP Trust Fund projects by region
76	Legally binding controls to limit the production, import and sale of lead paints
79	January 2018 – December 2019 regional litter action plans
80	Air quality laws and regulation
88	Enabling policy: regions, countries and local governments that pursue inclusive Green Economy pathways and sustainable trade policies
88	Countries reporting on SDG 12.1.1 in 2017 and 2019 (2020 progress report of the 10YFP to HLPF)

# I. Overview



The health of our planet and humanity's future are inseparable. Around half of global GDP depends on nature, but increased human and economic activity is putting natural ecosystems under immense pressure. This puts us in danger too. One million plant and animal species face extinction – some within decades. The COVID-19 pandemic, devastating storms, wildfires and mass floods experienced over the past year signal the urgency of the ongoing crisis.

Environmental challenges like climate change or biodiversity loss are too big for any one country or entity to tackle alone. We need a multilateral approach to address these threats.

Everything UNEP does is geared towards creating a healthy natural world that will support human health, peace and prosperity for generations to come. During 2018-2019, we advocated for action, promoted environmental best practices, and brought together governments, civil society and businesses. We scaled up the use of tools and services, and collaborated with partner organizations to extend our reach and share scalable solutions.

We are building on the rising momentum for environmental action. Millions of people, led by young activists, have taken to the streets, energized by irrefutable scientific data and the evidence from their own eyes. There is a growing sense of urgency and an increasing awareness of opportunities for transformative action that could change our trajectory.

Fortunately, the solutions are here. We have the tools and the technology to improve our relationship with the environment. Governments, international organizations, the private sector and civil society are already coming together to find more sustainable and cost-effective ways of running our societies. We need this collective action to be rapidly scaled up around the world. As countries, cities and communities, we must work in partnership to protect our environment because it supports all of us. It is irrefutable: the stronger our planet's life support systems are, the better human health and wealth will be.

As the world grapples with the devastating consequences of the COVID-19 pandemic, we have the opportunity to rebuild - and even improve - livelihoods in a sustainable way. We need to build back better and balance humanity's relationship with nature. We need to fundamentally rework our relationship with nature and redesign our societies to be more sustainable and equitable so that people and planet can thrive together.

The United Nations Environment Programme (UNEP) has sought to harness this sense of urgency to tackle the climate emergency, biodiversity loss, pollution, resource overexploitation and related environmental challenges.

Our programme of work 2018-2019 – the first biennium of the medium-term strategy for 2018-2021 – was geared towards working with member states to achieve our central vision of living healthily on a healthy planet by 2030. With just 10 years left to achieve the Sustainable Development Goals (SDGs), there is an urgent need to step up action to end extreme poverty, win the race against climate change and conquer injustice and gender inequality. While the COVID-19 pandemic presents unprecedented challenges, it also underlines the vital importance of this work.

## Shining a light through science

During 2018-2019, UNEP's flagship publications helped bridge the gap between science and policy, showing us where we are, where we need to be and how to get there. They have informed, enabled and inspired policymakers and activists around the world.

Our sixth Global Environment Outlook<sup>1</sup> warned that damage to the planet is so dire that human health will be increasingly threatened unless urgent action is taken. But it also said the world has the science, technology and finance it needs to move towards a more sustainable development pathway if transformative change is supported by businesses, political leaders and the public.

The UNEP 2019 Emissions Gap Report<sup>2</sup> said we either cut greenhouse gas emissions by 7.6 per cent every year from now until 2030, or accept that our world will warm by more than 3 degrees by the end of the century. That means countries need a five-fold increase in their current commitments. Released ahead of the United Nations Climate Change Conference (COP25) talks in Madrid in December 2019, this report set the tone for the meeting and was widely cited by participants.

A landmark report by the Intergovernmental Science-Policy Platform on Biodiversity and Ecosystem Services (IPBES) in 2019<sup>3</sup> noted that nature's decline is unprecedented in human history. The report spelled out what is needed: a fundamental, system-wide reorganization across technological, economic and social factors.

The International Resource Panel's first Global Resources Outlook 2019<sup>4</sup> concluded that rapid growth in the extraction of materials is the chief culprit in climate change and biodiversity loss. The independent panel reiterated that it is beyond time to decouple growth from environmental degradation and destruction by committing to the principles of circularity in a resource-efficient green economy.

UNEP's Environmental Rule of Law report<sup>5</sup>, released in January 2019, was the first such global assessment. It found that a lack of political will to fully implement and enforce environmental laws is one of the greatest challenges to mitigating climate change, reducing pollution and preventing widespread species and habitat loss.

The threat posed by nitrogen pollution was highlighted in our 2019 Frontiers report<sup>6</sup> on emerging environmental issues, which informed discussions at the fourth United Nations Environment Assembly (UNEA). Member states subsequently adopted a resolution on nitrogen management<sup>7</sup> that included a provision to better coordinate policies across the nitrogen cycle at national, regional and global levels.

UNEP reports match solid scientific research with tangible solutions. The fastidious quality of the research we publish has ensured that UNEP has become a trusted and authoritative source of information. Our reports are often cited by politicians, activists and policy makers. UNEP's findings ensure environmental challenges and solutions dominate headlines, international meetings, boardroom discussions and conversations from classrooms to kitchens to protest marches.

UNEP plays a vital role in bringing governments and other stakeholders together to take collective action on environmental issues that are too big for any one nation to tackle alone. From member states, to business leaders, to civil society, UNEP's ability to convene and mobilise a wide variety of stakeholders is crucial to how we work. We know these partnerships are the only way to accelerate action to address the climate crisis and the environmental threats that are already harming all of us.

The fourth session of the UNEA, held in March 2019, was organized around the theme 'Innovative Solutions for Environmental Challenges and Sustainable Consumption and Production'. Member states agreed the world needs

to speed up its move towards a more sustainable, circular model of development and they pledged to improve national resource management strategies with integrated full lifecycle approaches and analysis.

During the 74th session of the United Nations General Assembly in 2019, the Secretary-General held his landmark Climate Action Summit to drive action on the environment. At the Summit, UNEP unveiled more than 150 proposals for Nature-Based Solutions (NBS) as part of the launch of the NBS for Climate Manifesto by the NBS Coalition, co-led by China and New Zealand. The Manifesto, which is supported by more than 70 governments, the private sector, civil society and international organizations, offers a roadmap to unlock the full potential of nature for climate action and development.

Nature is an effective and cost-efficient solution to many of the challenges we face but we must protect this essential resource. UNEP supported negotiations under the Convention on Biological Diversity (CBD) to agree on a post-2020 global biodiversity framework at the 15th meeting of the Conference of the Parties to the CBD.

As part of its commitment to highlight the most pressing environmental challenges, UNEP placed air pollution at the top of the global agenda by dedicating World Environment Day 2019 to a push for cleaner air and calling on people to explore renewable energy and green technologies to improve air quality across the world.

Nine new governments joined the BreatheLife campaign, a joint initiative led by the World Health Organization (WHO), UNEP, the World Bank and the Climate and Clean Air Coalition, a voluntary partnership of governments, intergovernmental organizations, businesses, scientific institutions and civil society groups.

Sustaining life on earth has taken centre stage, where it belongs. This has been helped by young activists, media, policymakers, scientists, politicians, and society at large; all of whom understand the imperative of immediate and lasting environmental action. Protecting biodiversity protects humanity. Led by science we must work together to design and implement an inclusive global society that thrives within our planetary limits.

UNEP continues to inspire unprecedented action and commitments on pollution of all kinds. In 2018, we partnered with the WHO to host the first global meeting on air pollution. We also supported policies on cleaner transport, such as the development of national strategies for electric mobility in several Latin American countries.

As a follow-up to the Ministerial declaration of the third UNEA, UNEP developed an Implementation Plan "Towards a pollution-free planet".<sup>8</sup> The plan takes forward pollution related UNEA outcomes; proposes action areas with opportunities and solutions to address capacity gaps and challenges; and contributes to implementing the SDGs. While the pollution plan is primarily delivered by the Chemicals, Waste and Air Quality subprogramme, UNEP's work on pollution cuts across all the subprogrammes and links to several resolutions adopted by earlier UNEA sessions such as air quality and nitrogen management.

At the fourth UNEA, member States adopted a resolution to significantly reduce single-use plastic products and to establish a multi-stakeholder platform within UNEP to take immediate action towards the long-term elimination of litter and microplastics. During the meeting, Antigua and Barbuda, Paraguay and Trinidad and Tobago joined our Clean Seas campaign, bringing the number of countries now involved in the world's largest alliance for combatting marine plastic pollution to 60.

We have also helped governments, businesses, industries and civil society organizations in Africa, Asia and Latin America to develop and implement strategies for waste management.

## Detoxifying our world

1. [https://wedocs.unep.org/bitstream/handle/20.500.11822/27539/GEO6\\_2019.pdf?sequence=1&isAllowed=y](https://wedocs.unep.org/bitstream/handle/20.500.11822/27539/GEO6_2019.pdf?sequence=1&isAllowed=y)
2. <https://wedocs.unep.org/bitstream/handle/20.500.11822/30797/EGR2019.pdf?sequence=1&isAllowed=y>
3. <https://ipbes.net/global-assessment>
4. [https://wedocs.unep.org/bitstream/handle/20.500.11822/27518/GRO\\_2019\\_SPM\\_EN.pdf?sequence=1&isAllowed=y](https://wedocs.unep.org/bitstream/handle/20.500.11822/27518/GRO_2019_SPM_EN.pdf?sequence=1&isAllowed=y)
5. [https://wedocs.unep.org/bitstream/handle/20.500.11822/27279/Environmental\\_rule\\_of\\_law.pdf?sequence=1&isAllowed=y](https://wedocs.unep.org/bitstream/handle/20.500.11822/27279/Environmental_rule_of_law.pdf?sequence=1&isAllowed=y)
6. <https://wedocs.unep.org/bitstream/handle/20.500.11822/27538/Frontiers1819.pdf?sequence=1&isAllowed=y>
7. <http://wedocs.unep.org/bitstream/handle/20.500.11822/28478/English.pdf?sequence=3&isAllowed=y>

## Setting the agenda

8. <https://papersmart.unon.org/resolution/uploads/k1804190.pdf>

In 2019, UNEP successfully concluded the 13-year Quick Start Programme, which helped developing countries manage their chemicals safely by raising awareness and building institutional capacity. Drawing from the \$140.3 million mobilized, 184 projects were approved under the programme, covering 108 different countries, including 54 least developed countries and small island developing States (SIDS). UNEP has also been actively engaged with its partners as work continues to draft a post-2020 framework for the Strategic Approach to International Chemicals Management (SAICM).

A key element of our work involves helping member States establish and strengthen policy, legal and institutional measures to achieve the SDGs and fulfil their obligations under international commitments such as the Multilateral Environmental Agreements (MEAs), global accords on critical issues from biodiversity and ecosystems to regional seas.

The UN Development System reforms provide an opportunity to accelerate the integration of environmental issues and policies into national plans and programmes. UNEP's policy advice and expert technical support led to 29 countries integrating the environment into their UN Development Cooperation Frameworks, while 18 countries integrated the environment into their national and sub-national planning and budgeting processes on sustainable development.

UNEP is honoured to host the secretariats of 15 MEAs. During 2018-2019, UNEP helped countries implement their obligations under these MEAs by providing technical assistance, strengthening institutions and facilitating access to financing mechanisms, such as the Global Environment Facility (GEF) and the Green Climate Fund (GCF).

The entry into force of the Kigali Amendment to the Montreal Protocol on Substances that Deplete the Ozone Layer on 1 January 2019, was a notable achievement. At that time, the amendment had been ratified by 65 countries. With UNEP's support, by the year end the number had grown to 91.

UNEP hosts and administers three of the five MEAs for which the GEF serves as the financial mechanism: the Convention on Biological Diversity, the Stockholm Convention and the Minamata Convention. The GEF 7 cycle – a new four-year investment cycle – began in 2018 with a record-breaking year in UNEP/GEF cooperation with the approval of \$175 million in new project concepts.

By the end of 2019, after 18 months of programming, \$273 million in new programmes and projects had been mobilized. On behalf of the GEF Partnership, UNEP was selected to lead other GEF Agencies in some of the flagship GEF 7 programming initiatives under development, including the Congo Basin Sustainable Landscapes Impact Program, the Sustainable Cities Impact Program, the Implementing Sustainable Low and Non-Chemical Development in SIDS (ISLANDS) project, and the Global Programme to Support Countries with the Shift to Electric Mobility.

Our support to member States also involves helping them recover from the effects of natural disasters, industrial accidents, and armed conflict. In March 2019, UNEP helped Mozambique deal with the aftermath of Cyclone Idai and Cyclone Kenneth by providing technical advice on dam-related water management and flood risk management.

After Hurricane Dorian struck the Bahamas in September 2019, UNEP advised the government on disaster waste management, the identification and management of hazardous materials and oil spill impact assessment, mitigation and remediation. UNEP also delivered country-level environmental governance support in South Sudan, including assisting with the production of the country's first State of the Environment report, released in 2018.

UNEP provides innovative tools, expertise, and solutions to support decision-making on environmental challenges and opportunities. For example,

## Enabling action

## Forging transformative partnerships

Exploring Natural Capital Opportunities, Risks and Exposure (ENCORE), the first comprehensive web-based tool linking environmental change with its economic consequences, was produced by the Natural Capital Finance Alliance in collaboration with UNEP World Conservation Monitoring Centre. This was launched in November 2018.

Other innovative tools include the Economics of Ecosystems and Biodiversity for Agriculture and Food (TEEBAgriFood), which provides a comprehensive evaluation framework for food systems, and NEAT, a satellite-based technique to monitor the growing eutrophication threat to oceans. UNEP has also developed Massive Open Online Courses (MOOCs) on key environmental issues in partnership with institutions including the UN Development Programme, the SDG Academy, the Open University and Columbia University.

Innovative partnerships are critical to enable us to bring about the change we need to see in our societies. In 2018, UNEP launched the first-ever Tropical Landscapes Bond in collaboration with BNP Paribas, the World Agroforestry Centre and partners. The \$95 million bond will restore 80,000 hectares in Indonesia and help finance a sustainable natural rubber plantation on heavily degraded land, employing 10,000 people in two provinces. Planted areas will serve as a buffer zone to protect a threatened national park from encroachment.

Our work with partners to finance sustainable development also broke new ground. Ahead of the Climate Action Summit, UNEP launched the Principles for Responsible Banking, a powerful new commitment by some of the world's leading financial institutions to align themselves with the SDGs and the Paris Agreement. More than 130 banks, with \$47 trillion in assets, have signed up to the principles and their strong implementation framework.

In 2018, UNEP also took a major step towards saving the Cuvette Central Peatlands in the Congo Basin, one of the world's most important carbon stocks. Brought together by UNEP and other Global Peatlands Initiative partners, the Democratic Republic of the Congo, the Republic of the Congo and Indonesia signed the Brazzaville Declaration to protect this complex. The Global Peatlands Initiative, led by UNEP, helps peatland countries save or restore these vital wetlands, which cover about 3 per cent of global land area. In 2019, UNEP also helped establish the International Tropical Peatlands Center – a hub for research advancement and best practice exchange.

As we head into 2020, we must further bolster cooperation with partners, governments and the private sector, particularly in the realm of biodiversity protection. We must also step up engagement with the sectors that contribute to environmental degradation and find ways to shift the needle.

## Measuring where it matters

Environmental sustainability is key to achieving sustainable development. Fourteen out of the 17 SDGs are underlined by nature's productive systems and UNEP is the custodian agency for 26 indicators. In reality, the environment underlies each of the 17 goals – from eliminating hunger to reducing inequalities to building sustainable communities around the world. UNEP works closely with member States to increase indicator data availability and inform policy action to implement the environmental dimension of Agenda 2030.

We have also collaborating with the UN Statistics Division, UN Regional Economic Commissions and other key UN entities to strengthen national reporting systems.

## Mainstreaming gender

The more women we have participating in and solving our environmental challenges, the better the results. From policies and programming to the impact of climate change to issues around access to energy, water, sanitation, land and other natural resources, a gender responsive approach is a precondition for more effective and transformative environmental policies and in-



terventions. This was recognized by the Global Environment Outlook (GEO) 6. These approaches must not only explicitly recognise girls' and women's diverse and gender-specific interests and needs, they must also ensure their participation and leadership in developing, implementing and monitoring mitigation and response actions.

Guided by its Policy and Strategy for Gender Equality, UNEP has set up robust systems to support the integration of gender equality and women's empowerment within our programmes and projects. Since 2015, the gender marker system has been used as an in-house quality control and project review tool. In 2018-2019, a total of 63 projects were assessed using the gender marker and 60 were found to have mainstreamed gender in project design. This is a significant improvement from previous years. Since June 2019, UNEP has introduced a new field on gender actions in its Programme Information and Management System, to facilitate the reporting by project teams of the implementation of gender considerations in projects.

Women are often particularly disadvantaged by environmental degradation and climate change, and they account for around 80 per cent of people displaced by drought, floods and other extreme weather. UNEP works with partners to help women cope with the effects of climate change and environmental degradation. In 2018, UNEP and UN Women joined forces to develop the 'EmPower: Women for Climate-Resilient Societies' project to address the key drivers of gender-based vulnerabilities through a climate change, disaster risk reduction and human rights lens. Further, UNEP and its partners – World Wildlife Fund Bhutan, The Asia Foundation of Mongolia, and the Leadership for Environment and Development Nepal – are working to remove stereotypes in waste management in Bhutan, Mongolia and Nepal. The Gender and Waste management project advocated for the inclusion of women as household waste management champions in drawing up waste management plans and creating gender-sensitive awareness campaigns through local media.

A number of publications launched in 2018-2019 showed the differentiated impacts of environmental degradation on the lives of men and women and how this affects meeting the SDGs as well as the economic costs of not addressing gender issues in planning. The publications include *Gender and Environment Statistics: Unlocking Information for Action and Measuring the SDGs*<sup>9</sup>, which seeks to provide a framework to measure the nexus between gender and the environment and the *Gender and Waste nexus*<sup>10</sup> and the *Promoting Gender-Responsive Approaches to Natural Resource Management for Peace in North Kordofan, Sudan*<sup>11</sup>.

UNEP also initiated the implementation of the UN System-wide Action Plan on Gender Equality (UN-SWAP) 2.0 to harmonize gender mainstreaming actions from 2018-2022 which replaces an original UN-SWAP 1.0 that ran from 2012-2017. In mid-2018, UN Women released the final agency assessment report for 2012-2017 showing that by the end of 2017, UNEP had met and exceeded 12 out of 15 indicators of UN-SWAP 1.0.

## A worthwhile investment

UNEP's work in 2018-2019 showed what we can achieve when we act together to decarbonize our economies, detoxify our air, land and water, defend and restore our precious biodiversity and ecosystems and promote inclusive, sustainable growth decoupled from environmental degradation.

For the reporting period, a survey was carried out during November 2019 to January 2020 to canvas member states' and other partners' opinions on UNEP's work. 88 per cent of the 32 member States' respondents found UNEP programmes and products useful, while 91 per cent of 57 responding partners from major groups and stakeholders said UNEP's programmes and services were useful to their work.

UNEP depends on voluntary contributions for 95 per cent of its income. Our ability to deliver even more effectively on our ambitious programme of work has, approved by our member states, hinged on increased core and flexible

funding. The Environment Fund, our core fund, enables UNEP to lead on science-policy solutions, identify emerging environmental threats and innovate to address them. It supports UNEP's convening power in bringing together governments, the private sector and civil society to advance the global environmental agenda. It enables UNEP to advocate and raise awareness and build capacity so that we can better tackle the threats to our planet and our health.

We are extremely grateful to the funding partners who have recognised the vital importance of our work to ensure that people and planet can thrive together. We extend a special thank you to those member States that have contributed to the Environment Fund at their "fair share" level, as established by the Voluntary Indicative Scale of Contributions (VISIC). In the spirit of global responsibility that comes with universal membership of UNEA, we encourage all 193 member States to contribute to the Environment Fund. Your support will ensure that we can focus on delivering our mandate, particularly in terms of providing cast-iron scientific research to inform policymaking. This is critical given the unprecedented nature of the challenges we face today.

To ensure we can be as effective as possible, UNEP has embarked on a journey of transformation to identify aspirations and opportunities to improve our organization. We aim to become more strategic in our programmatic work; to draw more on the strengths of the rest of the UN system; to work as a more cohesive whole; to track our results and impact in a more coordinated way; and to strengthen a culture of support, excellence and performance.

During 2020, a year that is already challenging due to the COVID-19 pandemic, we will continue to actively engage with member States as we review our progress and results framework in the context of the preparation of the next medium-term strategy.

9. <https://genderandenvironment.org/resource/gender-and-environment-statistics-unlocking-information-for-action-and-measuring-the-sdgs/>

10. <https://wedocs.unep.org/bitstream/handle/20.500.11822/29821/GaWN.pdf?sequence=1&isAllowed=y>

11. [https://postconflict.unep.ch/publications/Sudan\\_Gender\\_NRM2019.pdf](https://postconflict.unep.ch/publications/Sudan_Gender_NRM2019.pdf)

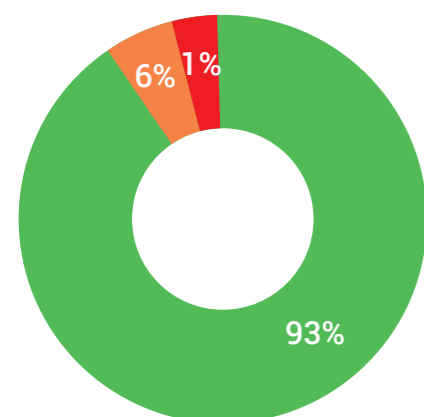
## II. Highlights



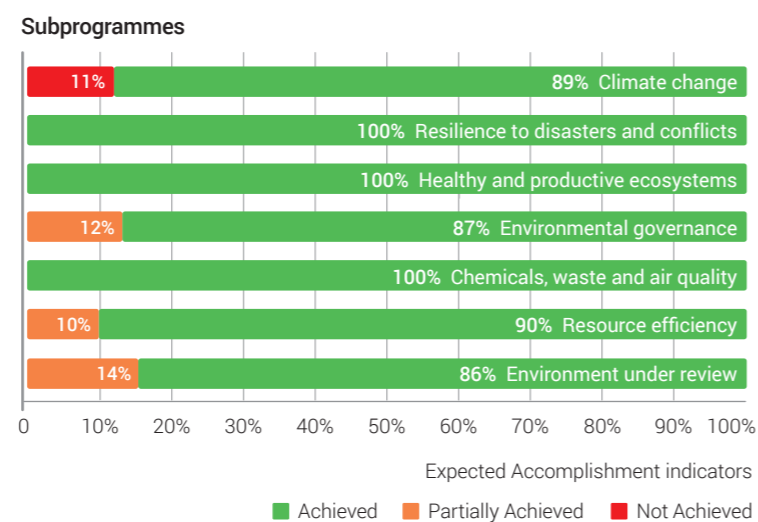
## Performance Overview

UNEP fully achieved 93% of its indicator targets for 2018–2019. Most Sub-programmes achieved their results and where not, adaptive measures have been taken to improve future performance.

**2018–2019 Performance overview**  
achievement of indicator targets

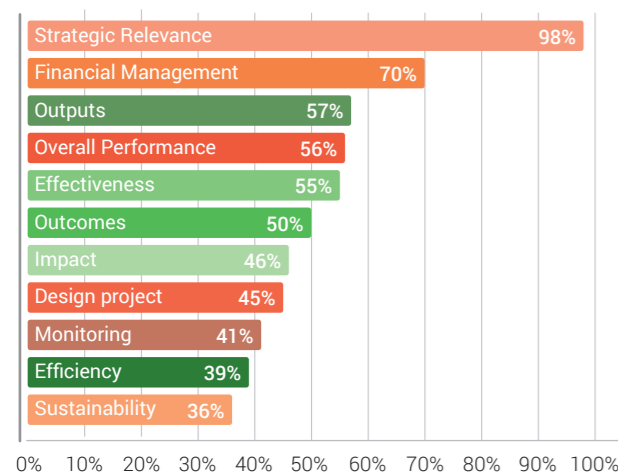


**2018–2019 Programme Performance Summary Table**



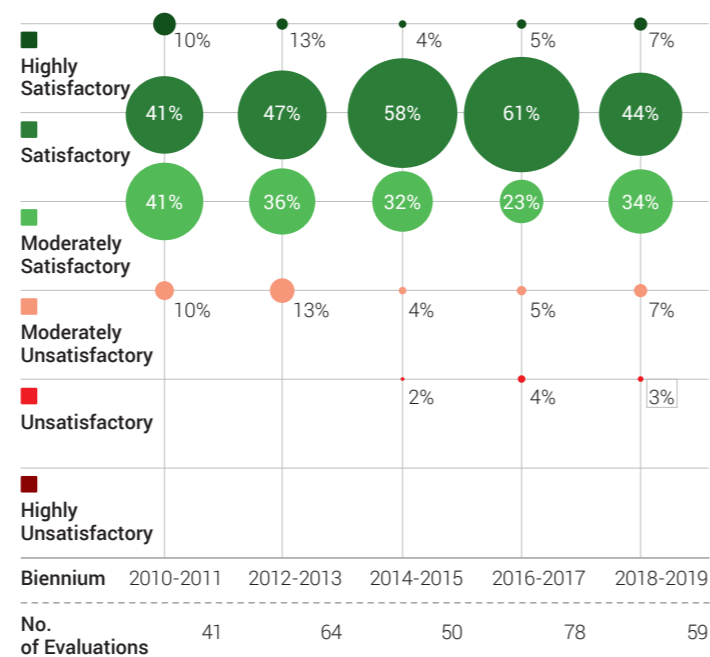
## Evaluation

**Summary of projects attaining 'Satisfactory' or better performance against the main evaluation in 2018-2019**



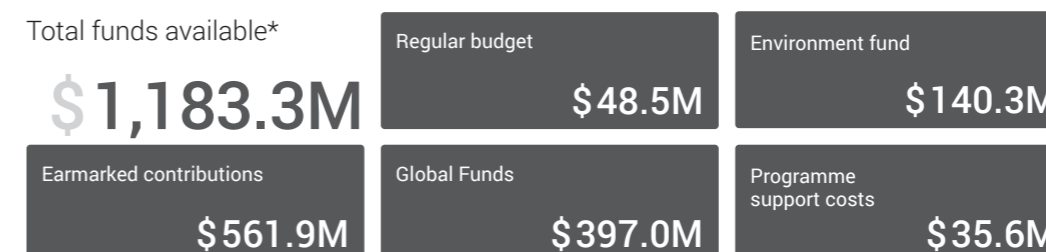
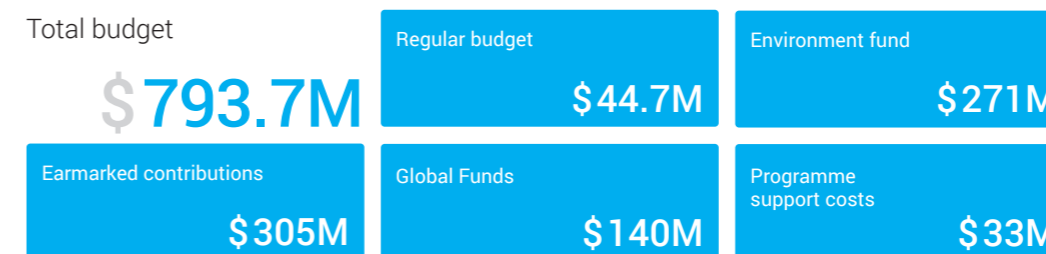
The proportion of projects that received a 'Satisfactory' or better rating for the extent to which projects outcomes are sustained/replicated increased from 39% in 2016-2017 to 56% of projects in 2018-2019.

**Comparison of overall project performance by biennium**

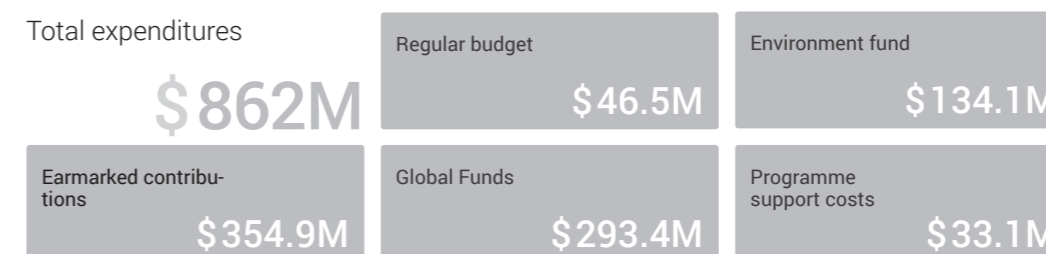
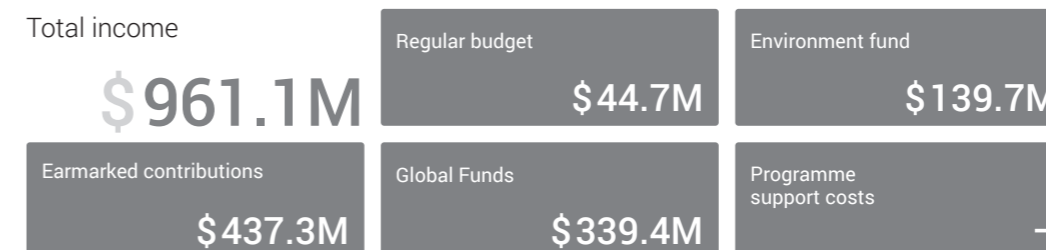


## Financial Overview

**2018-2019 Budget performance by funding source**

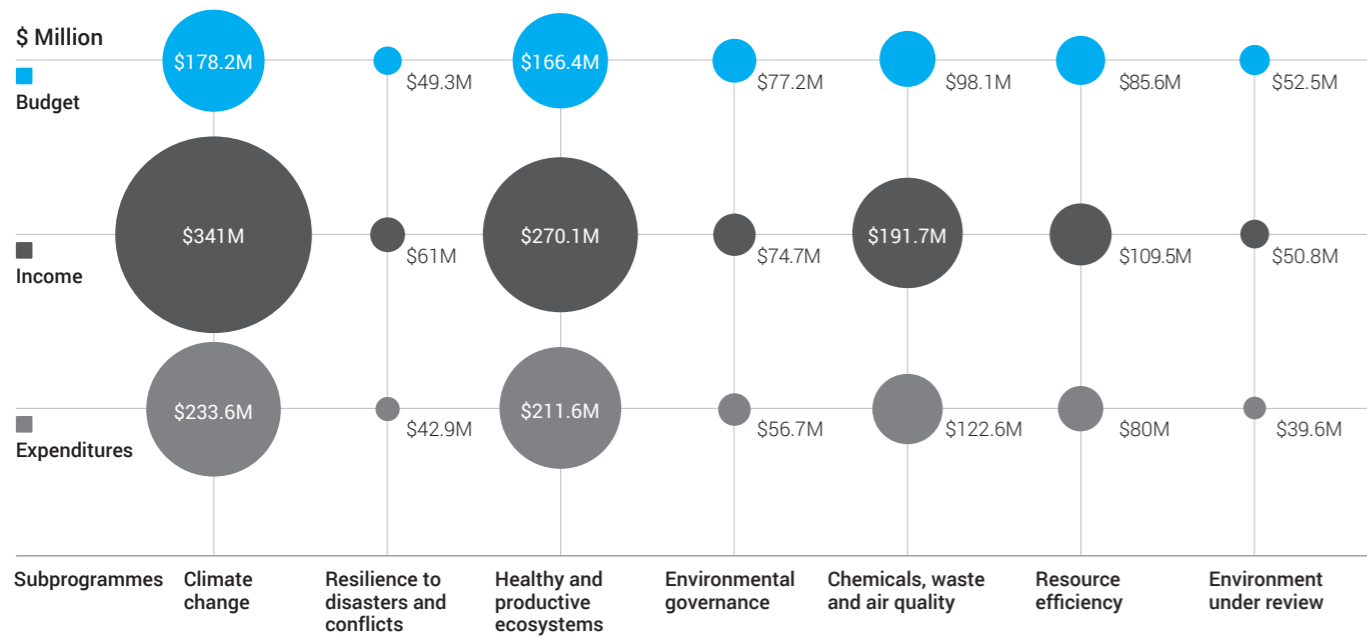


(\* Includes multiyear contributions beyond 2019)

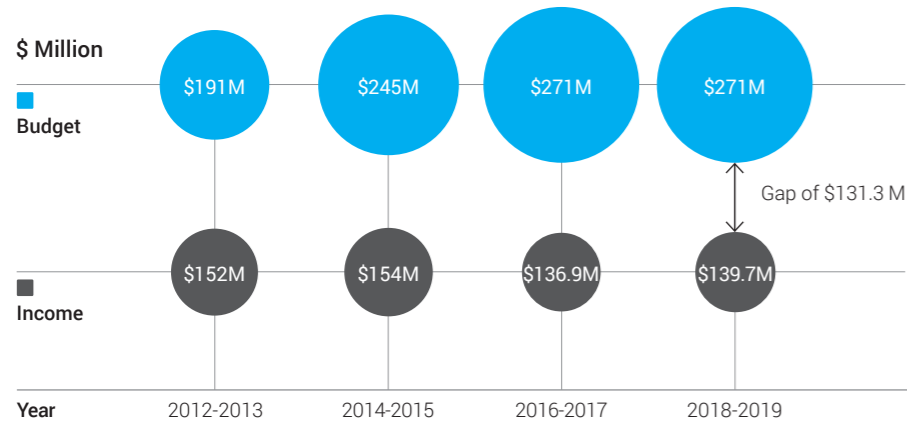


# Financial Overview

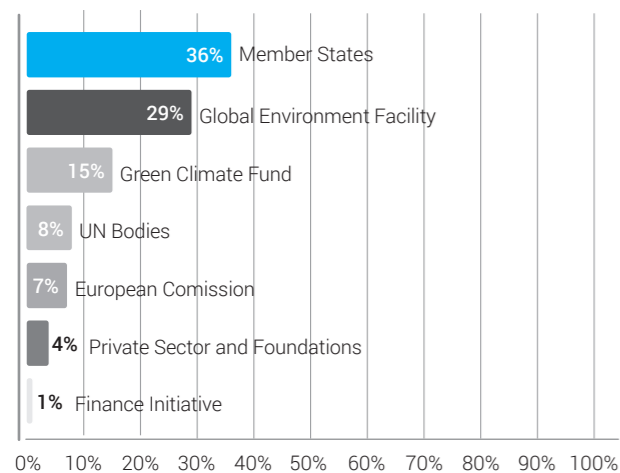
## Financial Overview by Subprogramme 2018-2019



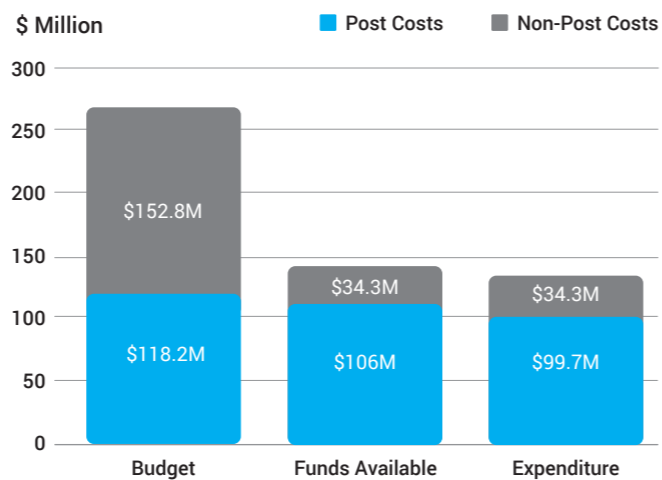
## Overview of Environment Fund 2018-2019



## Funding Sources 2018-2019

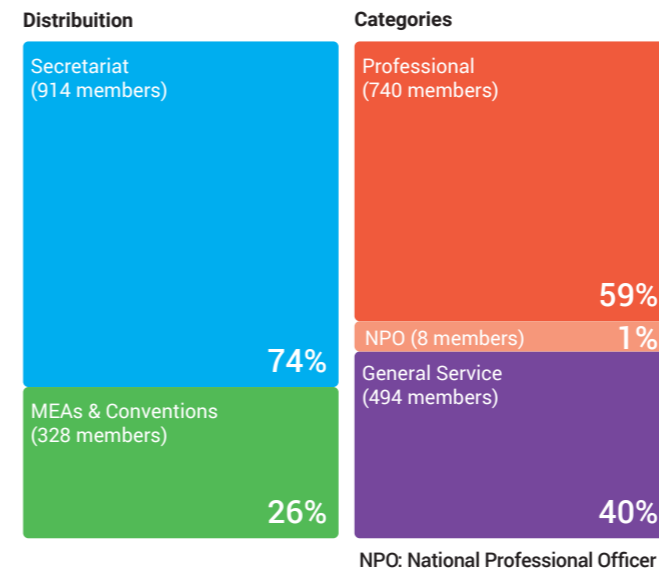


## Overview of Environment Fund post and non-post costs



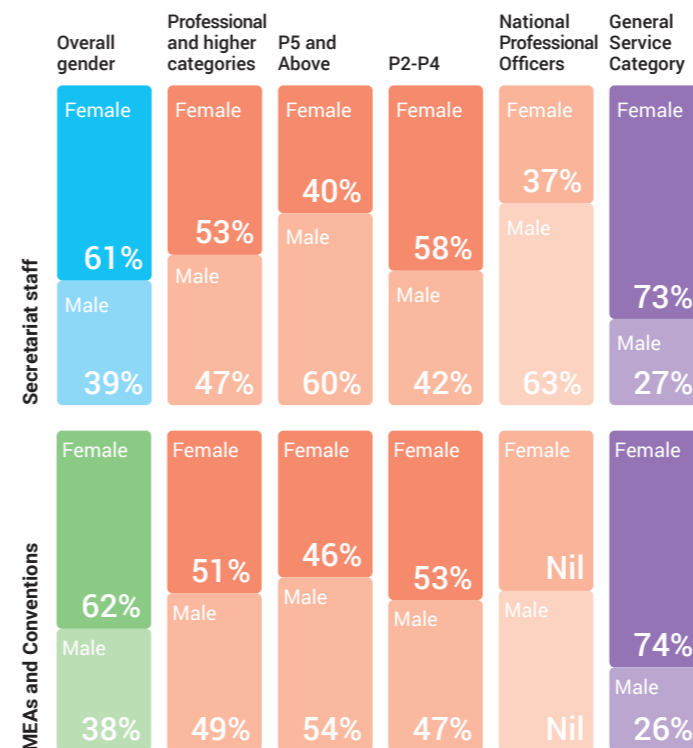
# Human Resources

## UNEP staff – 1,242 members



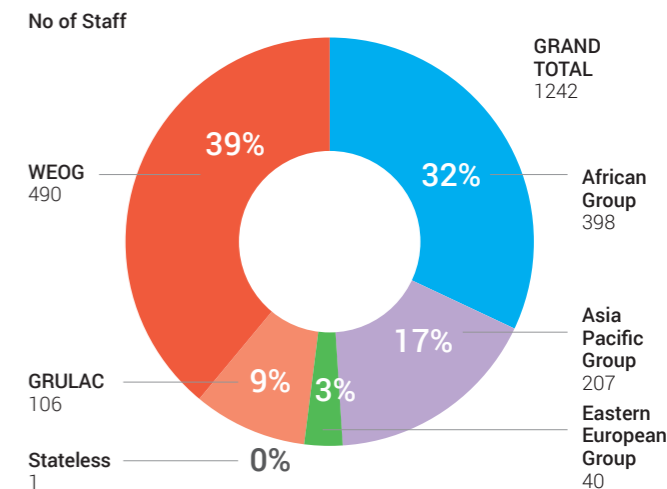
## Gender distribution

The UNEP Secretariat employed 914 staff, of which 61% were female and 39% male staff. UNEP will continue its efforts to attract more female staff members at middle and senior management levels as articulated in the UNEP's Gender Parity Strategy 2019-20 and ensure gender parity targets are met.



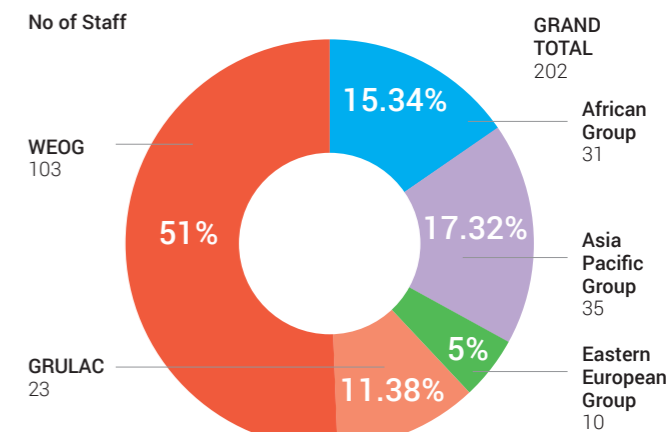
The MEAs and Conventions administered by UNEP employed 328 staff, of which 62% were female and 38% male.

## Regional representation (All staff)



UNEP employed staff members from 109 countries and aims to recruit staff members from as wide a geographical base as possible.

## Regional representation P5 and above



\*Latin American and Caribbean Group (GRULAC)  
\*Western European and Others Group (WEOG)

### III. Achievements





## Climate change

UNEP's work on climate change focuses on three areas:

**Climate Resilience:** supporting countries in using ecosystem-based and other approaches to adapt and build resilience to climate change.

**Low-emission growth:** supporting countries to adopt energy efficiency measures, access clean energy finance, and reduce their greenhouse gas emissions and other pollutants by transitioning to low-carbon solutions.

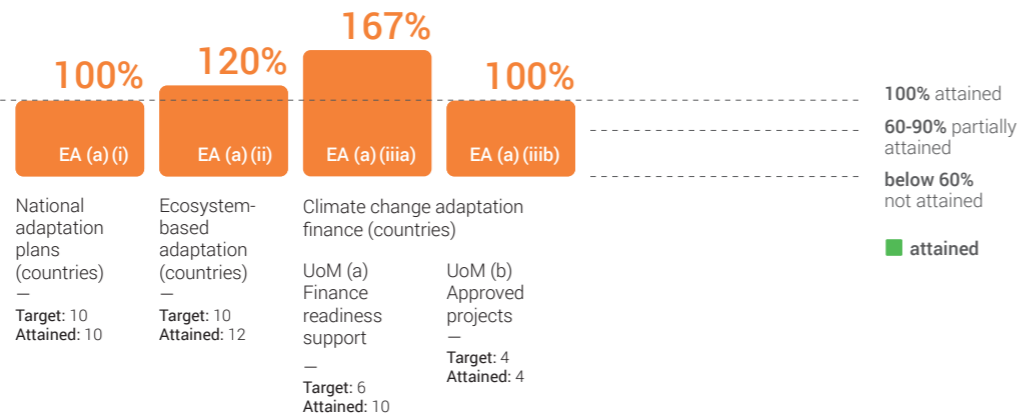
**Reducing Emissions from Deforestation and Forest Degradation (REDD+):** enabling countries to capitalize on investment opportunities that reduce greenhouse gas emissions from deforestation and forest degradation with adequate social and environmental safeguards.

By December 2019, this subprogramme had attained 8 of its 9 indicator targets and fell behind on 1 target, which progressed, but not to the extent we intended.




**INDICATORS  
OF ACHIEVEMENT  
EXPECTED  
ACCOMPLISHMENT**

**CLIMATE  
RESILIENCE**



**LOW-EMISSION  
GROWTH**



**REDD+**



**Climate Resilience**

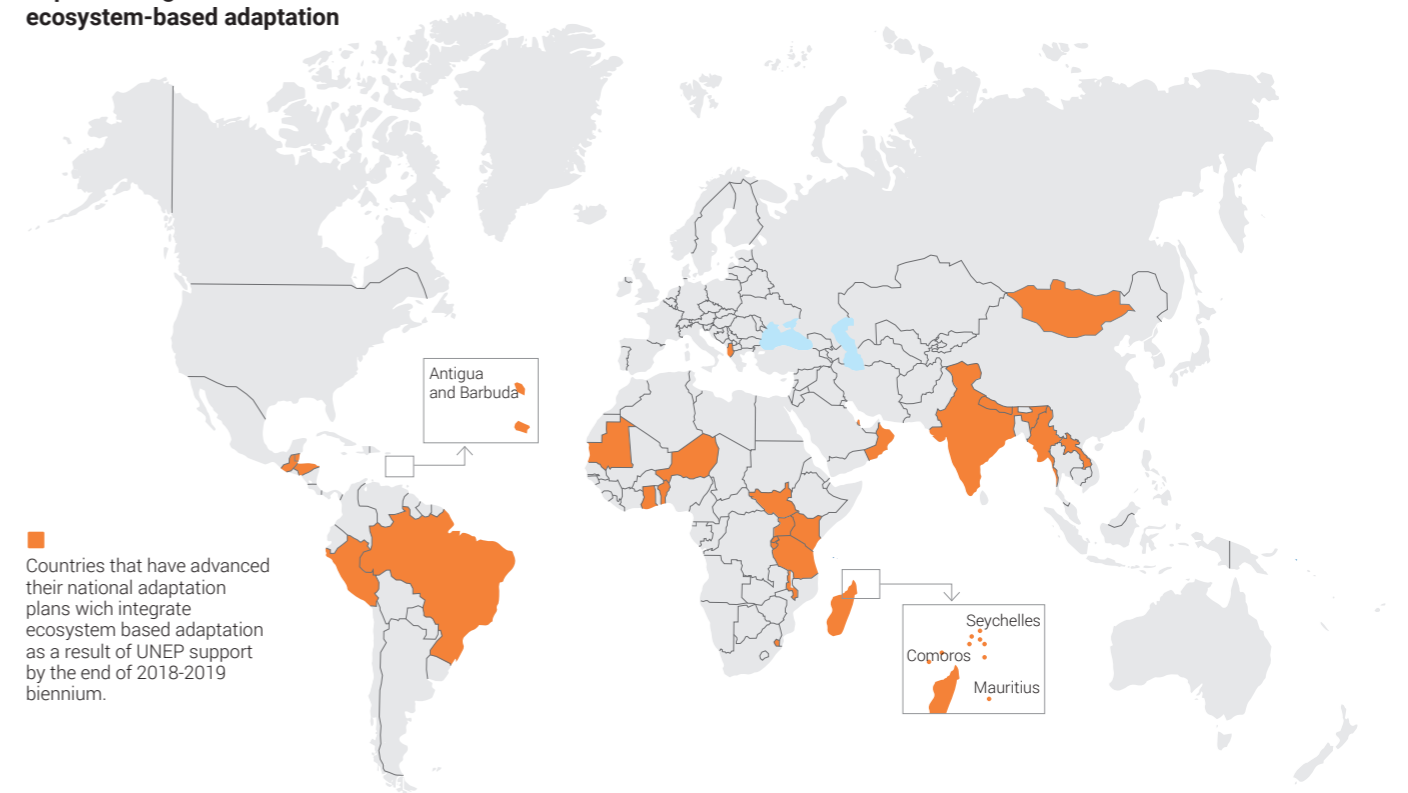
The window of opportunity to limit global warming to 1.5°C by the end of the century is closing rapidly. Unless we act immediately to decarbonize our economies and move to low-emission growth, temperatures will rise by more than 3°C. Seas will rise, forests will burn, and deserts will expand. There will be more extreme weather events, such as devastating storms. There will be less water, less food and more pollution.

Some of these noxious effects are already in evidence. The Intergovernmental Panel on Climate Change says human activities have already contributed to approximately 1°C of warming above pre-industrial levels. Even if we do limit warming to 1.5°C, countries need to be equipped to deal with the adverse effects of climate change today. At UNEP, we support countries to ensure they are well-placed to implement policies that will enable them to do just that. We help build national technical and institutional capacity, including through the management of ecosystems to enhance overall resilience.

**In 2018 - 2019, we have:**

- Helped 10 countries create institutional frameworks to coordinate national adaptation plans.<sup>12</sup>
- Helped 12 countries build technical capacity to enable them to integrate ecosystem-based adaptation and other adaptation approaches.<sup>13</sup>
- Supported 10 countries<sup>14</sup> to access financial mechanisms and build project pipelines while four countries<sup>15</sup> received approval for adaptation projects via various funds.

**Implementing ecosystem-based adaptation**



- 12 Benin, Comoros, Eswatini, Kenya, Mauritania, Myanmar, Nepal, Oman, Seychelles and Tanzania.
- 13 Albania, Antigua and Barbuda, Comoros, The Gambia, Guatemala, India, Madagascar, Peru, Rwanda, Seychelles, Tanzania and Uganda
- 14 Brazil, Eswatini, Ghana, Honduras, Madagascar, Malawi, Mauritius, Mongolia, Niger and South Sudan
- 15 Bahrain, Benin, Lao People's Democratic Republic and Mauritania

For example, in November 2019, UNEP supported Lao People's Democratic Republic to access funding under the GCF to strengthen the resilience of city dwellers to floods using ecosystem-based adaptation. Climate change has brought increasingly frequent floods to cities in this Southeast Asian nation: in 2018, damages from floods were equivalent to 10 per cent of the entire budget for the year. The project will shift the focus of urban flood management from hard "grey" infrastructure – such as dams and concrete drainage areas – towards the integration of nature-based solutions, including the restoration of 1,500 hectares of urban wetlands and stream ecosystems to regulate water flow and reduce flood risk.

At the heart of UNEP's work in this field is the firm belief that if we protect nature, nature will protect us. And that includes by helping us rein in runaway climate change.

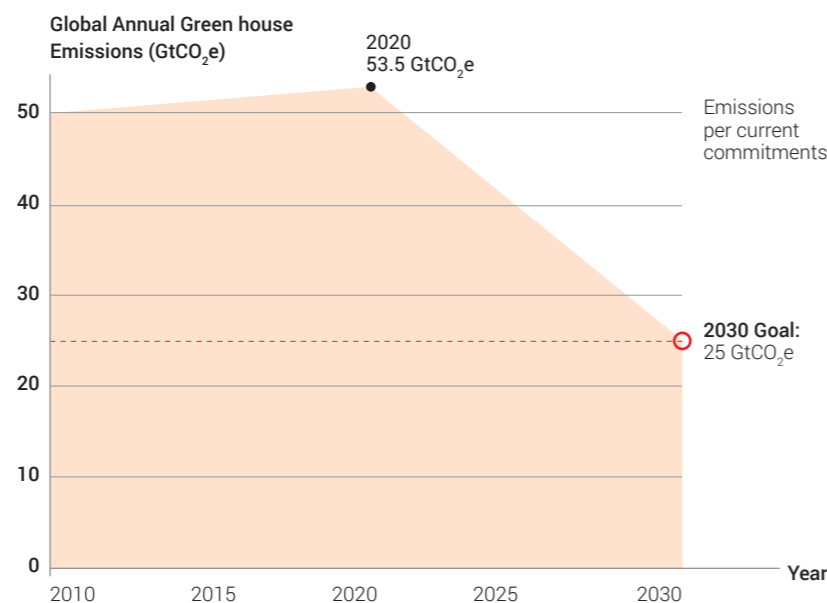
At the Secretary-General's Climate Action Summit in September 2019, UNEP unveiled more than 150 proposals for Nature-Based Solutions (NBS) as part of the launch of the NBS for Climate Manifesto by the NBS Coalition, co-led by China and New Zealand. The Manifesto, which is supported by more than 70 governments, the private sector, civil society and international organizations, offers a roadmap to unlock the full potential of nature.

During the December 2019 climate talks in Madrid (COP25), UNEP launched the NBS Group of Friends to drive forward implementation of the Manifesto's priorities to ensure nature's potential is integrated in wider policies.

## Low-emission growth

In 2019, UNEP's Emissions Gap Report<sup>16</sup> warned that the world needs to cut greenhouse gas emissions by 7.6 per cent every year from now until 2030 or accept that our world will warm by more than 3°C by the end of the century. What we need to do is close the 'commitment' gap between what we say we will do and what we need to do to prevent dangerous levels of climate change.

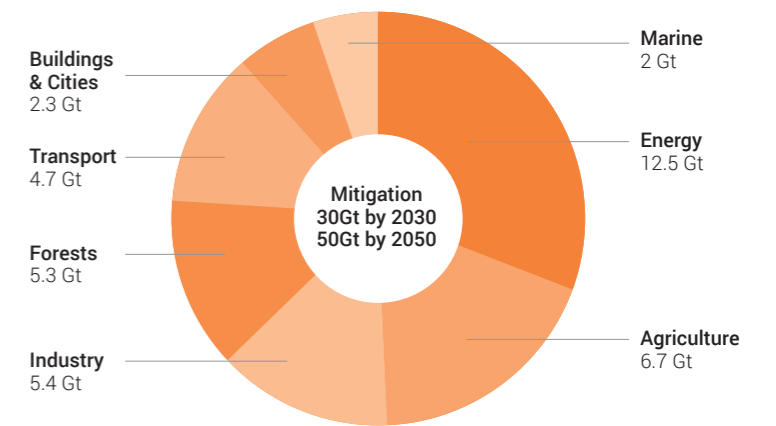
- In 2018, emissions reached a record 53.5 GtCO<sub>2</sub>e, including from land-use changes. If we want to limit warming to 1.5°C, global annual greenhouse gas emissions need to be 29 GtCO<sub>2</sub>e-32 GtCO<sub>2</sub>e lower in 2030 and must not exceed 25 GtCO<sub>2</sub>e.
- UNEP's Emission Gap Reports have identified systematic emission reduction opportunities across six sectors – agriculture, buildings, energy, forestry, industry, and transport – and these could yield cuts of 33 GtCO<sub>2</sub>e-42 GtCO<sub>2</sub>e by 2030.



<sup>16</sup> <https://wedocs.unep.org/bitstream/handle/20.500.11822/30797/EGR2019.pdf?sequence=1&isAllowed=y>

For the fourth consecutive year, more renewable power capacity was installed than fossil fuel and nuclear power combined.

## Sectoral emission reduction potential towards the 2030 and 2050 horizon

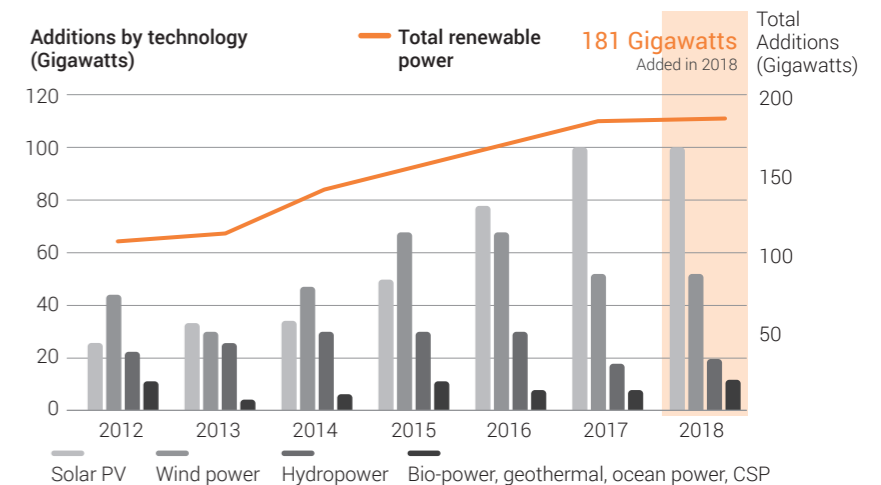


Source: Emissions Gap Report 2017 and High-level panel on sustainable ocean economy report.

We need to decarbonize the energy sector, and this is happening, albeit not quickly enough. If we can boost this switch more rapidly, we can slow climate change, create sustainable jobs and bring electricity to communities around the world. It is not just the right thing to do, it also makes economic sense as clean technology is now cheaper than ever to install.

According to the Renewables 2019 Global Status Report<sup>17</sup>, the world is seeing consistent growth in renewable power capacity. For the fourth consecutive year, more renewable power capacity was installed than fossil fuel and nuclear power combined. In 2018, renewables provided over 26 per cent of global electricity. In 2018, 181 gigawatts of renewable energy were added, of which 100 gigawatts was solar photovoltaic. Those 100 gigawatts of solar photovoltaic would have met more than 25 per cent of annual electricity demand in France. Also, in 2018, at least 100 cities worldwide used 70 per cent or more renewable electricity, ranging from Nairobi/Kenya and Dar es Salaam/Tanzania to Auckland/New Zealand, Stockholm/Sweden and Seattle/USA.

## Annual additions of renewable power capacity, by technology and total, 2012-2018



Source: REN21 Renewables 2019 Global Status Report

## In 2018-2019, with UNEP support:

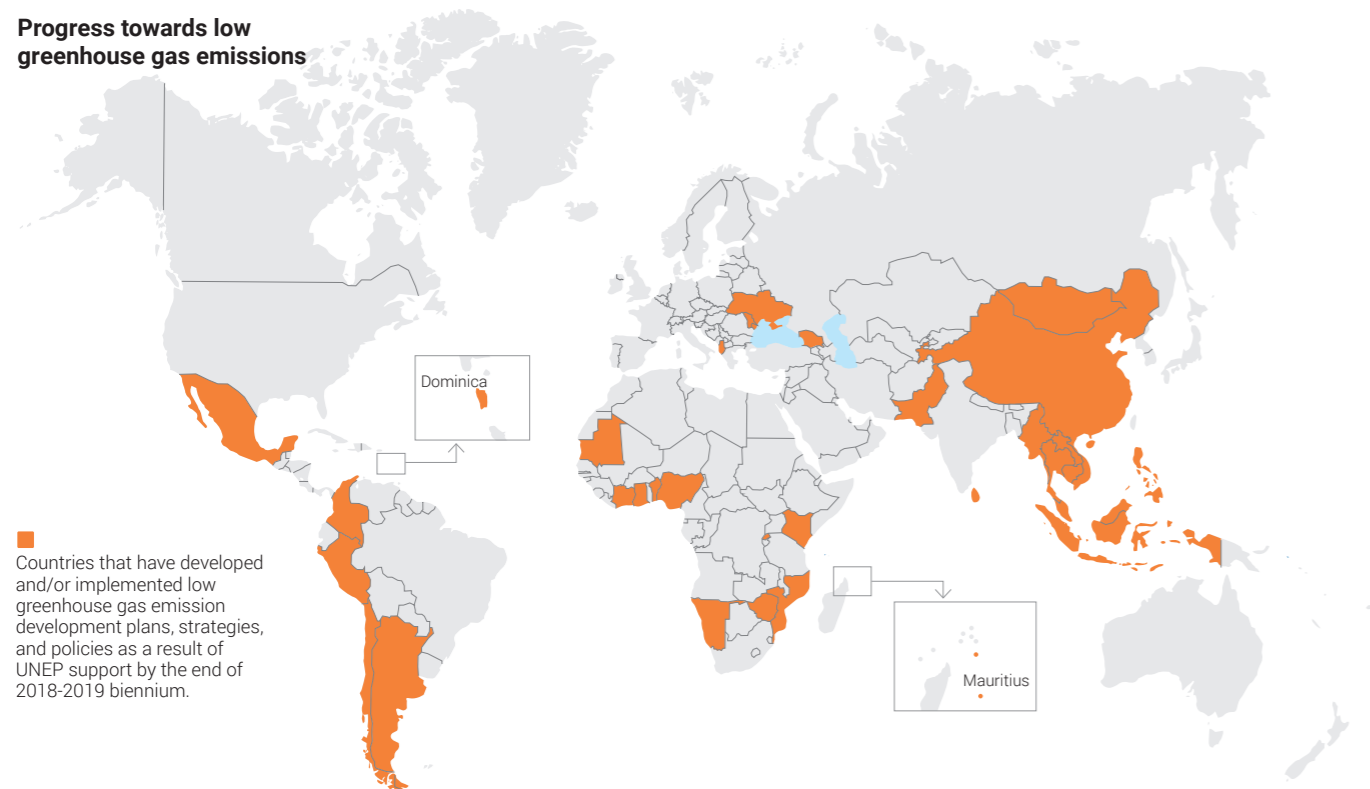
- 35 countries adopted low-emission development plans, strategies and policies on energy efficiency, renewable energy, and clean technology.<sup>18</sup>
- Countries and institutions invested \$100 million in clean energy and energy efficiency.

<sup>17</sup> [https://www.ren21.net/wp-content/uploads/2019/05/gsr\\_2019\\_full\\_report\\_en.pdf](https://www.ren21.net/wp-content/uploads/2019/05/gsr_2019_full_report_en.pdf)

<sup>18</sup> Argentina, ASEAN countries (counted individually - Brunei Darussalam, Cambodia, Indonesia, Lao People's Democratic Republic, Malaysia, Myanmar, Philippines, Singapore, Thailand, Viet Nam), Benin, Caribbean countries, Chile, China, Colombia, Côte d'Ivoire, Dominican Republic, Georgia, Ghana, Kenya, Maldives, Mauritius, Mexico, Moldova, Mongolia, Mozambique, Namibia, Nigeria, Pakistan, Peru, Rwanda, Sri Lanka, Ukraine and Zimbabwe.



**Progress towards low greenhouse gas emissions**



■ Countries that have developed and/or implemented low greenhouse gas emission development plans, strategies, and policies as a result of UNEP support by the end of 2018-2019 biennium.

**Connecting countries to the climate technologies they need**

The Climate Technology Centre and Network (CTCN) provides technical assistance to countries on their climate mitigation and adaptation technology challenges. The operational arm of the United Nations Framework Convention on Climate Change (UNFCCC) Technology Mechanism, it is hosted by UNEP and managed by UNEP with the United Nations Industrial Development Organization.

**Technical assistance from the CTCN has contributed to date to anticipated emission reductions of 11.8 million tonnes of carbon dioxide equivalent per year and benefited 90 million people. By December 2019, the CTCN had provided 188 technology solutions to 100 developing countries.**

The CTCN knowledge platform is the world's largest source of online technology information, including technology descriptions, webinars, thousands of case studies, and country plans.

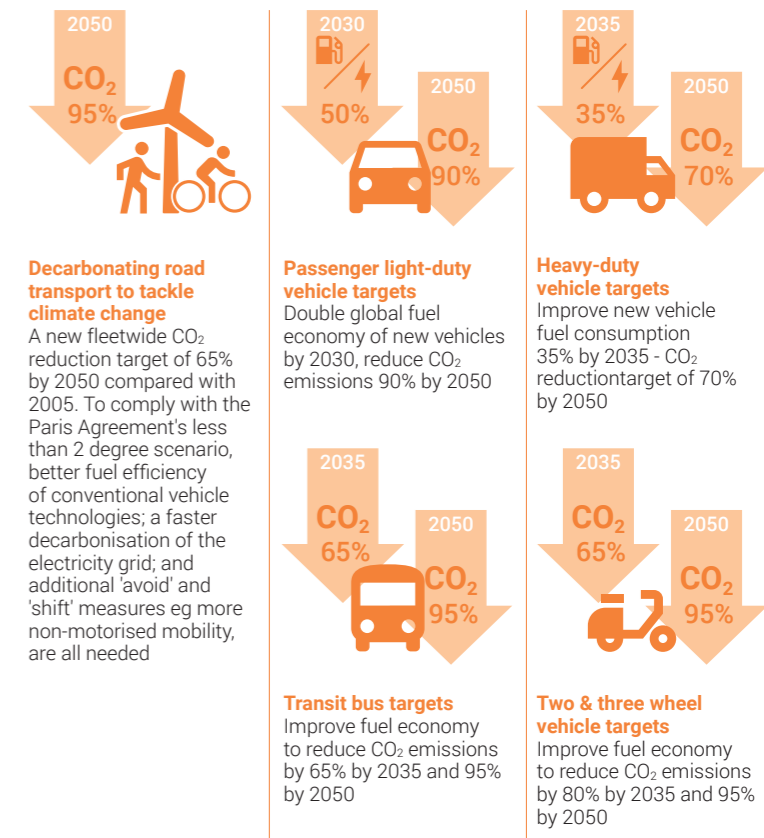
**Argentina adopts tougher vehicle fuel economy measures to tackle climate change**

The Global Fuel Economy Initiative (GFEI) promotes the introduction of cleaner, more energy-efficient vehicles in developing and transitional countries. While most developed countries have auto fuel efficiency policies in place, very few developing and emerging economies have formally adopted such standards.

GFEI aims to help stabilize greenhouse gas emissions from the global light duty vehicle fleet through a doubling of vehicle fuel efficiency worldwide by 2050. It is supporting 100 developing countries and countries with economies in transition to analyse the fuel economy of their fleet.

Vehicle fuel economy is vital to reducing carbon emissions from transport. It also helps valuable resources go further, reducing waste and boosting productivity. At the global level, the transport sector was responsible for 23 per cent of global energy-related greenhouse gas (GHG) emissions. Transport is the largest energy consuming sector in nearly half of countries around the world, and the second largest sector in most other countries.

The Global Fuel Economy Initiative (GFEI) promotes the introduction of cleaner, more energy-efficient vehicles in developing and transitional countries.



Source: GFEI Working Paper 20 – Data based upon 2005 baseline

**In June 2019, an energy efficiency vehicle label came into force in Argentina as a result of UNEP support. The label requires every new vehicle model to include a CO2 and energy consumption declaration. The objectives were two-fold – informing consumer choices while supporting national policies to promote more efficient vehicles.**

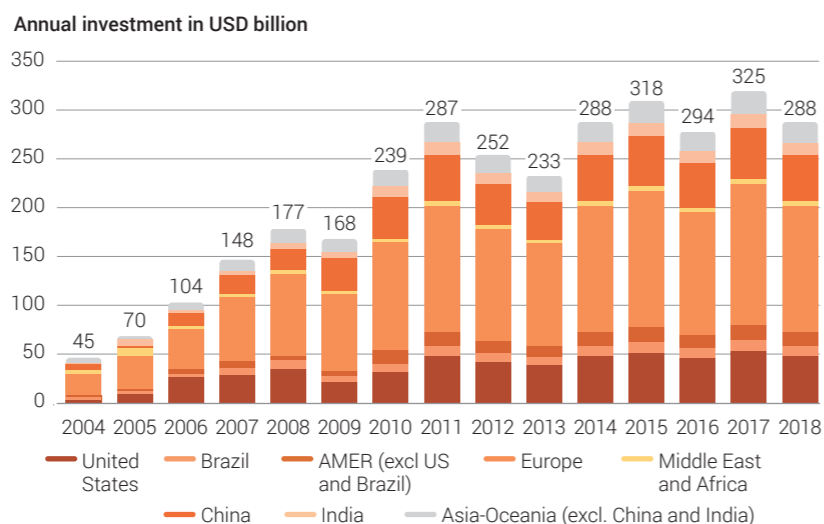
**As added benefits, the shift to more efficient vehicles resulted in lower related air pollution and in job creation. Two small and medium-sized enterprises developed electric vehicles as Argentina's policy on new vehicle categories went broader than fuel efficiency and encompassed electric vehicles.**

UNEP, in the context of GFEI, started working with Argentina in 2016, which resulted initially in the country adopting a resolution in 2017 requiring fuel consumption to be declared for each new vehicle model as from 2018. In 2018, UNEP, the Argentinian Secretary of Monitoring and Environmental Control, the Ministry of Environment and Social Development and National Association of Car Manufactures developed and published the first baseline analysis of the CO2 emissions and fuel efficiency of light duty vehicles registered in the country.

Countries are stepping up on renewables because they know the public wants clean energy and the sector is ready to take up the slack. According to the Global Trends in Renewable Energy Investment 2019 Report, investment in renewable energy capacity (excluding large hydro) reached \$2.6 trillion between 2010-2019, almost triple the amount seen in the previous decade. Annual investment in renewable capacity grew exponentially in recent years from \$50 billion in 2004 to around \$300 billion in 2018 (see below).

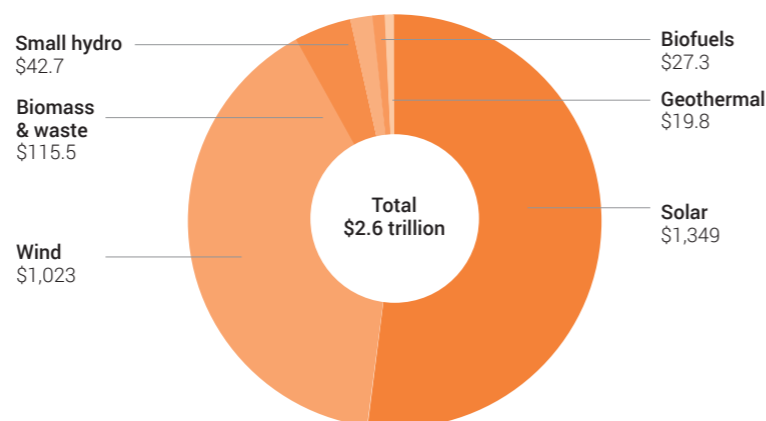
In April 2019, UNEP and its partners launched the Cool Coalition to invigorate the drive for efficient cooling, seek solutions in nature, smart buildings and city design, and shift cooling to renewable energy using.

### Annual investment in renewable energy capacity (\$ billion)



Source: Global Trends in Renewable Energy Investment 2019

### Renewable energy capacity investment over the decade, 2010-2020 (\$ billion)



Includes an estimate for 2019, based partly on provisional first-half data.  
Source: UNEP, Frankfurt School-UNEP Centre, BloombergNEF (2019), Global Trends in Renewable Energy Investment 2019

However, more investment must be directed towards improving energy efficiency standards. According to the G20 Energy Efficiency Finance and Investment 2019 Stocktake report<sup>19</sup>, the global rate of energy efficiency improvement decreased from 1.9 per cent in 2017 to 1.7 per cent in 2018.

Efficient, climate-friendly cooling offers significant potential for cuts in emissions. In April 2019, UNEP and its partners launched the Cool Coalition<sup>20</sup> to invigorate the drive for efficient cooling, seek solutions in nature, smart buildings and city design, and shift cooling to renewable energy using, for example, district cooling and solar-powered cold chains. Today, the Coalition is a global network connecting 25 countries and 90 partners from the private sector, government, cities, international organizations, finance, academia and civil society.

19 <https://www.unepfi.org/publications/climate-change-publications/g20-energy-efficiency-finance-and-investment-2019-stocktake-report/>

20 <https://www.unenvironment.org/news-and-stories/press-release/cool-coalition-comes-together-save-lives-energy-and-trillions-global>

### Cool Coalition



At the September 2019 Climate Action Summit, partners of the Cool Coalition announced new commitments, including national cooling plans, business reform and funding. The Cool Coalition, facilitated by UNEP, is one of the official outcomes and “Transformational Initiatives” put forward by the Executive Office of the Secretary-General for the summit.

By the end of December 2019, UNEP had supported the decarbonization of \$100 billion worth of assets, meeting our targets on low-emission growth under the programme of work.

**Commitments at the summit included \$20 million from the Children Investment Fund and DKK5 million (US\$0.7 million) from Denmark for cooling. The World Bank Group and the GCF announced they are integrating clean and efficient cooling across their lending and investment portfolios.**

Five countries – the Dominican Republic, North Macedonia, Rwanda, Senegal and Spain – committed to integrate cooling in their NDCs, while 26 countries committed to develop comprehensive national cooling plans. Led by France, several countries also committed to the Biarritz Pledge for Fast Action on Efficient Cooling.

The Cool Coalition is working with 90 partners including 25 countries to transform commitment into action. Working with partners, we are supporting cities to integrate urban cooling into their climate action plans.

The Cool Coalition supports the Kigali Amendment to the Montreal Protocol, which came into effect in January 2019 and aims to phase down powerful refrigerants, known as HFCs.

UNEP hosts the Secretariat of the Vienna Convention and its Montreal Protocol, a critical MEA that has successfully halted the depletion of the ozone layer. By the end of 2019, 91 countries had ratified the Kigali Amendment, which will avoid up to 0.4°C of global heating this century.

UNEP is also working to decarbonize financial assets and catalyse financing for sustainable development, notably in partnership with the global financial sector through the UNEP Finance Initiative (UNEP FI). More than 250 financial institutions, with approximately \$62 trillion in assets, are members of UNEP FI.

At the Climate Action Summit, UNEP FI convened the Net-Zero Asset Owner Alliance, a group of 12 of the world’s largest pension funds and insurers committed to fully decarbonizing their portfolios by 2050<sup>21</sup>. In December 2019, four more large investors, including Axa and Aviva, joined the alliance, which today includes 177 businesses with total assets under management of nearly \$4 trillion.

By the end of December 2019, UNEP had supported the decarbonization of \$100 billion worth of assets, meeting our targets on low-emission growth under the programme of work. In 2014, the Portfolio Decarbonization Coalition, representing over \$800 billion in assets, was launched to encourage institutional investors to decarbonize their portfolios. The target was to decarbonize \$100 billion by 2020. We expect to see a further increase in this activity through the creation and growth of related alliances and partnerships.

21 <https://www.unenvironment.org/news-and-stories/press-release/investors-make-unprecedented-commitment-net-zero-emissions>

### Reducing Emissions from Deforestation and Forest Degradation (REDD+)

The Paris Agreement recognizes the critical role of forests in limiting warming to well below 2°C. Worldwide, more than 40 football fields of tropical forests are disappearing every minute, mostly due to illegal logging and to make room for cattle and palm oil. Other important factors include forest fires, new highway construction and illicit coca cultivation.

The UN-REDD Programme, which is jointly implemented by UNEP, the Food and Agriculture Organization and the UN Development Programme, supported 65 countries since 2008 to deliver emission reductions from avoided deforestation and forest degradation.

Deforestation and forest degradation account for approximately 11 per cent of carbon emissions, more than the entire global transportation sector and second only to the energy sector. REDD+ provides financial incentives to developing countries for forest protection and creates a financial value for the carbon stored in forests by offering results-based payments to countries for halted deforestation during a set time-frame based on rigorous technical evaluation.

To date, 118 countries have included forest and land use in their Nationally Determined Contributions (NDCs)pledges. This represents 162 million

hectares of restored, reforested and afforested land. For example, UNEP supported Liberia to implement its National REDD+ Strategy by using spatial analyses to inform the identification of suitable areas for REDD+ interventions.

Within the UN-REDD Programme, UNEP leads on private sector engagement, safeguards, knowledge management and communications. UNEP's focus has been on securing finance for REDD+ and sustainable land management while also scaling up benefits from REDD+ efforts.

**In 2018-2019, we have supported:**

- 22 countries to secure finance for sustainable forest land management.<sup>22</sup>
- 21 countries to deliver multiple benefits from sustainable forest management and REDD+ interventions.<sup>23,24</sup>

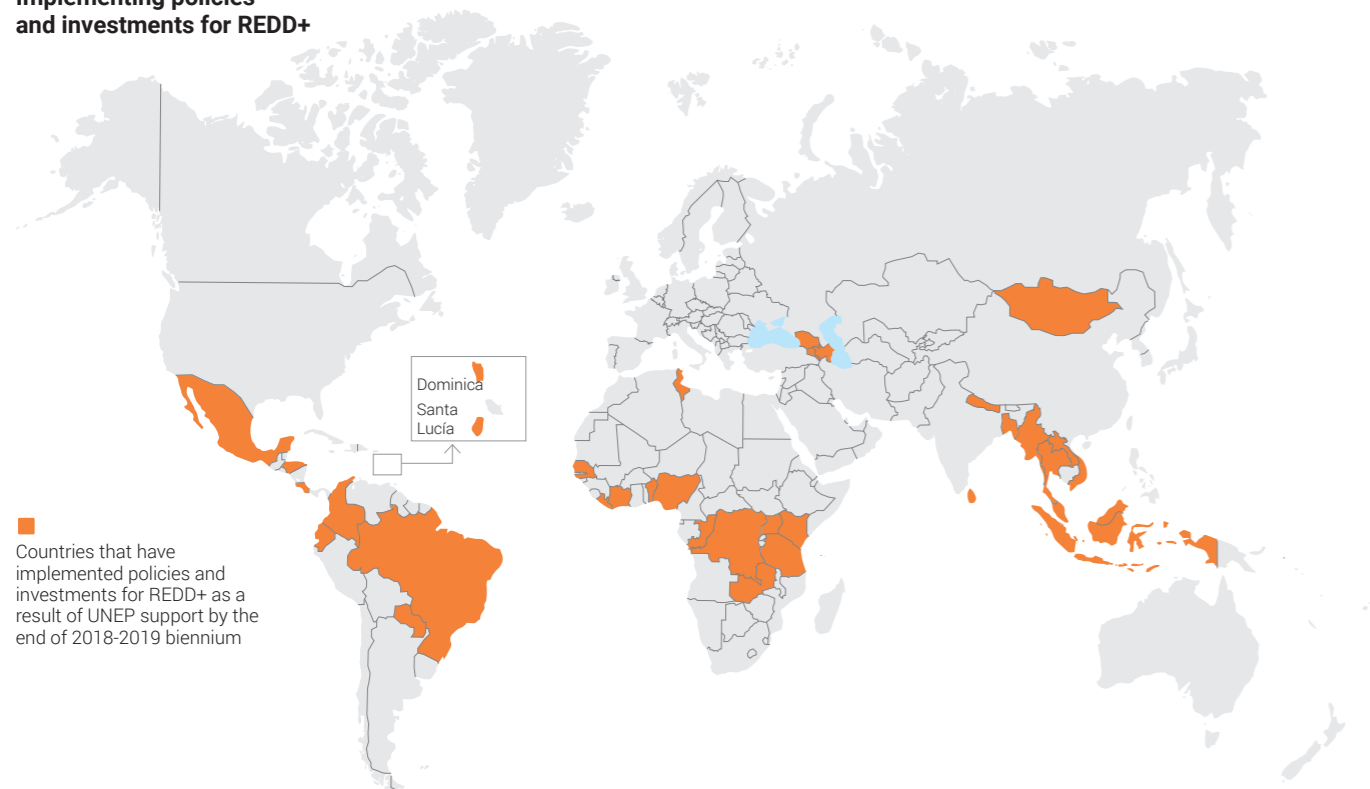
22 Armenia, Azerbaijan, Benin, Brazil, Cote d'Ivoire, Democratic Republic of the Congo, Dominica, Georgia, Honduras, Indonesia, Jordan, Kenya, Liberia, Malaysia, Nigeria, Paraguay, Senegal, Sri Lanka, St. Lucia, Tanzania, Thailand and Uganda.

23 Bangladesh, Colombia, Costa Rica, Côte d'Ivoire, Democratic Republic of the Congo, Ecuador, Honduras, Indonesia, Kenya, Lao People's Democratic Republic, Liberia, Mexico, Mongolia, Myanmar, Nepal, Nigeria, Republic of Congo, Tunisia, Uganda, Viet Nam and Zambia.

24 The target of 45 countries was not attained as this work area was not requested by enough countries.

UNEP also helped countries achieve significant progress in meeting REDD+ safeguard requirements. REDD+ has the potential to deliver many social and environmental benefits that go beyond mitigating climate change but REDD+ actions could also entail some potential risks. In order to minimize these risks and at the same time enhance the potential benefits, seven safeguards, known as the "Cancún safeguards," are in place that must be supported throughout the implementation of REDD+ actions. With technical support from UNEP, Mongolia's national REDD+ safeguards framework was developed to ensure that any social and environmental risks are minimized, and benefits are enhanced.

**Implementing policies and investments for REDD+**



■ Countries that have implemented policies and investments for REDD+ as a result of UNEP support by the end of 2018-2019 biennium

**Opportunities and challenges**

Countries participating in the REDD+ process develop a Safeguards Information System (SIS) to explain how these are being addressed and respected in REDD+ activities. As a prerequisite for obtaining results-based payments, countries should periodically submit to the UNFCCC a summary of information outlining their work with respect to the safeguards (UNFCCC Decision 12/CP.17 and UNFCCC Decision 12/CP.19).

In 2019, the number of online SIS and summaries of safeguard information doubled. Six new SIS were made available online and eight new summaries were submitted to the UNFCCC. Cumulatively, 13 SIS are now online, and 15 countries have submitted a summary to the UNFCCC. Incentives provided by the GCF pilot programme for results-based payments contributed to the exponential increase observed in meeting REDD+ safeguards requirements. Those who succeed are eligible for results-based payments.

Developing countries are completing the Warsaw Framework for REDD+ with online safeguards information systems and submissions of summaries of information to the UNFCCC. Those who succeed are eligible for results-based payments. In 2019, with UNEP support through UN-REDD, Viet Nam became the first country in the Asia-Pacific region to complete the framework, thus becoming eligible for results-based payments. Viet Nam is focusing on increasing forest cover and improving forest quality while promoting the socio-economic benefits provided by forests. Viet Nam, Myanmar and Cambodia then shared lessons on their SIS operations with several countries in the region.

In Côte d'Ivoire, the *1 for 20 Partnership* benefits from the technical and financial support of UNEP (Finance Initiative and UN-REDD) and the EU REDD Facility. It is mobilizing \$1 billion to restore 20 per cent of Côte d'Ivoire's forest cover by 2025.<sup>25</sup> The Partnership is a collaboration between the government and the Coffee-Cocoa Council. It promotes the development of sustainable and viable agricultural production models, facilitates dialogue between stakeholders, and helps build the capacity of partners.

We have a narrow and fast-closing window of opportunity to bring real change to the world by building climate resilience, ensuring low-emission growth and reining in deforestation and forest degradation.

In 2020, countries must step up and cut emissions. As laid out in UNEP's Emissions Gap Report, they need to increase their commitments under the Paris Climate Agreement five-fold. They will have the opportunity to do just that when the signatory nations commit to new national climate plans, known as NDCs, at the COP26 meeting in Glasgow in November.

UNEP will continue its work to help member states raise their ambitions so that stronger NDCs will allow nations to cut emissions and prioritize nature-based solutions to scale up climate mitigation and adaptation.

25 <https://www.unredd.net/documents/unredd-partner-countries-181/africa-335/cote-d-ivoire-1124/17299-1.html>

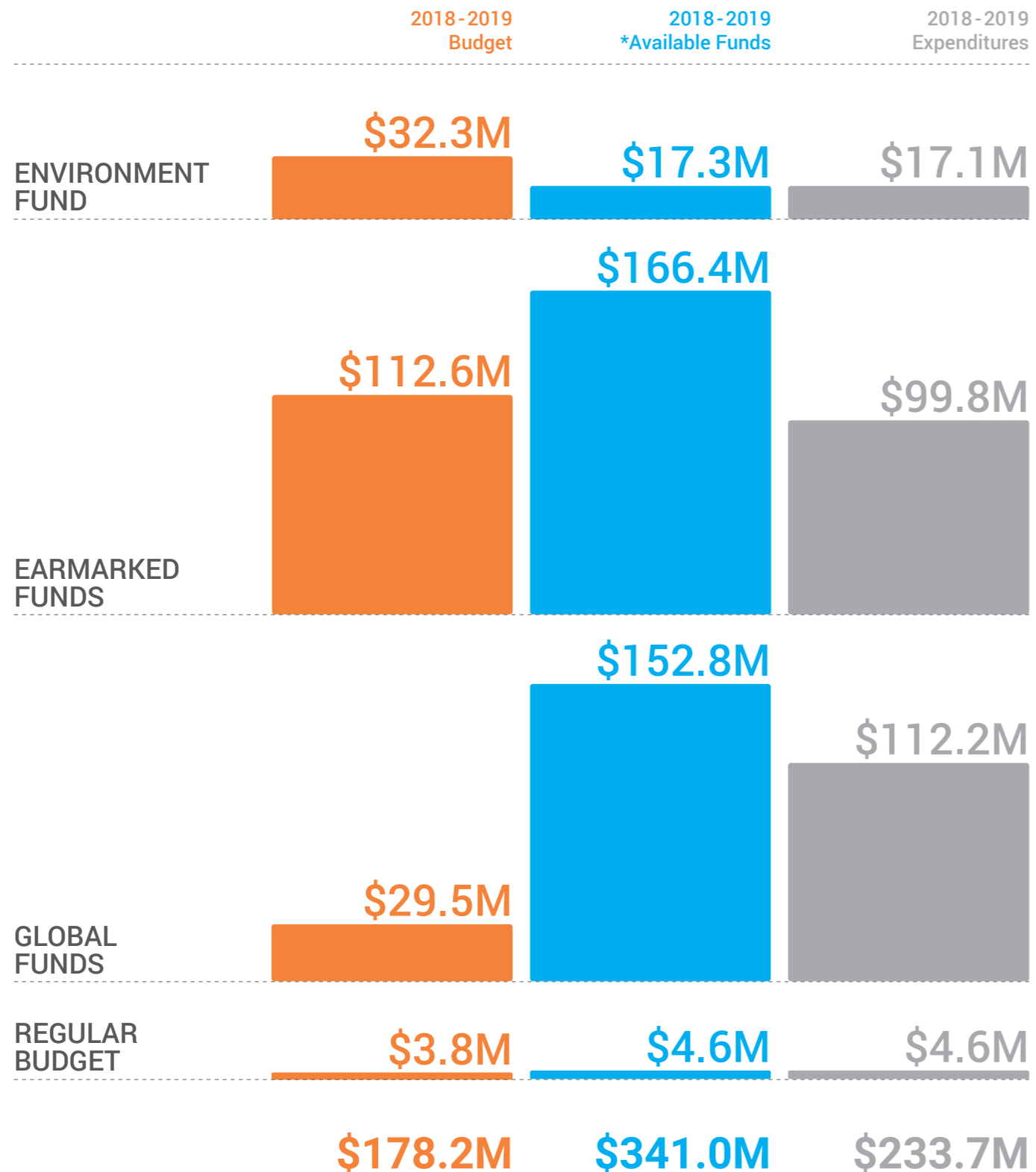
## FINANCIAL OVERVIEW

> Out of the planned Environment Fund budget for 2018-2019 of \$32.3 million, only \$17.3 million was received. This was part of an overall trend whereby UNEP received a smaller amount of Environment Fund contributions than originally projected.

> Earmarked funds compensated to some degree for the Environment Fund shortfall. The sub-programme received \$166.4 million (against

a planned budget of \$112.6 million) from earmarked funds contributions. However, as some of this amount represents multiyear contributions, only part of it can be counted against 2018-2019.

> Overall expenditure for the biennium, therefore, stands at \$233.7 million, which is 131 per cent of the target budget of \$178.2 million.



(\*) Includes multiyear contributions beyond 2019



## Resilience to Disasters and Conflicts

UNEP's work on disasters and conflicts focuses on three areas:

**Reducing Environmental Risk Reduction:** We encourage best-practice environmental management to reduce the risks and impacts of natural hazards, industrial accidents and armed conflict.

**Crisis Response and Influence:** We support countries and international partners to understand and address urgent environmental priorities in the event of a natural disaster, industrial accident or armed conflict.

**Reducing Impact, Building Resilience:** We assist countries in a process of post-crisis recovery to put in place appropriate environmental policies and institutions.

By December 2019, this subprogramme attained or exceeded all its 5 indicators.



**INDICATORS  
OF ACHIEVEMENT  
EXPECTED  
ACCOMPLISHMENT**

**REDUCING ENVIRONMENTAL RISK**



**CRISIS RESPONSE AND INFLUENCE**



**REDUCING IMPACT, BUILDING RESILIENCE**



**Reducing environmental risk**

Alongside our work to reduce emissions and tackle the climate emergency, UNEP also seeks to build resilience and aid recovery in a fragile world that is increasingly prone to extreme weather events such as storms, floods and wildfires.

UNEP works with various UN agencies, governments, non-governmental organizations and specialized institutes to significantly reduce the risk of disasters and conflicts and to build safer and more resilient communities.

During 2018-2019, UNEP supported 17 countries<sup>26</sup> to reduce the risks of natural disasters, industrial accidents and conflicts using conflict and disaster risk assessments and deploying guidance on policy and best practices, training and capacity building and preparedness on environmental emergencies.

In Sudan, UNEP is establishing climate-resilient livelihoods and reducing natural resource conflicts and displacement due to the loss of livelihoods in North Darfur. Also, at federal level, UNEP promotes evidence-based policy and decision-making, supporting policy and institutional reform in natural resource management and scaling up successful environmental practices in development and humanitarian programming.

UNEP also assisted with flood and drought management in Burkina Faso, Thailand and Uganda. UNEP delivered country-level environmental governance support in South Sudan, including assisting with the production of the country's first-ever State of the Environment Report, released in 2018. The report addressed decades of environmental degradation due to the protracted armed conflict, noting that the ongoing strife is the major impediment to good governance, the productive use of natural resources and the protection of environmental assets. UNEP also helped South Sudan produce a National Strategy for Disaster Risk Management, a key pillar of post-conflict environmental recovery and sound environmental governance.

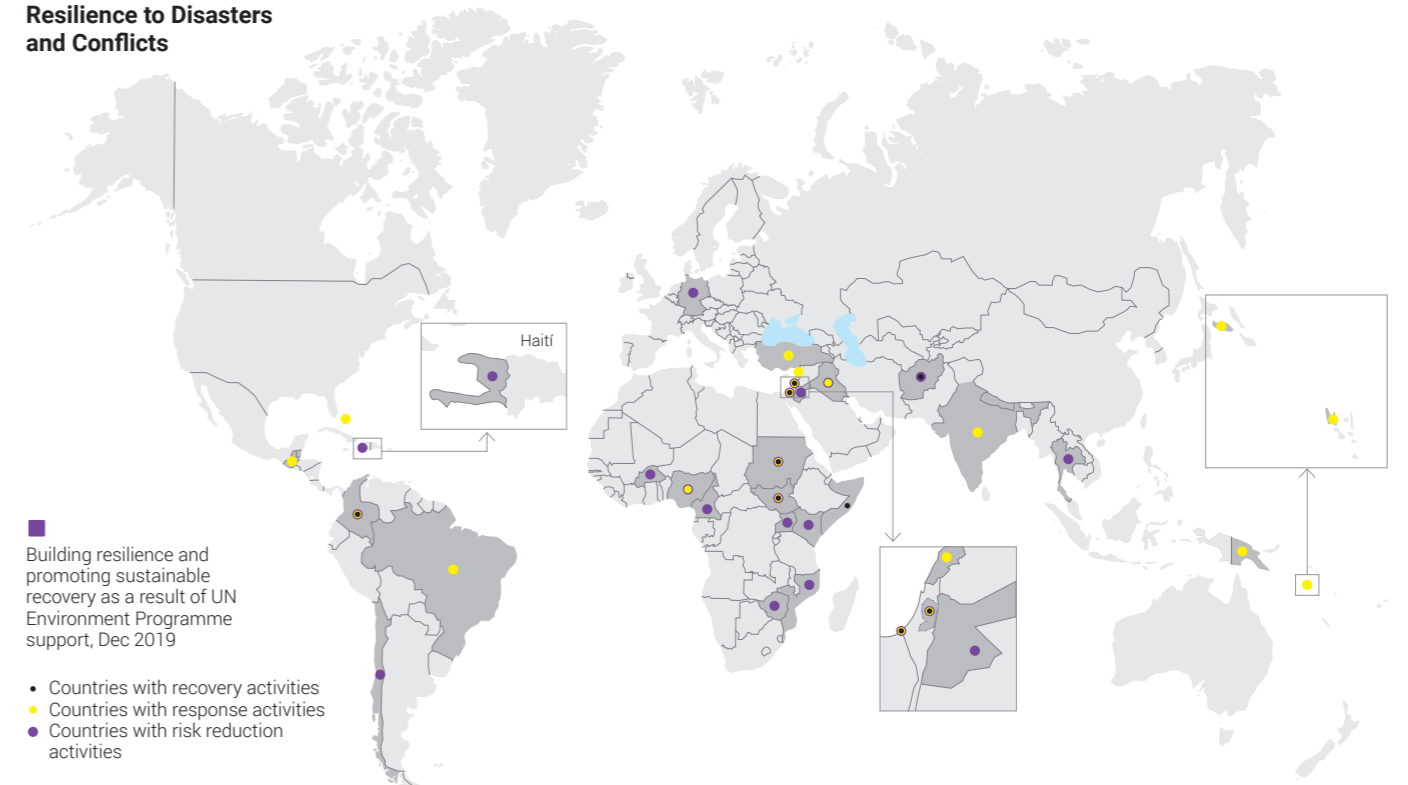
In addition, UNEP is working on the State of the *Environment Report for Somalia* and the *State of the Environment and Outlook report for the occupied Palestinian territory*. It is supporting a new phase of environmental policy support to Afghanistan.

Our support to Iraq has also included oil pollution remediation in Kirkuk in collaboration with the state-owned North Oil Company and the Ministry of Health and Environment. This project aims to harness naturally occurring soil bacteria as a powerful natural ally to decontaminate poisoned land, a new technique in the country that the national authorities are scaling up.

UNEP has also worked with the oil sector in several emerging producer states to build capacity on environmentally safe production methods and Disaster Risk Reduction.

<sup>26</sup> Afghanistan, Burkina Faso, Cameroon, Colombia, Haiti, Iraq, Kenya, Lebanon, Mozambique, Myanmar, Nigeria, Somalia, South Sudan, Sudan, Tanzania, Thailand and Uganda.

**Resilience to Disasters and Conflicts**



UNEP worked in partnership with UN entities in the Horn of Africa, under the auspices of the UN Special Envoy for the Horn of Africa, to enhance natural resources management and climate resilience. UNEP also worked with the UN Department of Political Affairs and UN Development Programme to enhance the UN system's capacity to address climate-related security risks. This joint work helps UN field-based entities to understand the linkages between climate change impacts, peace and security, and to identify appropriate solutions to address climate-related security risks.

**Greening the Blue:**  
**UNEP's REACT helps peacekeepers protect planet as well as people**



There are more than 95,000 UN personnel serving in 13 peacekeeping missions in some of the world's most insecure countries. In many of these states, key environmental infrastructure was underdeveloped prior to conflict, and war has further degraded it.

In general, peacekeeping operations manage their own energy and water provision and waste and wastewater disposal facilities. Due to their size and the scale of their operations, UN Peacekeeping has by far the largest environmental footprint in the UN system and efforts are underway to mitigate associated risks.

UNEP helped establish a Rapid Environment and Climate Technical Assistance (REACT) facility in 2017 to help peacekeeping operations implement an ambitious six-year strategy to improve their environmental footprint by 2023. UNEP and the Department of Operational Support provide an oversight and coordinating function to the facility.

Funded by the peace operations themselves, the REACT facility provides onsite technical assistance and solutions through specialized engineers and experts. This support is in line with the Department of Operational Support's environmental strategy, which focuses on water and wastewater, energy efficiency, solid waste management and wider issues.

For example, in the Central African Republic's capital Bangui, MINUSCA<sup>27</sup> is helping to upgrade the Kolongo municipal landfill after the REACT team assessed the landfill and developed a comprehensive waste management plan. Technical training for local staff was provided, including on operational safety, grading, compaction, waste covering and soil characteristics.

In Kosovo<sup>28</sup>, UNMIK<sup>29</sup> has installed a solar panel system on the roof of its headquarters in Pristina and current electricity production is above expectations. Double glazed windows, light sensors in toilets and corridors, brightly painted interior walls, and centralized heating and cooling systems enhance the building's energy performance.

The REACT project has helped peace operations make progress in several areas:

**Water :**  
 across 8 peacekeeping missions, water use is being measured at all sites to help reduce demand, and managed through equipment such as dual-flush, low-flow and dry toilets, push taps and aerated showers.

**Wastewater :**  
 treated wastewater is being reused in 10 missions for irrigation, dust control, toilet flushing and car washing. In Mali, MINUSMA<sup>30</sup> has installed 42 of 70 planned wastewater treatment plants in 13 locations. The Main Operating Base was also designed to minimize the loss of trees, with 243 trees saved. Four trees were cut down but were replaced by 1,130 new trees and ornamental plants, watered by treated wastewater.

**Waste:**  
 seven missions have developed their own waste management plans, with the remainder expected to be completed in 2020. One third of all waste is composted, recycled, incinerated or disposed of in landfills. In the Democratic Republic of the Congo (DRC), MONUSCO<sup>31</sup> has significantly reduced waste to landfill at some sites by composting and providing food waste to pig farmers and recycling materials to handicraft makers.

**Energy :**  
 nine missions, up from five, have now installed energy meters to collect data on power demand and generation. Across all missions, 60 per cent of energy is now supplied by more efficient generators. In DRC, MONUSCO draws 30 per cent of its overall energy requirements from hydropower grids.

**Crisis response and influence, Reducing impact, Building resilience**

Work is ongoing to improve data analysis and collection, with the aim of creating a robust baseline from across all missions in 2020. This will allow future progress to be captured.

During 2018-2019, UNEP helped 14 countries<sup>32</sup> respond to, and seven countries<sup>33</sup> to recover from, a variety of natural disasters, industrial accidents and armed conflicts.

This includes rapid response, medium-term recovery work and longer-term support as measured by the subprogramme's recovery indicator, measured through a Country Capacity Framework and currently applied in Afghanistan, Haiti, South Sudan and Sudan.

After a major earthquake struck Papua New Guinea in February 2018, UNEP responded to requests for support, working through our Joint Environment Unit, a partnership with the UN Office for the Coordination of Humanitarian Affairs (OCHA), to help guide government action in mitigating the dangers posed by soil and water contamination and other environmental risks.

UNEP also responded to an oil spill in Colombia in March 2018, floods at Colombia's largest hydroelectric dam in May that year, and flooding in Nigeria in August 2018, through the provision of emergency assessments that supported government decision-making. In October that same year, UNEP also took part in a post-disaster needs assessment in the southern Indian state of Kerala, ensuring that environment- and ecosystem-based approaches were kept high on the flood recovery agenda.

In 2019, UNEP assisted the Solomon Islands to carry out an environmental assessment after a bauxite bulk carrier, the *MV Solomon Trader*, ran aground on a reef on the remote island of Rennell while trying to load bauxite from a nearby mine. The recommendations were incorporated into the official response plan.

In March 2019, UNEP helped Mozambique deal with the aftermath of Cyclone Idai and Cyclone Kenneth by providing technical advice on dam-related water management and flood risk management.

After Hurricane Dorian battered the Bahamas last September, UNEP responded to official requests for guidance on disaster waste management, the identification and management of hazardous materials and oil spill impact assessment, mitigation and remediation.

In Iraq, UNEP has pioneered work on managing and recycling debris left over from years of conflict, starting in the northern city of Mosul and now expanded to other parts of the country.

In Nigeria, UNEP supported the government in preparing the administrative and financial structures that will manage the clean-up of oil contamination in Ogoniland in the Niger Delta.

- 27 United Nations Multidimensional Integrated Stabilization Mission in the Central African Republic
- 28 Reference to Kosovo shall be understood in full compliance with Security Council resolution 1244 (1999) and without prejudice to the status of Kosovo.
- 29 United Nations Mission in Kosovo
- 30 United Nations Multidimensional Integrated Stabilization Mission in Mali
- 31 United Nations Organization Stabilization Mission in the Democratic Republic of the Congo
- 32 Brazil, Colombia, Guatemala, India, Iraq, Lebanon, Mozambique, Nigeria, Papua New Guinea, Solomon Islands, South Sudan, Sudan, Turkey and Vanuatu.
- 33 Afghanistan, Colombia, Haiti, State of Palestine, Somalia, South Sudan and Sudan

**Harnessing technology to help humanitarians assess environmental risks**



In the chaotic aftermath of a disaster, when destitute people are on the move seeking safety, it can be all too easy to overlook the environmental dimensions of the crisis. People need food, water and shelter, and those are naturally priorities for humanitarian organizations.

But providing these basic needs, and helping the displaced rebuild their livelihoods, can take a toll on the environment, and the earlier this can be quantified and assessed, the better for the new arrivals, the host community and the environment itself.

In December 2018, UNEP, with support from the UN Refugee Agency, piloted the Nexus Environmental Assessment Tool (NEAT+), in the Mantapala refugee settlement in northern Zambia.

NEAT+ is a user-friendly environmental screening tool for humanitarian contexts, which combines environmental data with site-specific questions to automatically analyze and flag priority environmental risks. The tool was developed by eight humanitarian and environmental organizations as part of the United States Agency for International Development (USAID)-funded interagency collaboration, the Joint Initiative.

NEAT+ is a user-friendly environmental screening tool for humanitarian contexts, which combines environmental data with site-specific questions to automatically analyze and flag priority environmental risks.

With the integration of MapX – a user-friendly geospatial platform developed by UNEP – into the NEAT+ process, assessments can be facilitated and improved, and results can be visualized and shared in an interactive manner, leading to better decision-making. One simple mobile application and toolkit offers an integrated solution with real-time guidance, risk/hotspot flagging and easy spatial monitoring.

Mantapala, which sits in an area of farmland near a sub-tropical forest reserve, hosts around 13,000 refugees from the Democratic Republic of the Congo. NEAT+ was used here to identify negative environmental and livelihood impacts while spatial data from MapX highlighted nearby areas of environmental concern so that action could be taken. Where there was a risk of deforestation, alternative livelihoods and agroforestry programmes were supported. Agricultural plots vulnerable to flood damage are also undergoing modification to prevent further deforestation and to reduce flood risks. This experience shows that NEAT+ and MapX allow the environmental community to bring their expertise to the frontlines of humanitarian response so that everyone benefits.

**UN environment programme** **OCHA** **JOINT ENVIRONMENT UNIT** **TOGETHER FOR A BETTER RESPONSE**

**The Nexus Environmental Assessment Tool (NEAT+)**

**What is the NEAT+?**

- ✓ A simple environmental project-level screening tool for humanitarian contexts
- ✓ Combines environmental data with site-specific and activity-based questions to automatically analyze and flag priority environmental risks

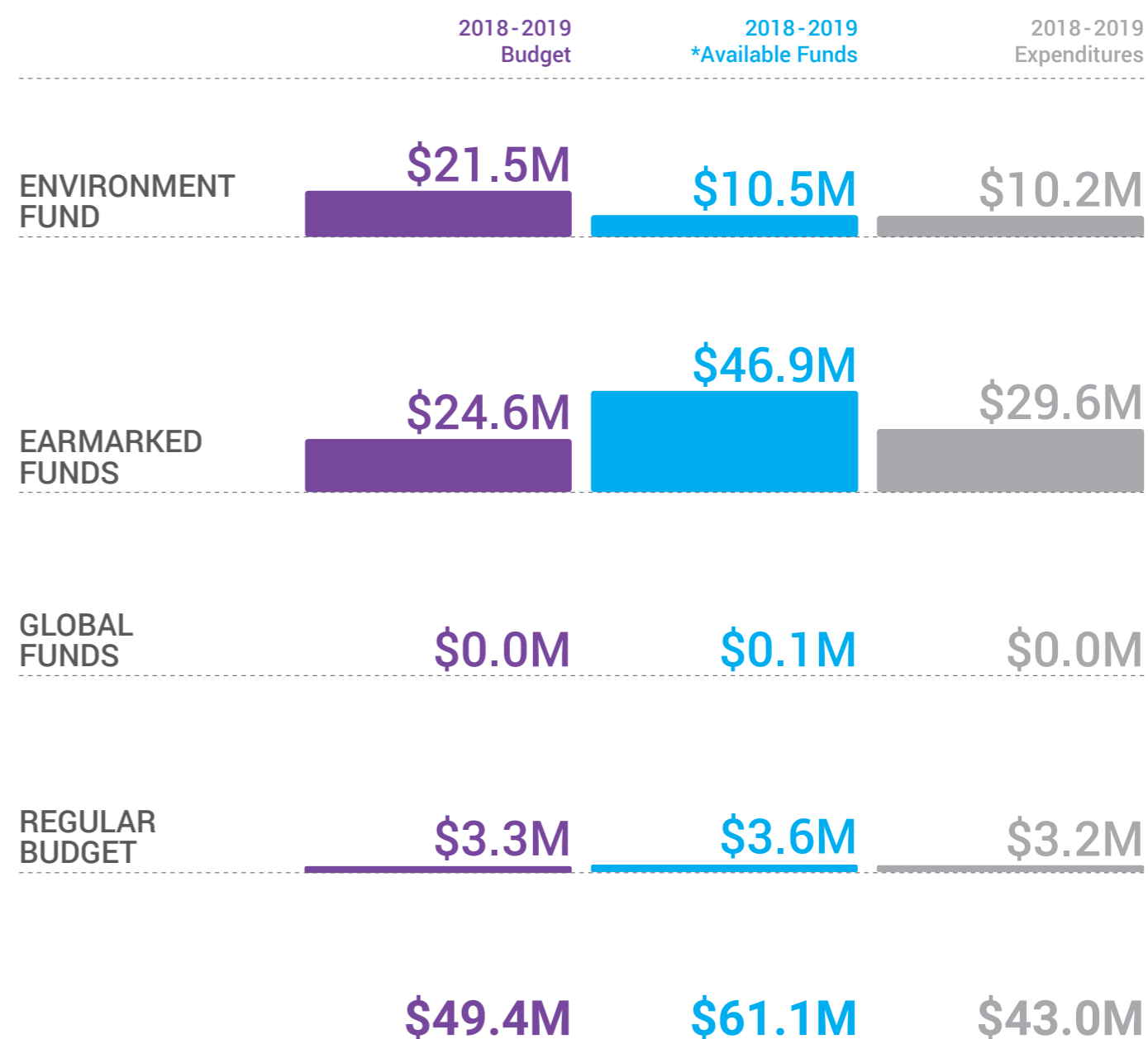
## Opportunities and Challenges

Amid increased demand from the reformed UN Resident Coordinator network for UNEP's environmental support and expertise, and an increased understanding of the links between the environment, development and humanitarian action, UNEP is currently reviewing how to optimize its support to disaster- and conflict-affected contexts. This review will refine what services UNEP can best deliver and look at enhanced delivery mechanisms, including through strengthened partnerships.

Although the subprogramme achieved or exceeded its expected accomplishments with only 87 per cent of the expected budget, the subprogramme's results framework and indicators need to be reviewed in order to better capture the full scope of services delivered, including enhanced partnerships, and to ensure a stronger connection between work conducted and results delivered.

## FINANCIAL OVERVIEW

- > Out of the planned Environment Fund budget for 2018-2019 of \$21.5 million, only \$10.5 million was received. This was part of an overall trend whereby UNEP received a smaller amount of Environment Fund contributions than originally projected.
- > Earmarked funds compensated to some degree for the Environment Fund shortfall. The subprogramme received \$46.9 million (against a projected budget of \$24.6 million) from earmarked funds contributions. However, as some of this amount represents multi-year contributions, only part of it can be counted against 2018-2019.
- > Overall expenditure for the biennium, therefore, stands at \$43 million, which is 87 per cent of the target budget of \$49.4 million.



(\*) Includes multiyear contributions beyond 2019





## Healthy and productive ecosystems

Our work on healthy and productive ecosystems focuses on:

**Cross-sector and transboundary collaboration frameworks:** Helping countries to institutionalize the health and productivity of marine, freshwater and terrestrial ecosystems in education, monitoring and cross-sector and transboundary collaboration frameworks.

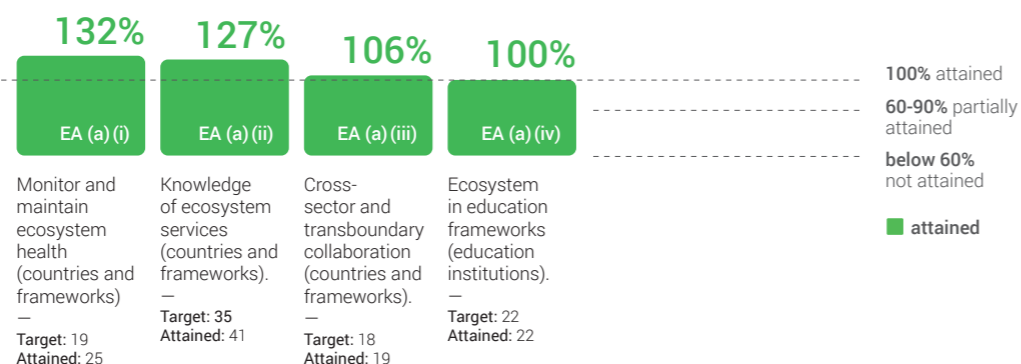
**Inclusion of ecosystems in economic decision-making:** Assisting policymakers in the public and private sectors to include ecosystems in economic decision-making.

By December 2019, this subprogramme had exceeded 5 of its 6 indicator targets and attained 1.



**INDICATORS  
OF ACHIEVEMENT  
EXPECTED  
ACCOMPLISHMENT**

**CROSS-SECTOR  
AND  
TRANSBOUNDARY  
COLLABORATION  
FRAMEWORKS**



**INCLUSION  
OF ECOSYSTEMS  
IN ECONOMIC  
DECISION-MAKING**

**Cross-sector  
and transboundary  
collaboration frameworks**

At UNEP, we have long recognized that we need a global understanding of the importance of healthy ecosystems to mobilize the necessary resources to restore the hundreds of millions of hectares of degraded terrestrial and marine ecosystems.

UNEP and the Food and Agriculture Organization (FAO) are the lead agencies for the Decade on Ecosystem Restoration, a critical timeframe for which we have begun a consultation process on developing a strategic plan, which will centre on three pathways to build momentum, harness political will and increase capacity among member states.

During the decade, we aim to restore the relationship between humans and nature and awaken a global appreciation of the importance of healthy ecosystems for the planet and people. That means bringing an ecosystems-based approach to everything we do.

In 2018-2019, UNEP supported entities to improve monitoring and maintain the health and productivity of marine and terrestrial ecosystems; mainstream the economics of ecosystem services into national decision-making through enhanced capacity for valuing and accounting of ecosystem services; improve cross-sector and transboundary collaboration frameworks for marine and terrestrial ecosystem management; and integrate the ecosystem approach in education frameworks.

**By the end of 2019:**

- 18 countries and 7 transboundary collaboration frameworks had made progress in monitoring and maintaining the health and productivity of marine and terrestrial ecosystems.<sup>34,35</sup>
- 34 countries and 6 transboundary frameworks demonstrated enhanced knowledge of the value and role of ecosystem services.<sup>36</sup>
- 13 countries and 6 transboundary frameworks demonstrated improvement in the institutional set-up for cross-sector collaboration for terrestrial ecosystem management.<sup>37</sup>
- 22 education institutions and learning platforms integrated the ecosystem approach into their educational frameworks.<sup>38</sup>

The Regional Seas Programme is the main vehicle that UNEP uses to help countries progress in monitoring and maintaining the health and productivity of marine and coastal ecosystems, including on land-based sources of marine pollution. Our oceans are warming at an alarming rate. Entire fisheries are being wiped out while coral reefs are dying off, destroying livelihoods and human well-being in the process.

UNEP, through an advisory group, initiated a review process of the global and regional governance and policy frameworks on coral reefs.<sup>39</sup> As a result of our support, the 33rd General Meeting of the International Coral Reef Initiative (ICRI) in December 2018 provisionally adopted the Implementation and Governance Plan (IGP) of the Global Coral Reef Monitoring Network. The Initiative and its Network comprise a broad membership ranging from countries to Intergovernmental Organizations (IGOs), MEAs, Non-Government Organizations (NGOs) or private sector to regional seas programmes. The Network aims to improve understanding, communication, data and science-based decision-making on coral reefs. The IGP enables the network to track and report on coral reef status and trends, within current efforts to improve global observing networks of biodiversity and ocean systems – it will be reviewed in 2025 and 2030, corresponding to milestones of the 2030 Agenda for Sustainable Development and the emerging post-2020 biodiversity framework.

In 2018-2019, several technical and policy publications were launched, such as the *Impacts of sunscreens on coral reefs* or the *Analysis of Policies related to the Protection of Coral Reefs*<sup>40</sup>.

We also supported the development of the Pacific Regional Action Plan on Marine Litter 2018-2025, which sets out the policy context and key actions required to minimize marine litter across the Pacific Island countries and territories.

UNEP facilitated the development and adoption of Strategic Directions (2018-2022) for the Coordinating Body on the Seas of East Asia (COBSEA) in

34 Angola, Antigua and Barbuda, Cameroon, Chile, Democratic Republic of Congo, Egypt, Indonesia, Kenya, Lesotho, Madagascar, Malaysia, Malawi, Mozambique, Myanmar, Solomon Islands, Sri Lanka, Timor-Leste and Vanuatu.

35 COBSEA East Asian Seas Regional Action Plan on Marine Litter, Coordinating Body on the Seas of East Asia (COBSEA), International Coral Reef Initiative (ICRI), NEAT (North West Pacific Action Plan Eutrophication Assessment Tool); NOWPAP (North West Pacific Action Plan medium-term strategy 2018-2023), Pacific Island Countries and Territories, Strategic Planning Framework for the Conservation and Management of Elephants in the Kavango-Zambezi Conservation Area.

36 Australia, Antigua and Barbuda, Belize, Botswana, Brazil, Cambodia, Canada, Colombia, Denmark, Dominican Republic, Egypt, Ecuador, Ethiopia, France (New Caledonia), Guatemala, Honduras, India, Indonesia, Kenya, Malaysia, Maldives, Mauritius, Mexico, Morocco, Palau, Philippines, Rwanda, Senegal, Singapore, South Africa, Thailand, Uganda, Viet Nam, USA, UN Decade on Ecosystem Restoration 2021-2030, Colombo Declaration on Sustainable Nitrogen Management, 21st meeting of the Barcelona Convention: Decision IG24/8, UNEA resolution 4/10 on Innovation on biodiversity and land degradation, UNEA resolution 4/14 Innovations in sustainable rangelands and pastoralism, and Ukraine-Belarus Chernobyl Exclusion zone.

37 Brazil, Cameroon-Nigeria great apes transboundary collaboration framework, Colombia, China, Democratic Republic of Congo, Germany, India, Indonesia, Madagascar, Peru, Republic of Congo, Sri Lanka, Viet Nam, UNEA-4 Resolution on the Conservation and Sustainable Management of peatlands (counted as one collaboration framework), UNEA-4 Resolution on Sustainable coral reefs management, UNEA-4 Resolution on Sustainable management for global health of mangroves, UNEA-4 Resolution on marine plastic litter and microplastics, UNEA-4 Resolution on the Protection of the marine environment from land-based activities and the USA.

38 Asian Disaster Preparedness Center, Bangladesh Agricultural Research Institute, Bangladesh Forest Research Institute, Bangladesh Rice Research Institute, Brazilian Institute of Geography and Statistics, Barind Multipurpose Development Authority, Concordia University (USA), Daffodil International University (Bangladesh), Department of Agricultural Extension (Bangladesh), Open University Netherlands, REDD+ Academy, Institutions of Higher Education and Training (Swaziland), Landscape Academy, Lehigh University (USA), Mango Research Centre (Bangladesh), SDG Academy, Scientific and Technological Research Council of Turkey (Turkey), Soil Resources Development Institute (Bangladesh), University of Bergen (Norway), University of Liberia, University of Rajshah (Bangladesh), University of Ruhuna (Sri Lanka).

39 In response to resolution UNEA-2/12.

40 <https://www.icriforum.org/icri-documents/ICRI-Publications%2C-Reports-and-Posters>

Although much of the pollution emitted by shipping is deposited over the sea, the sector is the largest single source of acidification and eutrophication in many countries in Europe, surpassing that of land transport.

April 2018. The Strategic Directions provide guidance on developing and protecting the marine environment and coastal areas of East Asian Seas. It also leverages COBSEA as an intergovernmental policy mechanism for planning, implementing and tracking delivery of ocean-related SDGs.

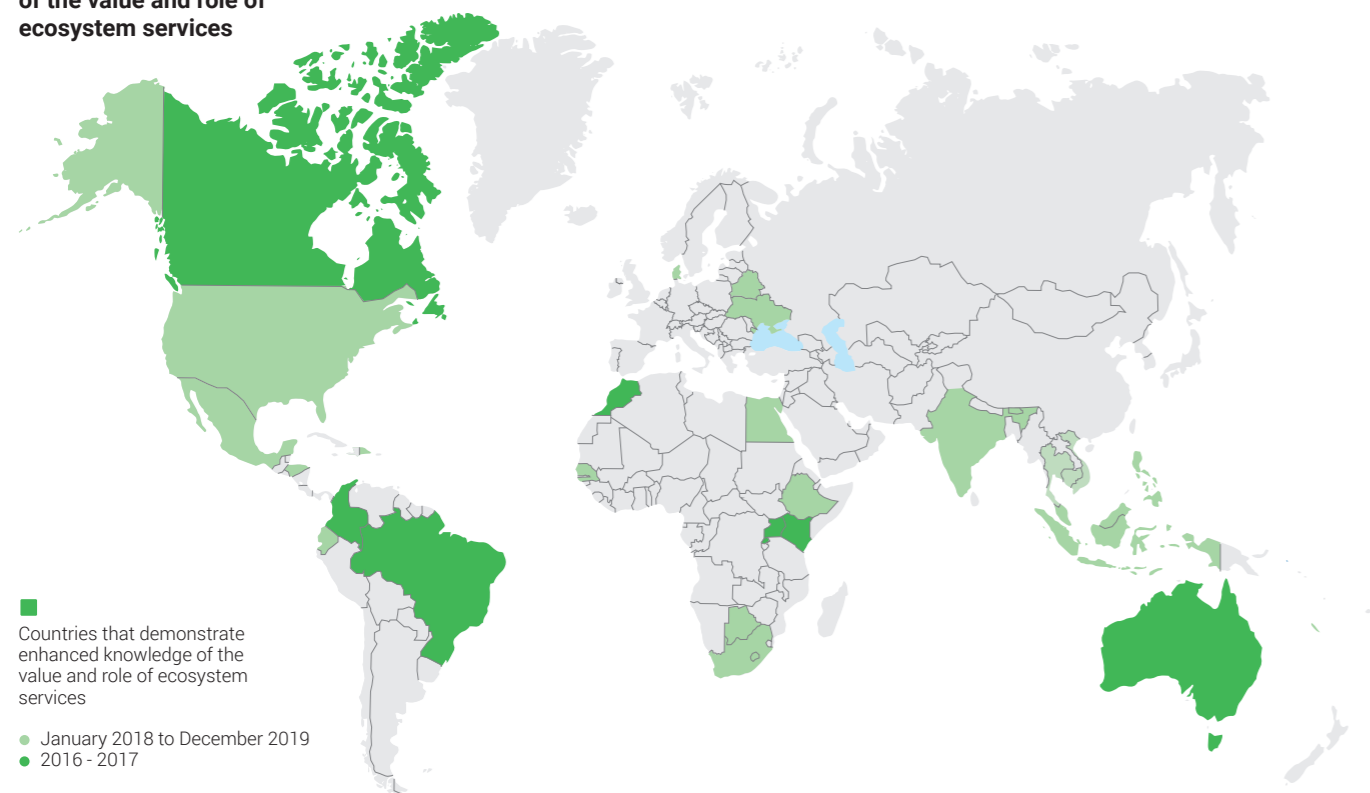
Although much of the pollution emitted by shipping is deposited over the sea, the sector is the largest single source of acidification and eutrophication in many countries in Europe, surpassing that of land transport. To reduce air emissions from ships, UNEP also helped ensure that the roadmap for the possible designation of the Mediterranean Sea as an emission control area for sulphur oxides was adopted at the meeting of the COP 21 to the Barcelona Convention for the protection of the marine environment and the coastal region of the Mediterranean in 2019.

Another important focus for UNEP is the health and sustainability of global food systems and agricultural practices. Today, we have a global food-divide in which 1 billion people are underfed, while more than 2 billion are overfed. Unsustainable farming practices deplete groundwater, degrade soil and cause the loss of agricultural biodiversity. Food production generates up to 30 per cent of global greenhouse gas emissions, accounts for substantial proportions of land-use change and contributes to land degradation and global water consumption.

In June 2018, UNEP launched TEEBAgriFood, a comprehensive evaluation framework for food systems. TEEBAgriFood uses a systems approach to provide potential solutions on how economics can improve our understanding of the relationships between human and planetary health. Furthermore, it helps decision-makers compare different policies and market trends to value food more accurately.

By the end of 2019, eight countries<sup>41</sup> had agreed to collaborate across sectors to apply the TEEBAgriFood framework to enhance their knowledge of ecosystem services and inform decision-making.

#### Enhanced knowledge of the value and role of ecosystem services



41 Colombia, China, India, Indonesia, Kenya, Mexico, Tanzania and Thailand

#### Vital Partnerships with GEF support:

42 <http://agenciabrasil.ebc.com.br/en/geral/noticia/2019-08/new-atlas-brings-data-brazils-biodiversity>

43 The GEF supported the Mainstreaming Biodiversity Conservation and Sustainable Use for Improved Nutrition and Well-Being initiative co-implemented by UNEP and FAO and coordinated by Biodiversity International in collaboration with the Governments of Brazil, Kenya, Sri Lanka and Turkey ([www.b4fn.org](http://www.b4fn.org))

UNEP helped six countries (Angola, Democratic Republic of the Congo, Lesotho, Madagascar, Malawi and Mozambique) strengthen institutional capacities on testing of living modified organisms in order to enhance national decision-making.

UNEP helped India's government conduct an economic valuation of biological resources at the local, state and national levels to support implementation of the Biological Diversity Act and Rules. The evaluation focused on access and benefit-sharing provisions and informed national decision-makers on prioritization of conservation action.

In Brazil, we supported the development of the *Atlas of the Brazilian Biodiversity Information System*, which was launched in 2019. The atlas contains data on Brazil's biodiversity and aims to expand general knowledge about ecosystems<sup>42</sup>.

UNEP helped member states in some of Asia's best-known tea-producing regions – India, China, Sri Lanka and Viet Nam – adapt sustainable land management practices across 10,973 hectares of plantations and trained 27,829 smallholder farmers.

#### Agricultural biodiversity sustains people and the planet

Through this project, conservation and sustainable use of biodiversity for food and nutrition were successfully influenced in the four countries. For example:

Good food is a key to both good health and a healthy planet. Yet significant changes in the global food systems and diets over recent decades have resulted in profound negative impacts on health and wellbeing and in environmental degradation. Current food production and consumption revolves around 3 staple crops, while 1 in 3 people worldwide suffers from micronutrient deficiencies. Agricultural biodiversity is critical in ensuring sustainable food systems.

UNEP is actively supporting partner countries to address biodiversity for nutrition and health in the evolving post-2020 Biodiversity framework.

In partnership with Biodiversity International and FAO, UNEP supported Brazil, Kenya, Sri Lanka and Turkey to mainstream agricultural biodiversity into national nutrition, food and livelihood security strategies and programmes through a cross-sectoral multi-level partnership approach<sup>43</sup>.

**In Brazil,** conservation of biodiversity for food and nutrition has been included as an indicator of biodiversity health in the national revisions to the National Biodiversity Strategy and Action Plan. Brazil also pledged \$60 million in budget allocations to protect the loss of national biodiversity for food and nutrition.

**In Kenya,** the Busia County Biodiversity Policy was developed and adopted – it highlights the importance of nutrient-rich local biodiversity. Eight farmer groups – trained on the sustainable production and marketing of African leafy vegetables – have signed contracts with 13 schools for the provision of indigenous greens at a fair set price. They have provided healthy meals to at least 5,500 students and the healthy greens are now included in institutional procurement programs.

**In Sri Lanka,** the project supported Hela Bojun – True Sri Lankan Taste, a series of 17 (TripAdvisor-rated!) local food businesses in which the women owners currently earn \$600-800 per month cooking and selling traditional dishes. This is equivalent to the average national monthly salary. Trained producers of agricultural biodiversity products were able to access a wider market and more consumers.

**In Turkey,** private sector wholesalers, such as Erüst Tarım, have started selling wild edible plant species in grocery stores. There is buzz around creating local food sections, like designated organic sections. Food festivals and diversity fairs celebrating local biodiversity for food and nutrition are now organized every April.

One of UNEP's greatest strengths is its ability to bring nations and other interested parties together in a shared endeavour to benefit people and the planet. This holds true also for terrestrial ecosystem management where we enable countries to improve their institutions to facilitate cross-sector collaboration.

Peatlands are highly efficient and compact carbon sinks. While peatlands cover only 3 per cent of the global land surface, they store nearly 550 billion tonnes of carbon – as much carbon as is contained in all terrestrial biomass and twice as much as in all the world's forests. Considering this, peatlands are one of the greatest allies and potentially one of the quickest wins in the fight against climate change. By conserving and restoring peatlands globally, we can reduce emissions and revive an essential natural carbon sink.

In March 2019, UNEP helped member states draw up a global resolution on the Conservation and Sustainable Management of Peatlands, which was adopted at the fourth UNEA. UNEP subsequently joined forces with the German Federal Agency for Nature Conservation and the Ministry for the Environment, Nature Conservation, and Nuclear Safety and other Global Peatlands Initiative members to provide technical guidance to 12 European Union countries on establishing key principles for development or revision of their national peatlands policies or strategies.

### South-South cooperation



South-South cooperation between the governments of the Democratic Republic of the Congo, Indonesia and the Republic of Congo enabled all three countries to improve their understanding of how best to manage peatlands.

After receiving technical and advocacy support from UNEP and the Global Peatlands Initiative<sup>44</sup> partners, the three countries signed the Brazzaville Declaration on Peatlands in 2018 to promote better management and conservation of the world's largest tropical peatlands, the Cuvette Centrale in the Congo Basin.

In 2019, UNEP worked to support the implementation of the declaration by facilitating a high-level exchange between the three signatory countries. UNEP also helped establish the International Tropical Peatlands Centre – a hub for research advancement and exchange of best management practices.

In another example of UNEP's ability to bring key players together, the Inter-faith Rainforest Initiative was launched in Colombia in November 2018 at an event convened by UNEP and a coalition of Colombian and global multi-faith partners. This Initiative brings together leaders from every major faith tradition, indigenous peoples, Afro-Colombian communities, climate scientists and NGOs in pledging to defend the Amazon and end deforestation.

### Harnessing the power of mangroves



One of the most effective ways to fight climate change and its effects is to use nature. Nature-based solutions include strengthening or restoring existing natural ecosystems, such as mangrove forests that protect our coasts by acting as natural buffers against storm surges, rising sea levels and erosion.

Mangroves and other 'blue carbon' ecosystems, like sea grasses and salt marshes, are also very efficient at storing carbon and provide a valuable nursery habitat for fish and crustaceans.

But we are losing them three to five times faster than the overall global forest losses. Estimates indicate that mangrove coverage has been halved in the past 40 years.

UNEP's Blue Forests project, in collaboration with GRID-Arendal and other partners, is working to harness the potential of mangroves, using the growing global market for carbon offsets. The idea is to test 'blue carbon' and other nature-based solutions and see how they can

<sup>44</sup> A global coalition led by UNEP and funded by Germany of over 32 organizations and 4 tropical peatland countries which committed to work together to reduce peatlands emissions to net zero by 2050 as a contribution to the Paris Agreement.

The Blue Forests Project is one of the first projects that is trading carbon credits from mangrove conservation and restoration.

be harnessed to fight climate change, boost conservation and provide sustainable livelihoods.

For example, in Kenya, UNEP is working with the Kenya Forest Service, the Kenya Marine and Fisheries Research Institute and other partners on the Vanga Blue Forests project in Kwale County, where many villages depend on fishing. Mangrove forests are a crucial breeding habitat for aquatic wildlife – with some 75 per cent of commercially fished species either spending part of their life cycle in mangrove ecosystems or depending on the habitat for food.

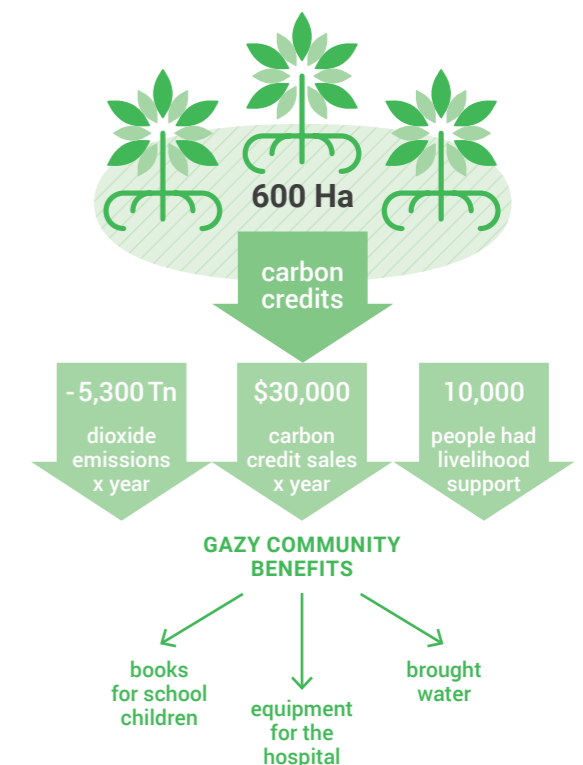
In June 2019, the Vajiki Community Forest Association participatory forest management plan was launched in Vanga, as part of the Blue Forests project with the support of the International Coral Reef Initiative and the UNEP coral reefs small grants programme.

According to the plan, mangroves in Kwale County will be co-managed by the Kenya Forest Service and the Community Forest Association. UNEP helped develop the plan while the Kenya Marine and Fisheries Research Institute provided technical support to the community.

The management plan includes the sale of carbon credits on the voluntary carbon market, verified by the Plan Vivo carbon trading standard. It builds on the success of a similar project in Gazi, a community just a few kilometres north, which has been trading mangrove carbon credits on the Voluntary Carbon Market since 2012.

**In Kenya, the Blue Forests Project led to the sustainable management of 600 hectares of mangroves, with carbon credits supporting the livelihoods of over 10,000 people in five villages, avoiding carbon dioxide emissions of 5,300 tonnes/year, and generating carbon credit sales of approximately \$30,000 per year. So far, the Gazi community has been able to buy books for school children and equipment for the hospital using the funds from the sale of carbon credits. They have also been able to bring water to their community.**

### Blue Forests Project - Kenya



Globally, this is one of the first projects that is trading carbon credits from mangrove conservation and restoration. The project will conserve and restore over 4,000 hectares of mangroves in Kwale County and support the livelihoods of over 8,000 people in fishing communities in the area through community development initiatives. UNEP is also helping governments in Ecuador and Madagascar, among others, to sustainably manage their mangrove ecosystems.

In October 2019, UNEP, in partnership with conservation group Blue Ventures, launched the world's largest community-based mangrove carbon finance conservation initiative in Madagascar. The initiative is set to offset global emissions, with verified 'blue carbon' credit sales providing funds to support local management of the marine protected area and to finance community development, including infrastructure, healthcare and education.

**Around 1,200 hectares of mangroves are being restored and sustainably managed by communities across the Velondriake locally managed marine area.**

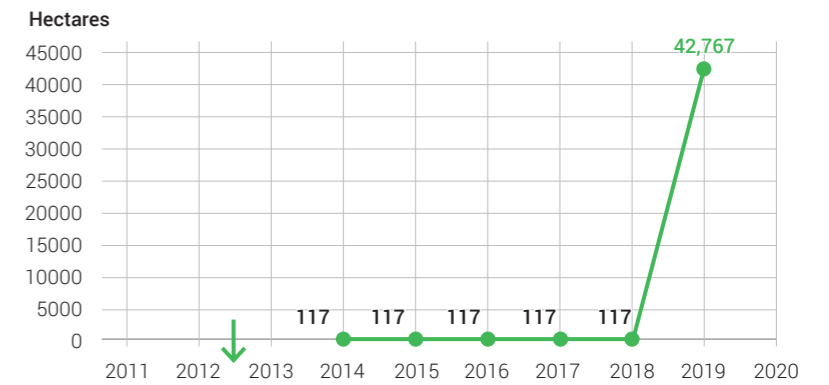
Meanwhile, in Ecuador, UNEP provided technical support to national partners to carry out scientific assessments, stakeholder consultations and negotiations, which resulted in conservation agreements between the central government and local communities to harvest mangrove clams sustainably.

**This work led to the development of a payment for ecosystem services scheme, which protects 41,000 hectares of mangroves in Ecuador.**



UNEP has developed a new strategy to help countries increase the number of education institutions integrating ecosystem approaches into their curricula.

**Hectares of mangroves sustainably managed in Ecuador, Kenya and Madagascar**



UNEP support contributed to the sustainable management of a total of 42,800 ha of mangrove ecosystems across Kenya, Madagascar and Ecuador in 2019, compared to a baseline of 117 hectares sustainably managed in the same targeted areas between 2015 and 2018

UNEP has developed a new strategy<sup>45</sup> to help countries increase the number of education institutions integrating ecosystem approaches into their curricula, which focuses on:

- supporting the integration of environmental education into a wide range of curricula in universities and technical and vocational education and training (TVET), in order to increase student awareness, encourage behavioural change and improve employment opportunities.
- the creation and diversification of public-private, non-formal and other relevant partnerships and initiatives in environmental education and education for sustainable development and sustainable lifestyles.

UNEP has been developing MOOCs, focusing on key environmental issues with numerous institutions and stakeholders, including the UN Development Programme, the SDG Academy, the Open University and Columbia University. Topics include marine litter; disaster risk reduction; environmental security and REDD+, among others.

A priority for UNEP is to help shift private financial flows towards improving ecosystems management. During 2018-2019, we increased our focus on long-term change by promoting efforts to embed environmental considerations in financial decision-making by public and private sector entities.

**By December 2019:**

- 18 public sector institutions tested the incorporation of the health and productivity of marine and terrestrial ecosystems in economic decision-making at the national level.<sup>46</sup>
- 82 financial institutions adjusted their business models to reduce their ecosystem-related risks and/or negative impacts on marine ecosystems while considering ecosystems/natural capital in decision-making and terrestrial ecosystems.<sup>47</sup>

UNEP also helped countries to standardize valuations and accounting of ecosystem services and goods and to incorporate natural capital in sustainable development monitoring systems, including in inclusive wealth accounting

By the end of 2019, six countries (Brazil, China, India, Mexico, South Africa and Uganda) had initiated the development of experimental ecosystem ac-

**Inclusion of ecosystems in economic decision-making**

<sup>45</sup> Responding to Resolution UNEA-2/3 and SDG 4.7

counting through the System of Environmental-Economic Accounting (SEEA), a framework that integrates economic and environmental data to provide a more comprehensive view of the links between the economy and the environment.

In November 2018, the first comprehensive web-based tool linking environmental change with its economic consequences – ENCORE – was launched at a UNEP FI Global Roundtable in Paris. It was produced by the Natural Capital Finance Alliance, a collaboration between UNEP FI and Global Canopy, in partnership with the World Conservation Monitoring Centre.

In January 2019, we also produced a step-by-step guide to help financial institutions conduct rapid natural capital risk assessments and to understand how environmental change, such as ocean pollution or deforestation, might affect their portfolios. The guide – Integrating Natural Capital in Risk Assessments – has been piloted by five banks and complements the ENCORE tool.

## Counting the cost of nature in business



As the private sector increasingly realizes the extent of our biodiversity loss, environment degradation and climate emergency, banks are stepping up to integrate this new reality into their business frameworks. After all, many of their clients are on the frontline, whether they are farmers facing more frequent droughts or businesses threatened by flooding.

Natural capital – the world’s stock of natural assets such as soils and water – affects all economic activities, directly and indirectly. Businesses depend on it for direct inputs, such as water and materials, but also experience indirect effects as when environmental degradation, for example floods or erosion, affect production processes.

ENCORE, the first comprehensive web-based tool linking environmental change with its economic consequences, allows financial institutions to assess their exposure to events like deforestation, pollution of the oceans, droughts, changes in biodiversity and soil degradation. It can also be used to identify key opportunities for investment in the transition to a green economy.

**A showcase assessment of the FTSE 100, carried out in 2018 using information in ENCORE, found that in 13 of the 18 sectors that make up the index – a total of \$1.6 trillion in net market capitalization – is associated with production processes that have high (or very high) material dependence on nature. For example, cereal crops rely on pollination, while metal processing relies on water availability.**

Pull-out: “With the launch of ENCORE and the natural capital risk framework for banks, the finance sector has for the first time systematic and robust information on how nature and the economy connect.”

The development of the ENCORE tool is part of the Advancing Environmental Risk Management project, run by the Natural Capital Finance Alliance, to help financial institutions integrate the risks they face because of environmental degradation.

ENCORE has a database covering 167 economic sectors and 21 ecosystem services and it helps fill some of the data gaps around natural capital risk. By using ENCORE, financial institutions are better equipped to bring natural capital considerations into their decision-making, and this can spur innovations that will accelerate moves towards sustainable consumption and production.

ENCORE data has identified the three sectors most materially dependent on nature: agriculture, aquaculture and fisheries, and forest products. Sectors such as utilities, oil and gas and mining were also found to have a very high dependence on ecosystem services. The three most important ecosystem services for the global economy were found to be: water provision, climate regulation and flood protection.

46 Brazil (Federal University of Rio de Janeiro; Institute for Geography and Statistics), Cameroon (Ministry of Environment, Protection of Nature and Sustainable Development), China (National Bureau of Statistics), Egypt (Ministry of Environment), Ecuador (Ministry of Environment), Ghana (National Biosafety Authority), India (Indian Institute of Science; Ministry of Statistics and Programme Implementation), Kenya (Forest Service), Mexico (National Institute of Statistics and Geography), Mozambique (Ministry of Land Environment and Rural Development), Republic of Congo (Ministry of Sustainable Development, Forest Economy and Environment), South Africa (National Biodiversity Institute; Department of Environmental Affairs in South Africa; Statistics South Africa) and Uganda (Ministry of Water and Environment; National Environment Management Authority).

47 Actiam, Addenda Capital, Althelia Ecosphere, Australia and New Zealand Banking Group (ANZ), Aviva, Banorte, Banque Nationale de Paris (BNP), Barclays, Banco Bilbao Vizcaya Argentaria (BBVA), Bentall Kennedy, Bradesco, Caisse de dépôt et placement du Québec, Caixa Econômica Federal, Citi, Citibanamex, Citibanamex Pension Fund, Citigroup, City Developments Ltd, Desjardins Group, DNB, DNB Asset Management, ENCORA, European Investment Bank, FirstRand Bank, Green Fins, Industrial and Commercial Bank of China (ICBC) Ltd, Investa Property Group, Banca Itau, Kommunal Landspensjonskasse, LaSalle Investment Management, La Française Group, Link Real Estate Investment Trust (Link REIT), M&G Real Estate, Manulife Asset Management, National Australia Bank (NAB), Nordea Investment Management AB, Norges Bank Investment Management, Nedbank, BNP Paribas, Piraeus Bank, Rabobank, Rockefeller Asset Management, Royal Bank of Canada (RBC), Santander, Standard Chartered, Société Générale, Storebrand Asset Management, TD Asset Management, TD Bank Group, Trust Funds for Rural Development (FIRA), UniCredit and Union Bank of Switzerland (UBS).

48 <https://www.unepfi.org/news/industries/investment/changing-course-unep-fi-and-twenty-institutional-investors-launch-new-guidance-for-implementing-tcfd/>

49 <https://www.unepfi.org/ecosystems/sustainable-blue-economy-finance/>

50 <https://www.unepfi.org/banking/bankingprinciples/>

## Opportunities and challenges

We are also delving deeper into specific sectors. In 2019 UNEP launched a guide on assessing natural capital credit risk in agriculture. This vital sector is particularly vulnerable to the effects of climate change and human degradation of ecosystems, while also being a driver of the latter. The guide helps financial institutions assess risk by considering factors such as water availability, soil health, biodiversity and emissions, among others.

The guide is consistent with the leading international standard for including natural capital in business decision-making, the Natural Capital Protocol, and complements the ENCORE tool.

In May 2019, 20 institutional investors from 11 countries convened by UNEP FI launched comprehensive investor guidance to help assess how climate change and climate action could affect global investor portfolios. The assessments enable investors to be more transparent about their climate-related risks and opportunities in line with the recommendations from the Financial Stability Board’s Task Force on Climate-related Financial Disclosures<sup>48</sup>. They will also help investors contribute to and benefit from the transition to low-carbon and climate-resilient economies.

UNEP is also working to increase knowledge on the benefits of using our oceans and marine ecosystems sustainably. In November 2019, UNEP FI launched the Sustainable Blue Economy Finance initiative<sup>49</sup> to accelerate the use of blue economy-related finance policies, practices and financial instruments to preserve marine ecosystems and ringfence the sustainability of economies that rely on our oceans and seas.

2021 marks the start of the UN Decade on Ecosystem Restoration, a global call to action that will draw together political support, scientific research and financial muscle to massively scale up the restoration of degraded and destroyed ecosystems as a proven measure to fight the climate crisis and enhance food security, water supply and biodiversity.

A critical moment for nature will come in October this year when the world agrees on a new post-2020 framework for biodiversity at the 15th meeting of the Conference of the Parties to the UNEP-hosted Convention on Biological Diversity in Kunming, China. In addition to ambitious, measurable targets, success will only come with a real commitment to action from all sectors of government and society – especially business.

In September 2019, UNEP Executive Director Inger Andersen called on banks that are signatories to the Principles for Responsible Banking to make a collective commitment to protect biodiversity and nature in this super year.<sup>50</sup>

UNEP is exploring the feasibility of mobilising the financial sector on this, as part of an industry response to the landmark report by the UNEP-hosted IPBES, which warned that the pace of nature’s decline is unprecedented in human history.

Raising awareness around mainstreaming biodiversity in economic sectors such as agriculture, forestry, fisheries, tourism, energy and mining could yield more tangible, relevant policies in the finance sector. We are investigating whether the approach that led to collective climate commitments can be extended to biodiversity, although we realize this may take some time.

To this end, UNEP is working with the World Conservation Monitoring Centre and Global Canopy to further develop methodologies and tools to integrate biodiversity and ecosystems into financial decision-making. We plan to include this approach in an online tool for financial institutions to align their portfolios with global biodiversity targets, which we hope to launch at the 2020 biodiversity COP15 talks.

50 <https://www.unepfi.org/banking/bankingprinciples/>

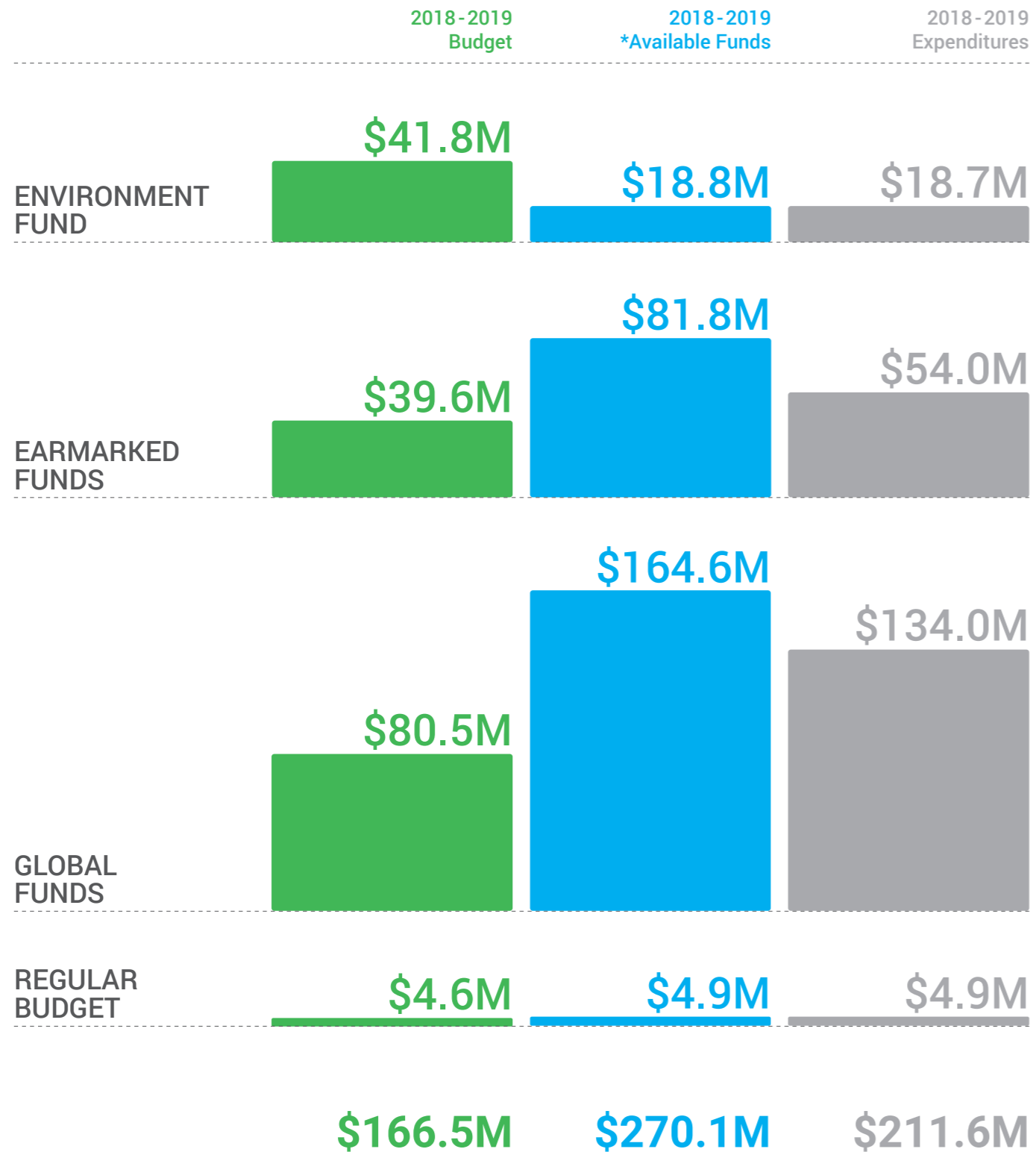
## FINANCIAL OVERVIEW

> Out of the planned Environment Fund budget for 2018-2019 of \$41.8 million, only \$18.8 million was received. This was part of an overall trend whereby UNEP received a smaller amount of Environment Fund contributions than originally projected

> Earmarked funds compensated to some degree for the Environment Fund shortfall. The sub-

programme received \$81.8 million (against a planned budget of \$39.6 million) from earmarked funds contributions. However, as some of this amount represents multiyear contributions, only part of it can be counted against 2018-2019.

> Overall expenditure for the biennium, therefore, stands at \$211.6 million, which is 127 per cent of the target budget of \$166.5 million.



(\*) Includes multiyear contributions beyond 2019



## Environmental governance

UNEP's work on environmental governance involves supporting the achievement of internationally agreed environmental goals, and the implementation of the 2030 Development Agenda, focusing on the following two areas:

**Policy coherence and SDGs:** helping countries, the United Nations system, international organizations, and international forums work together to achieve environmental objectives.

**Legal and institutional frameworks:** supporting national efforts to develop stronger legal frameworks and implementation capacities, the embedding of environmental objectives in sustainable development planning, policymaking and budgeting, and the development of partnerships to foster wide participation.

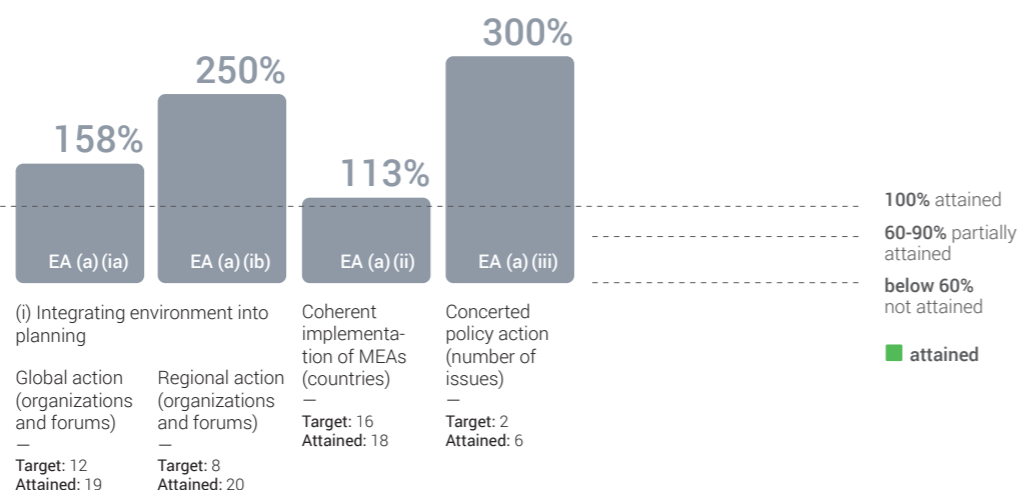
By December 2019, this subprogramme had met or exceeded 7 of its 8 indicator targets, and partially met 1.



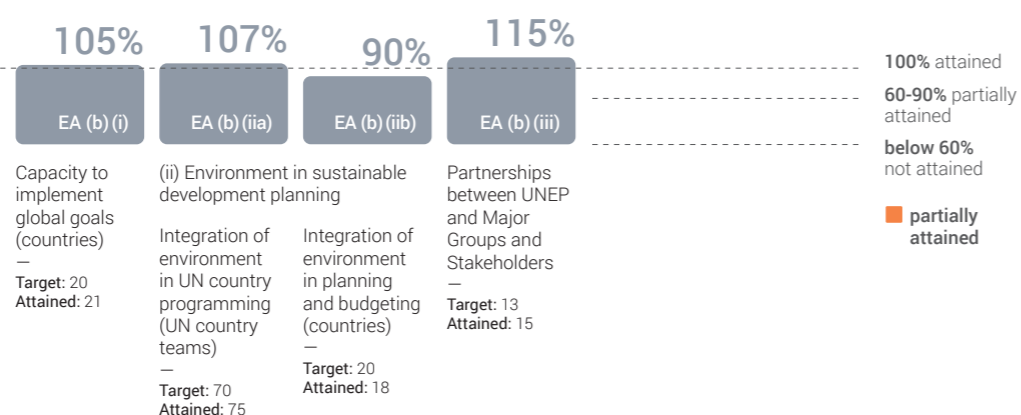


## INDICATORS OF ACHIEVEMENT EXPECTED ACCOMPLISHMENT

### POLICY COHERENCE & SDGs



### LEGAL & INSTITUTIONAL FRAMEWORKS



## Policy coherence and SDGs

UNEP has been working to enhance policy coherence for achieving sustainable development in a balanced and integrated manner – for ensuring coherence between policies at various levels of government; for ensuring that policies in different sectors are mutually supportive and do not work against each other; and for addressing the impacts of domestic policy internationally. Furthermore, the United Nations Environment Management Group engages its collective capacity in coherent management responses to those issues.

UNEP worked with partners to strengthen institutions and to support the design, implementation and enforcement of relevant laws and regulations. These contribute to improved governance of natural resources as well as address climate risks and implement the Paris Agreement.

UNEP is actively working to combat environmental crime, which is growing at 2-3 times the rate of the global economy over the last decade<sup>51</sup>. Working with judges, prosecutors and enforcement agencies, we have strengthened national capacities to respond to environmental crimes.

2020 marks the start of a decade of action on our ambitious blueprint for a better future, the SDGs. Fourteen out of the 17 SDGs are underlined by nature's productive systems, and UNEP is the custodian agency for 26 indicators. We are working closely with member states to increase indicator data availability and inform policy action to implement the environmental dimension of Agenda 2030.

A key element of UNEP's work involves helping countries establish and strengthen policy, legal and institutional measures to achieve the SDGs and other global environmental targets. We provide governments with guidance, expertise, and tools on environmental laws, policy and regulation, and help them meet their environmental commitments.

During 2018-2019, through active engagement with partners, UNEP influenced or contributed to the mainstreaming of environmental sustainability into decisions, plans or policies of national, regional or global significance.

On human rights, with UNEP's engagement and support, the Human Rights Council adopted resolutions on Human Rights and the Environment<sup>52</sup>, on Human Rights and Climate Change<sup>53</sup> and on recognizing the contribution of environmental human rights defenders to the enjoyment of human rights, environmental protection and sustainable development<sup>54</sup>. Subsequently, the UN General Assembly adopted a resolution<sup>55</sup> recognizing the role played by human rights defenders in the promotion and protection of human rights as they relate to enjoyment of a safe, clean, healthy and sustainable environment. *The Safe Climate*<sup>56</sup> report of the UN Special Rapporteur on human rights and the environment also incorporated UNEP policy advice.

Several UN system-wide sustainability approaches progressed with UNEP engagement, including:

- The Sustainable UN approved the first phase of the strategy for Sustainability Management in the UN System 2020-2030.<sup>57</sup>
- The Chief Executive Board for Coordination with the UN Environment Management Group developed a Strategy for Sustainability Management in the UN system 2020-2030.<sup>58</sup>
- The UN Task Team on Common Premises adopted the UNEP Initial Environmental Guideline for UN Common Premises and integrated it into the UN Common Premises flow.<sup>59</sup>
- The UN Office in Geneva adopted their Environmental Policy.<sup>60</sup>
- The UN General Assembly adopted a UN system-wide plan of action for the third UN Decade on the Eradication of Poverty. The action plan was prepared in coordination with the UNEP-UNDP (United Nations Development Programme) Poverty Environment Initiative.

The world produces as much as 50 million tonnes of electronic and electrical waste (e-waste) a year, only 20 per cent of which is formally recycled. In January 2019, the World Economic Forum, in coordination with the UN e-waste coalition, released a guide<sup>61</sup> on rethinking the value chain of electronics to adopt a circular flow. UNEP, through Greening the Blue, is continuing the dis-

51 [https://wedocs.unep.org/bitstream/handle/20.500.11822/7662/-The\\_rise\\_of\\_environmental\\_crime\\_A\\_growing\\_threat\\_to\\_natural\\_resources\\_peace%2C\\_development\\_and\\_security-2016environmental\\_crimes.pdf?sequence=3&isAllowed=y](https://wedocs.unep.org/bitstream/handle/20.500.11822/7662/-The_rise_of_environmental_crime_A_growing_threat_to_natural_resources_peace%2C_development_and_security-2016environmental_crimes.pdf?sequence=3&isAllowed=y)

52 Resolution A/HRC/37/L.19 during its 37th Session, available at <https://documents-dds-ny.un.org/doc/UNDOC/LTD/G18/065/78/PDF/G1806578.pdf?OpenElement>

53 Resolution A/HRC/RES/38/4 during its 38th Session, available at <https://undocs.org/en/A/HRC/RES/38/4>

54 Resolution A/HRC/40/L.22/Rev during its 40th Session, available at <https://undocs.org/A/HRC/40/L.22/Rev.1>

55 <https://undocs.org/en/A/C.3/74/L.31/Rev.1>

56 The 3rd Committee of the General Assembly adopted resolution A/C.3/74/L.31/Rev.1, available at [https://wedocs.unep.org/bitstream/handle/20.500.11822/30158/Safe\\_Climate\\_Report.pdf?sequence=1&isAllowed=y](https://wedocs.unep.org/bitstream/handle/20.500.11822/30158/Safe_Climate_Report.pdf?sequence=1&isAllowed=y)

57 <https://www.unsceb.org/CEBPublicFiles/CEB.2019.3%20-%20HLCM37%20Session%20Report.pdf>

58 <https://www.unsceb.org/CEBPublicFiles/CEB.2019.3%20-%20HLCM37%20Session%20Report.pdf>

59 <https://wecollaborate.unep.org/download/attachments/15761549/RE%20Greening%20the%20Blue%20Initial%20Environmental%20Guidelines%20for%20UN%20Common%20Premises.msg?api=v2>

60 [https://www.unog.ch/80256EDD006AC19C/\(httpPages\)/8EE31679520964E2802577210049FD2F?OpenDocument](https://www.unog.ch/80256EDD006AC19C/(httpPages)/8EE31679520964E2802577210049FD2F?OpenDocument)

61 [http://www3.weforum.org/docs/WEF\\_A\\_New\\_Circular\\_Vision\\_for\\_Electronics.pdf](http://www3.weforum.org/docs/WEF_A_New_Circular_Vision_for_Electronics.pdf)

cussions on the UN e-waste coalition<sup>62</sup> and is working with the Department of Operational Support on enhancing environmental sustainability of UN field missions as highlighted in the Resilience to Disasters and Conflicts subprogramme.

UNEP catalysed several high-level policy decisions. In July 2018, the High-Level Political Forum adopted a ministerial declaration<sup>63</sup> welcoming the main outcomes of UNEA-3. UNEP supported the development and launch of the Faith for Forests declaration<sup>64</sup> at the UN Climate Action Summit.

The World Trade Organization developed and launched a Sustainable Procurement Policy, with support of the UNEP-administered Sustainable UN<sup>65</sup>. Leading global labour (International Labour Organization(ILO)), economic(Organisation for Economic Co-operation and Development (OECD))and environment (UNEP) institutions came together for the first time to commit to new principles to achieve green and fair economies.<sup>66</sup> The UN Office for Drugs and Crime (UNODC) published a guide on addressing corruption for wildlife management authorities, with inputs from UNEP.<sup>67</sup>

From a regional lens, UNEP collaborated with UN Economic Commissions<sup>68</sup> on regional sustainable development forums<sup>69</sup> and with environment and health ministerial forums on regional ministerial declarations on the environment. UNEP also supported regional preparation for UNEA-4. The 7<sup>th</sup> Special Session of the Africa Ministerial Conference on the Environment deliberated on key issues to be considered during UNEA-4,<sup>70</sup> and its 17<sup>th</sup> Ordinary Session adopted the Durban Declaration on taking action for environmental sustainability and prosperity in Africa.<sup>71</sup>

### Coherent implementation of Multilateral Environmental Agreements (MEAs) at the national level

UNEP works with and through the 15 MEAs hosted by UNEP to advance progress on critical issues from biodiversity and ecosystems to regional seas and chemical waste management. UNEP serves as a docking station for these accords, which illustrate the power of collective action to tackle environmental issues that are too big for any one nation alone.

UNEP has provided advisory services to 15 countries<sup>72</sup> and promoted synergies in the implementation of MEAs and other multilateral institutional arrangements in these countries. The support resulted in the integration of the MEA priorities into national policy documents, strategies, action plans or institutional frameworks and approaches for the coherent implementation of multiple MEAs or other multilateral mechanisms. For example, UNEP collaborated with the CITES Secretariat and helped The Gambia in 2018 to draft its International Trade in Wild Fauna and Flora Act.

Enhanced cooperation between biodiversity MEAs took place in the context of developing a Post-2020 global biodiversity framework. UNEP contributed analysis on the possible shape of a future framework. UNEP also contributed to recent decisions and resolutions taken by MEAs such as the Ramsar Convention.<sup>73</sup>

### Concerted policy action at the international level

At the international level, through support from UNEP and under the aegis of the Economic Commission for Latin America and the Caribbean, 16 countries adopted the landmark Escazú Agreement<sup>74</sup>, the first binding treaty to grant environmental rights the same legal status as human rights. UNEP has supported negotiations throughout the entire process and continues supporting concerted policy action for its implementation. UNEP also implemented the UN General Assembly resolution 72/277 towards a global pact for the environment.<sup>75</sup> The Assembly established an ad hoc open-ended working group to consider an evidence-based report that identified and assessed gaps in international environmental law and environment-related instruments with a view to strengthening their implementation. The working group presented its recommendations during the first half of 2019, following a series of meetings for which UNEP provided the Secretariat and substantive support.<sup>76</sup>

## First Environmental Rule of Law Report highlights enforcement gaps



In January 2019, UNEP published the first global assessment of environmental law and revealed that a lack of political will to fully implement and enforce legislation is one of the greatest challenges to mitigating climate change, reducing pollution, and preventing widespread species and habitat loss.

**Two months later, the Supreme Court of India cited UNEP and the report in a ruling on a proposed airport that was to be constructed in an eco-sensitive area in the state of Goa.<sup>77</sup> The decision judicially recognized the concept of environmental rule of law for the first time in India.**

Quoting the UNEP report, the judges said that “environmental rule of law provides an essential platform underpinning the four pillars of sustainable development – economic, social, environmental and peace. Environmental rule of law becomes a priority particularly when we acknowledge that benefits of environmental rule of law extends beyond the environmental sector”.<sup>78</sup>

The airport was later given the go-ahead, but the state and concessionaire were told to comply with a series of conditions, including those on the need to preserve biodiversity.

The Indian court case shows just how important UNEP’s scientific research and analysis can be in setting the global agenda and supporting enforcement of environmental law. In the two weeks following the release of the Environmental Rule of Law First Global Report, it was mentioned 1,066 times in online news articles and social media posts around the world.

The report found that despite a 38-fold increase in environmental laws put in place since 1972, failure to fully implement and enforce these laws is exacerbating environmental threats. While international aid did help countries to enter into over 1,100 environmental agreements and develop many framework laws, neither aid, nor domestic budgeting, has led to the establishment of strong environmental agencies capable of effectively enforcing laws.

Quoting the UNEP report, the judges said that “environmental rule of law provides an essential platform underpinning the four pillars of sustainable development – economic, social, environmental and peace. Environmental rule of law becomes a priority particularly when we acknowledge that benefits of environmental rule of law extends beyond the environmental sector”.

The airport was later given the go-ahead, but the state and concessionaire were told to comply with a series of conditions, including those on the need to preserve biodiversity.

The Indian court case shows just how important UNEP’s scientific research and analysis can be in setting the global agenda and supporting enforcement of environmental law. In the two weeks following the release of the Environmental Rule of Law First Global Report, it was mentioned 1,066 times in online news articles and social media posts around the world.

The report found that despite a 38-fold increase in environmental laws put in place since 1972, failure to fully implement and enforce these laws is exacerbating environmental threats. While international aid did help countries to enter into over 1,100 environmental agreements and develop many framework laws, neither aid, nor domestic budgeting, has led to the establishment of strong environmental agencies capable of effectively enforcing laws.

61 [http://www3.weforum.org/docs/WEF\\_A\\_New\\_Circular\\_Vision\\_for\\_Electronics.pdf](http://www3.weforum.org/docs/WEF_A_New_Circular_Vision_for_Electronics.pdf)

62 <https://www.unenvironment.org/news-and-stories/press-release/un-report-time-seize-opportunity-tackle-challenge-e-waste>

63 [https://www.un.org/ga/search/view\\_doc.asp?symbol=E/HLS/2018/1&Lang=E](https://www.un.org/ga/search/view_doc.asp?symbol=E/HLS/2018/1&Lang=E)

64 <https://www.unenvironment.org/news-and-stories/story/faiths-forests-campaign-launched-climate-action-summit>

65 [https://www.wto.org/english/tratop\\_e/gproc\\_e/annexe\\_e.pdf](https://www.wto.org/english/tratop_e/gproc_e/annexe_e.pdf)

66 <https://www.greeneconomycoalition.org/assets/reports/GEC-Reports/Principles-priorities-pathways-inclusive-green-economies-web.pdf>

67 [https://www.unodc.org/documents/corruption/Publications/2019/19-08373\\_Scaling\\_Back\\_Corruption\\_ebook.pdf](https://www.unodc.org/documents/corruption/Publications/2019/19-08373_Scaling_Back_Corruption_ebook.pdf)

68 UN Regional Economic Commissions: Economic Commission for Latin America and the Caribbean, Economic Commission for Africa, Economic Commission for Europe, Economic and Social Commission for Asia Pacific.

69 African Ministerial Conference on the Environment (AMCEN), Council of Arab Ministers Responsible for the Environment (CAMRE), Latin America and the Caribbean, Asia Pacific Forum of Ministers, Asia-Pacific Regional Forum on Health and Environment

70 <https://www.unenvironment.org/news-and-stories/blogpost/fourth-session-african-regional-forum-sustainable-development-focuses>

71 [https://wedocs.unep.org/bitstream/handle/20.500.11822/30732/AMCEN\\_17Declaration.pdf?sequence=7](https://wedocs.unep.org/bitstream/handle/20.500.11822/30732/AMCEN_17Declaration.pdf?sequence=7)

72 Azerbaijan, Botswana, Benin, Burkina Faso, Cook Islands, Lao People’s Democratic Republic, Marshal Islands, Montenegro, Myanmar, Pakistan, Serbia, Solomon Islands, South Africa, Sudan and The Gambia.

73 Ramsar Convention Decisions XIII/24 and XIV/30 and resolution XIII/7

74 Antigua and Barbuda, Argentina, Bolivia, Brazil, Costa Rica, Dominican Republic, Ecuador, Guatemala, Guyana, Haiti, Mexico, Panama, Paraguay, Peru, Saint Lucia, Uruguay (<https://observatoriop10.cepal.org/en/treaties/regional-agreement-access-information-public-participation-and-justice-environmental>).

75 [https://wedocs.unep.org/bitstream/handle/20.500.11822/27611/St\\_Lucia.doc?sequence=1&isAllowed=y](https://wedocs.unep.org/bitstream/handle/20.500.11822/27611/St_Lucia.doc?sequence=1&isAllowed=y)

76 The recommendations of the working group now fall under the purview of the United Nations Environment Assembly for its consideration, in order to prepare, at its fifth session in February 2021, a political declaration for a United Nations high-level meeting.

77 [https://main.sci.gov.in/supremecourt/2018/43379/43379\\_2018\\_Judgement\\_29-Mar-2019.pdf](https://main.sci.gov.in/supremecourt/2018/43379/43379_2018_Judgement_29-Mar-2019.pdf)

78 <https://www.indialegallive.com/top-news-of-the-day/news/apex-court-refuses-urgent-hearing-go-a-airport-construction-case-74087>

## Legal and institutional frameworks

### Institutional strengthening

During 2018-2019, 19 countries<sup>79</sup> demonstrated progress in enhancing institutional capacity and legal frameworks as a result of UNEP support<sup>80</sup> as outlined in the table below:

Country	Environmental legislation	Implementation capacities
Afghanistan	✓	
Argentina	✓	
Bhutan		
Central African Republic	✓	
Equatorial Guinea	✓	
Eritrea	✓	
Gambia	✓	
Ghana		✓
Kenya		✓
Malawi		✓
Malaysia		✓
Mozambique		✓
Pakistan		✓
Sao Tome & Principe	✓	
Senegal		✓
Sierra Leone		✓
Solomon Islands	✓	
South Africa	✓	
Tunisia	✓	

### Regional and global initiatives to strengthen legal frameworks and institutional capacity building

Initiative	Environmental Legislation	Implementation Capacity
Asia Pacific		✓
Entebbe Action Plan	✓	
Global Review of Legislation on Environmental Impact Assessments	✓	
Guide on environmental law-making and oversight for SDGs	✓	
Latin America and the Caribbean National Ozone Officers		✓

79 Afghanistan, Argentina, Bhutan, Central African Republic, Eritrea, Equatorial Guinea, Ghana, Kenya, Latin America and the Caribbean National Ozone Offices, Malawi, Malaysia, Mozambique, Pakistan, São Tomé and Príncipe, Senegal, Sierra Leone, Solomon Islands, South Africa, The Gambia and Tunisia.

80 These include: Institutionalization of intersectoral dialogues focusing on the environment among sectoral national institutions; General and sectoral environmental legislation adopted or strengthened to address countries' environmental objectives and implement multilateral environmental agreements; Participatory mechanisms on environment integrated in national legislation; Clear mandate, budget and trained personnel in place for enforcement of national legislation; Evidence of participation of major groups and stakeholders in institutional decision-making processes (for example, as part of Environmental Impact Assessments), as reflected in footnote 45 of the approved programme of work and budget for the biennium 2018–2019.

82 Bolivia, Egypt, Kenya, Namibia, Malawi, Nepal, Burkina Faso, Benin, Rwanda, Bhutan, Cambodia, Burundi, Lesotho, Sudan, Cameroon, Niger, India, Pakistan, Philippines, South Sudan, Ghana, Liberia, Islamic Republic of Mauritania, Angola, Costa Rica, Chile, Ecuador, Sierra Leone and India.

83 Bangladesh, Bhutan, Mauritania, Rwanda, Kenya, Malawi, Liberia, Mongolia, Lao People's Democratic Republic, Colombia, Burkina Faso, Mozambique, Armenia, Indonesia, Uruguay, Viet Nam.

### Partnerships with major groups and stakeholders

84 Cameroon, Central African Republic, Democratic Republic of Congo, Ethiopia, Gabon, Kenya, Liberia, Malawi, Mozambique, Nigeria, Rwanda, Senegal, South Africa, Uganda, United Republic of Tanzania, Zambia, and Zimbabwe <http://www.pfi.org.cn/en/mission/2018-ranger-awards>

85 <https://www.environmental-governance.org/eci>

### Integration of Environment into Sustainable Development Planning

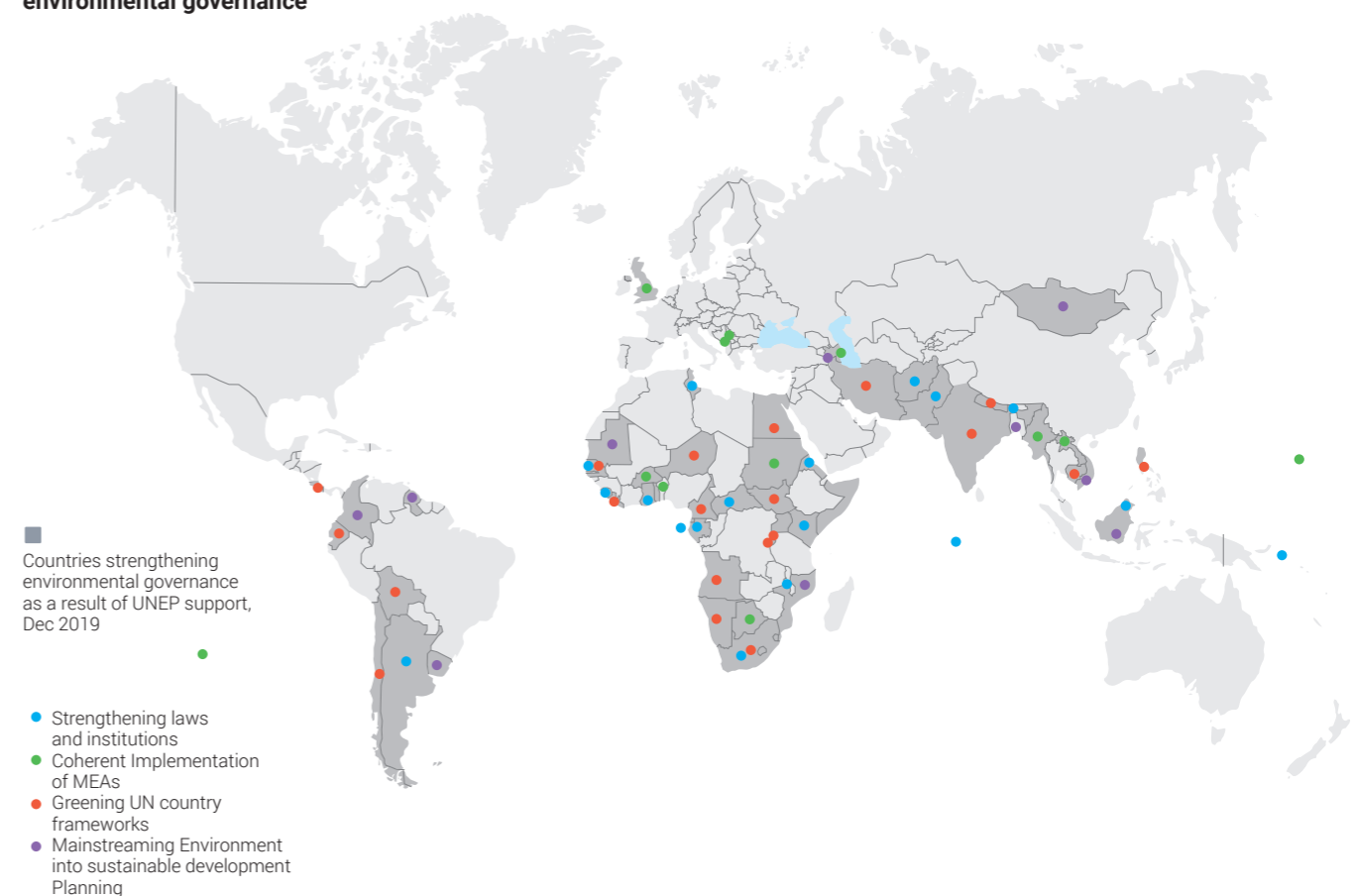
As a result of UNEP policy advice and expert technical support:

- 29 countries<sup>82</sup> integrated the environment into their United Nations Development Frameworks.
- 18 countries<sup>83</sup> integrated the environment into their national and sub-national planning and budgeting processes on sustainable development. For example, Bangladesh allocated 8.26 percent of its national budget for financial year 2018-2019 to protect the environment, addressing pollution, protection of biodiversity and tackling the adverse impact of climate. This is equivalent to 0.75 percent of the country's GDP and increased from 5.37 percent of the national budget in the 2014-2015 financial year.

UNEP continued to engage with major groups and stakeholders and partnered with several to promote the achievement of internationally agreed environmental goals:

- UNEP partnered with the Paradise Foundation International Rangers Award and recognised 50 rangers from 17 African countries who excelled in their duty, often risking their lives, to protect and conserve wildlife.<sup>84</sup>
- UNEP collaborated with the University of Massachusetts and identified ways to implement MEAs across Burundi, The Gambia, DRC, Ethiopia, Kenya, Tanzania, Uganda, and Rwanda, using the Environmental Conventions Index.<sup>85</sup>

### Strengthening environmental governance



## Opportunities and challenges

UNEP needs to expand our resource base to increase our reach, including in relation to our efforts to strengthen national legislation. UNEP also needs to address multiple country needs with a limited and rather unpredictable financial basis.

Despite a 38-fold increase<sup>86</sup> in environmental laws put in place since 1972, failure to fully implement and enforce these laws is one of the greatest challenges to mitigating climate change, reducing pollution, eliminate poaching, and preventing widespread species and habitat loss. While there are still gaps in many of the laws, the substantial growth of environmental laws has been dramatic. In 2022, UNEP's 50th anniversary will be an opportunity, not only to take stock, and outline new frameworks, but also to consider forward-looking decisions or commitments that go beyond the Agenda 2030 timeline. Since 1972, there have been many successes related to international environmental law, such as the synergistic implementation of the Rio Biodiversity Conventions and collaboration between the Basel, Rotterdam and Stockholm chemicals and waste conventions. The successes and lessons from these experiences can be carried forward and expanded upon in new agendas such as the Post-2020 Biodiversity Framework, the Secretary General's Decade of Action to deliver the global goals and the 5th Montevideo Programme for the Development and Periodic Review of Environmental Law.

The UN development system reforms present opportunities to:

- Increase coherence for system-wide mandates, core programming principles and collective results in the context of Agenda 2030, through the development of joint umbrella projects and the consideration of regional country programmes.
- Strengthen our relationship with regional commissions and other regional institutions through intensive collaboration, stronger engagement with the regional coordinators and increased support to the Regional Sustainable Development Forums and UN Country Teams.

Over the biennium, global environmental governance has evolved and presented opportunities, including through partnerships, which have enabled UNEP to deliver more than anticipated under this subprogramme. The 2030 development agenda, UNEA-4, the high-level political forums in 2018 and in 2019, various MEAs, as well as increasing awareness and engagement have resulted in important strides forward.

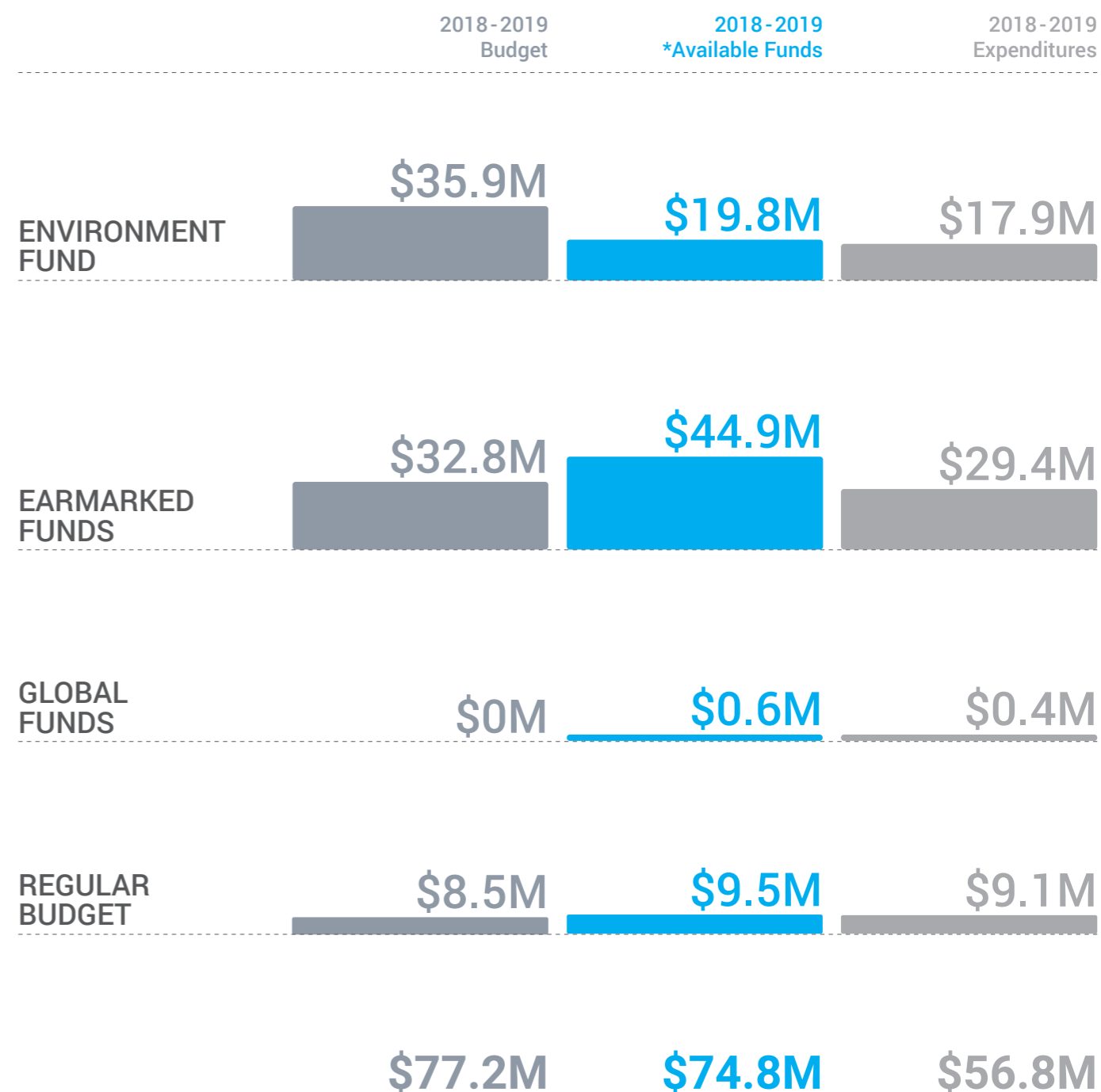
## FINANCIAL OVERVIEW

- > Out of the planned Environment Fund budget for 2018-2019 of \$35.9 million, only \$19.8 million was received. This was part of an overall trend whereby UNEP received a smaller amount of Environment Fund contributions than originally projected.
- > Earmarked funds compensated to some degree for the Environment Fund shortfall. The subprogramme received \$44.9 million (against a projected budget of \$32.8 million) from earmarked funds contributions. However, as some of this amount

represents multi-year contributions, only part of it can be counted against 2018-2019.

> For 2018-2019, the Environment Fund includes allocations and expenditures of \$1.9 million and \$0.7 million respectively from fund programme reserve.

> Overall expenditure for the biennium, therefore, stands at \$56.8 million, which is 74 per cent of the target budget of \$77.2 million.



(\*) Includes multiyear contributions beyond 2019

<sup>86</sup> Environmental Rule of Law: First Global Report: [https://wedocs.unep.org/bitstream/handle/20.500.11822/27279/Environmental\\_rule\\_of\\_law.pdf?sequence=1&isAllowed=y](https://wedocs.unep.org/bitstream/handle/20.500.11822/27279/Environmental_rule_of_law.pdf?sequence=1&isAllowed=y)



## Chemicals, waste and air quality

UNEP's work on chemicals, waste and air quality focuses on three areas:

**Chemicals:** assisting countries and other stakeholders to implement sound chemicals management and the related Multilateral Environmental Agreements.

**Waste:** assisting countries and other stakeholders to prevent waste and implement sound waste management.

**Air quality:** helping countries to develop strategies and policies to reduce air pollution.

By December 2019, this subprogramme had met or exceeded all its 9 indicator targets.

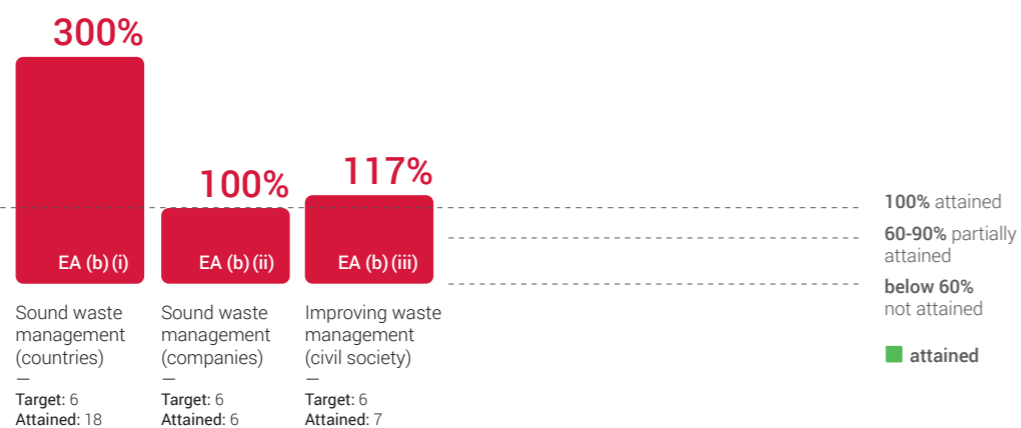


**INDICATORS OF ACHIEVEMENT EXPECTED ACCOMPLISHMENT**

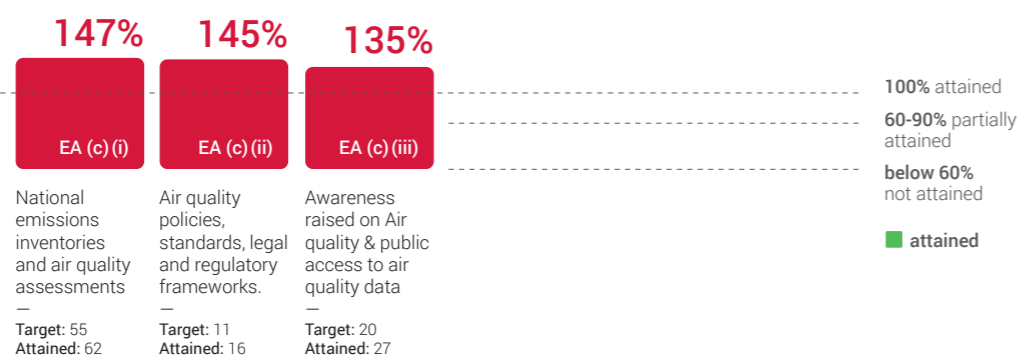
**CHEMICALS**



**WASTE**



**AIR QUALITY**



**Chemicals**

UNEP's second Global Chemicals Outlook (GCO-II), published in 2019, found that the size of the chemical industry, with a production capacity of 2.3 billion tonnes, exceeded \$5 trillion in 2017 and is projected to double by 2030.<sup>87</sup> While international treaties and voluntary instruments have reduced the risks of some chemicals and wastes, recognized as amongst the most hazardous ones by the global community, the report found that progress has been uneven and implementation gaps remain.

UNEP therefore worked with governments, businesses, industries and civil society to reduce pollution, and ensure the sound chemicals management, including through implementation of related multilateral environmental agreements, such as the Basel Convention on the Control of Transboundary Movements of Hazardous Wastes and their Disposal, the Rotterdam Convention on the Prior Informed Consent Procedure for Certain Hazardous Chemicals and Pesticides in International Trade, the Stockholm Convention on Persistent Organic Pollutants, the Minamata Convention on Mercury and the Montreal Protocol on Substances that Deplete the Ozone Layer, and SAICM.

UNEP has been advancing the implementation of relevant chemicals conventions and SAICM by providing coordination and secretariat support to different partnerships including the Global Mercury Partnership, the Global Alliance to Eliminate Lead Paint, the PCB Elimination Network (PEN) and the

<sup>87</sup> <https://wedocs.unep.org/bitstream/handle/20.500.11822/28113/GCOII.pdf?sequence=1&isAllowed=y>

**UNEP support to MEAs through GEF funding: newly approved initiatives in 2018-2019**

GEF initiatives	Focus of work	Implementation	Support to MEAs	Financing
GEF ISLANDS Programme	Works in 30 SIDS to improve the management of chemicals and wastes in their territories with strong private sector involvement (through the private sector incubator of the Inter-American Development Bank (IADB) and through involvement of the tourism sector).	UNEP leads the programme in which IADB, FAO and UNDP are also implementing agencies.	The programme addresses Minamata, Stockholm and SAICM	The programme is a \$66m GEF investment (\$40m directly with UNEP) and co-financing of \$418m
Full sized project on mercury mining in Mexico	Addresses the issue of primary mercury mining in Mexico and is a major contribution to the Minamata Convention as it will reduce the introduction of new mercury into the global cycle. The project is expected to have positive impacts on biodiversity and land degradation as well.	UNEP is the implementing agency for this project	This project is a major contribution to the Minamata Convention	The project is \$7m in GEF funding with co-financing from the Government of Mexico of \$48m
Medium sized project on circular economy of the electronics sector in Nigeria	Operationalizes Extended Producer Responsibility (EPR). The project is in the final stages of updating EPR policy and pilot schemes will be established to collect and manage 300 tonnes of e-waste. A global?? aims to increase circularity in the sector.	UNEP is the implementing agency for this project	The project contributes to Minamata Convention, Stockholm Convention and SAICM.	The project is \$2m GEF funding with co-financing of \$13m
Stockholm National Implementation Plan update for Guyana	Facilitate the implementation of the Stockholm Convention in Guyana through the review, update and submission of the National Implementation Plan (NIP) to the Conference of the Parties of the Stockholm Convention	UNEP	Stockholm Convention	\$250,000
Minamata initial assessments for Belize, Marshall Islands, Micronesia and Niue	Development of Minamata Initial Assessment in Belize, Marshall Islands, Micronesia and Niue	UNEP	Minamata Convention	\$150,000 (Belize) \$125,000 (Marshall Islands) \$125,000 (Micronesia) \$125,000 (Niue)
National Action Plan for Guyana	Development of National Action Plan for Artisanal and Small-Scale Gold Mining in the Co-operative Republic of Guyana	UNEP	Minamata Convention	\$435,000

Global Alliance for Alternatives to DDT; dedicated key activities to provide technical assistance and capacity building, and assistance to countries in mobilizing resources from the GEF and others.<sup>88</sup> In addition to enabling activities, three major GEF initiatives were approved during the biennium, including GEF ISLANDS programme for small islands developing states, the largest ever under the GEF chemicals and waste focal area.

In support of the Minamata Convention, UNEP helps countries carry out mercury assessments and build capacity to take important, mitigating measures in support of its implementation. The Global Mercury Assessment, released by UNEP in 2018, noted that mercury loads in some aquatic food webs are at levels of concern for ecological and human health.<sup>89</sup> It highlights that mercury emissions increased by 20 per cent from 2010 to 2015 and that human activities have increased total atmospheric mercury concentrations by 450 per cent above natural levels.

**During the reporting period:**

- 19 more countries ratified the Minamata Convention.<sup>90</sup>
- 4 more mercury initial assessments were completed to inform policy action.<sup>91</sup>

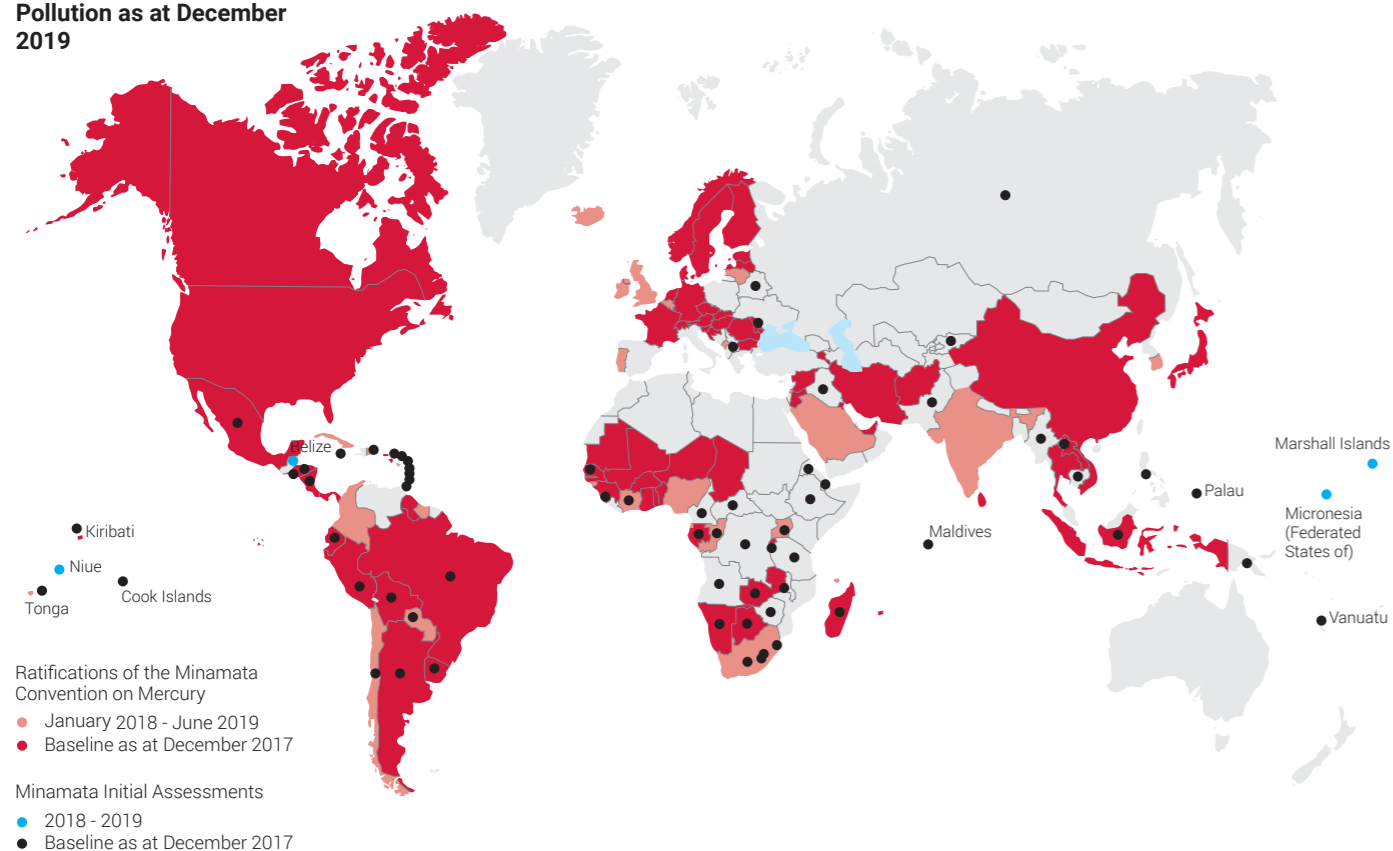
88 <http://chm.pops.int/TheConvention/ConferenceoftheParties/Meetings/COP9/tabid/7521/ctl/Download/mid/20311/Default.aspx?id=77&ObjID=26639>; <http://www.mercuryconvention.org/Meetings/COP3/tabid/7854/ctl/Download/mid/22141/language/en-US/Default.aspx?id=60&ObjID=313>; <http://www.saicm.org/Portals/12/Documents/meetings/OEWG3/inf/OEWG3-INF-6-Activities-IOMC-.pdf>

89 <https://www.unenvironment.org/resources/publication/global-mercury-assessment-2018>

90 Belgium, Chile, Colombia, Comoros, Congo (Republic of the), Côte d'Ivoire, Dominican Republic, Guinea Bissau, India, Ireland, Korea (Republic of), Lithuania, Montenegro, Nigeria, Paraguay, South Africa, Uganda, United Kingdom of Great Britain and Northern Ireland.

91 Belize, Micronesia, Marshall Islands and Niue

**Combating Mercury Pollution as at December 2019**



With support from GEF and others, UNEP assists Parties to the Stockholm Convention to share knowledge, carry out assessments, and take measures to eliminate or reduce the releases of Persistent Organic Pollutants (POPs) into the environment and protect human health through the development and updating of national implementation plans. In 2019, the Convention added two more POPs based on a rigorous scientific and socio-economic review, controlling a total of 30.

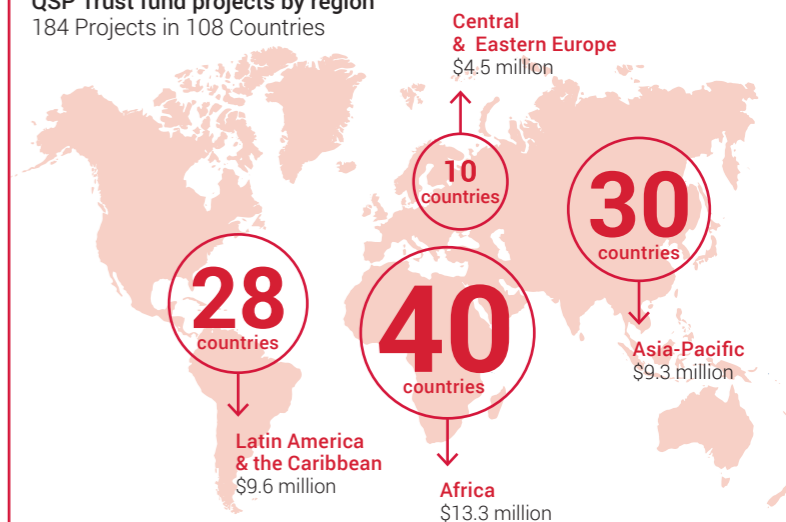
**Advancing sound chemicals management with the Quick Start Programme**

The Quick Start Programme (QSP) was established in 2006 by the first International Conference on Chemicals Management to help countries produce and use chemicals in ways that minimize adverse impacts on the environment and human health. It ended its operations in December 2019.

During its 13-year lifespan, the UNEP-administered QSP has played an important role in helping developing countries manage their chemicals safely by raising awareness and building institutional capacity.

From the \$140 million mobilized, of which \$48 million was from the QSP Trust Fund, 184 projects were approved, covering 108 different countries, including 54 Least Developed Countries and Small Island Developing States.

**QSP Trust fund projects by region**  
184 Projects in 108 Countries



Through multisectoral projects covering the environment, health, agriculture, industry, labour and science, the QSP has been instrumental in establishing and enhancing in all target countries institutional frameworks, information exchange and capacity building, as well as the creation of national chemicals profiles to understand the chemicals in their jurisdiction and to identify and address priorities for safe chemicals management that would be consistent with SAICM.

The QSP also enabled a range of key players to work together to help countries implement measures that integrated chemical and waste issues into the broader development of national agendas.

For example, it helped to protect human health and the environment from mercury in artisanal and small-scale gold mining in Cambodia and the Philippines, to strengthen national capacities for the sound management of priority carcinogenic chemicals in Bhutan, and to build capacities and raise awareness on integrated non-chemical control of mosquitoes in Albania.

**In Serbia, the QSP supported “The Fight to Know” campaign launched by the government, consumer associations and the UN Development Programme to provide consumers with information on dangerous substances in products. The campaign resulted in the removal of products containing excessive concentrations (>0.1 per cent) of phthalates from the Serbian market in 2019, while production and distribution of these products was banned.**

Other projects addressed accident preparedness and poison centres; implementation of chemicals and waste related conventions and systems for information collection and sharing, including pollutant release and transfer registers, and the Globally Harmonized System of Classification and Labelling of Chemicals.

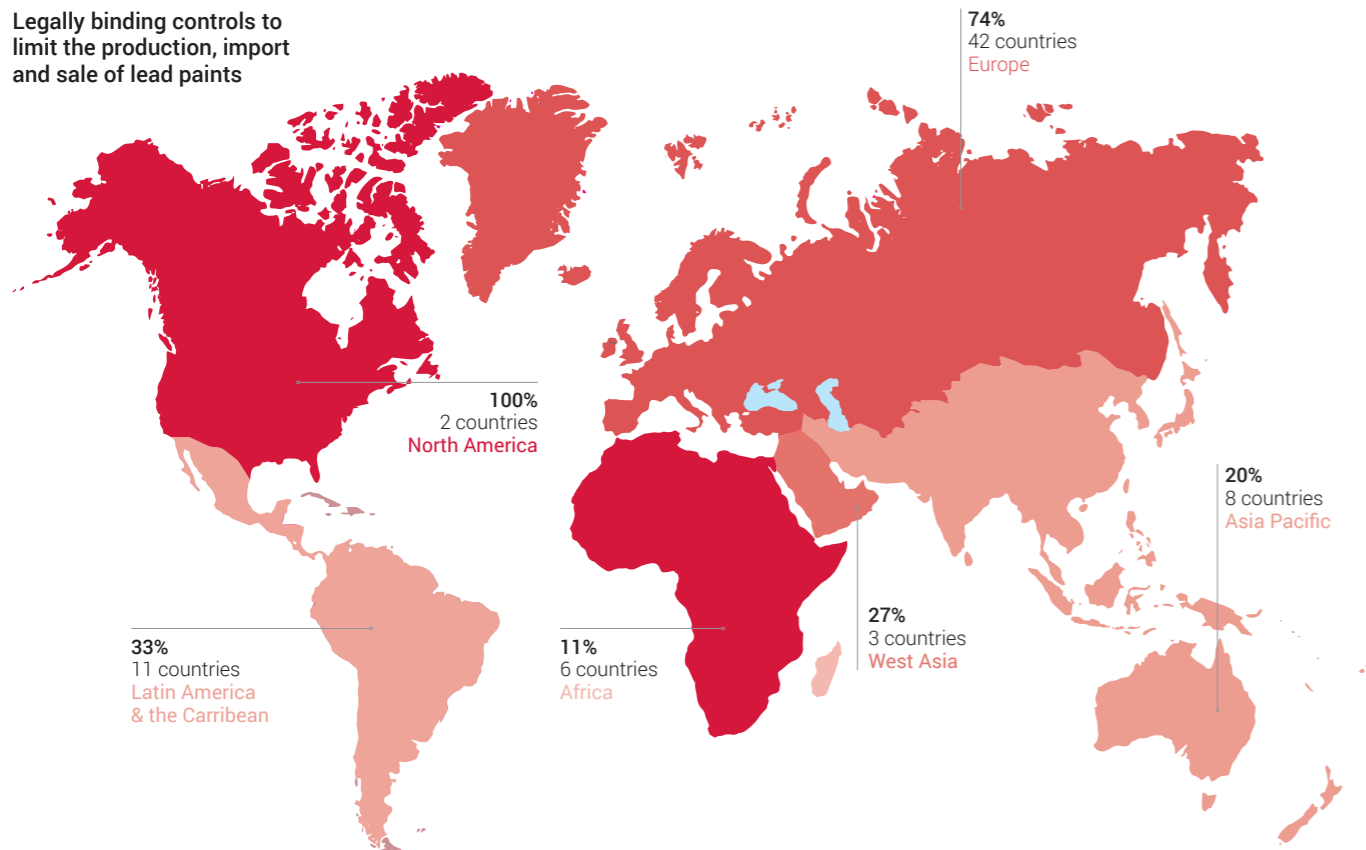
The Special Programme for Institutional Strengthening and Capacity Building established in September 2015, provides institutional support to developing countries and countries with economies in transition to enhance their capacity to develop, adopt, monitor and enforce policy, legislation and regulation for effective frameworks for the implementation of the Basel, Rotterdam and Stockholm Conventions, the Minamata Convention and SAICM. The current project portfolio totals \$11million and supports 42 eligible countries in strengthening their institutions and address national priorities.



**During 2018-2019, we also made progress on phasing out the use of lead:**

- 73 countries put in place legal limits for the use of lead in paints.<sup>92</sup>
- 13 new partners joined the Global Alliance to Eliminate Lead Paint (Lead Paint Alliance), whose Secretariat is jointly hosted by UNEP and the WHO.<sup>93</sup>

**Legally binding controls to limit the production, import and sale of lead paints**



By December 2019, 73 countries have legally binding controls to limit the production, import and sale of lead paint, this accounts for 38 per cent of all countries.



Short film on antimicrobial resistance in Asia and the Pacific (2019)

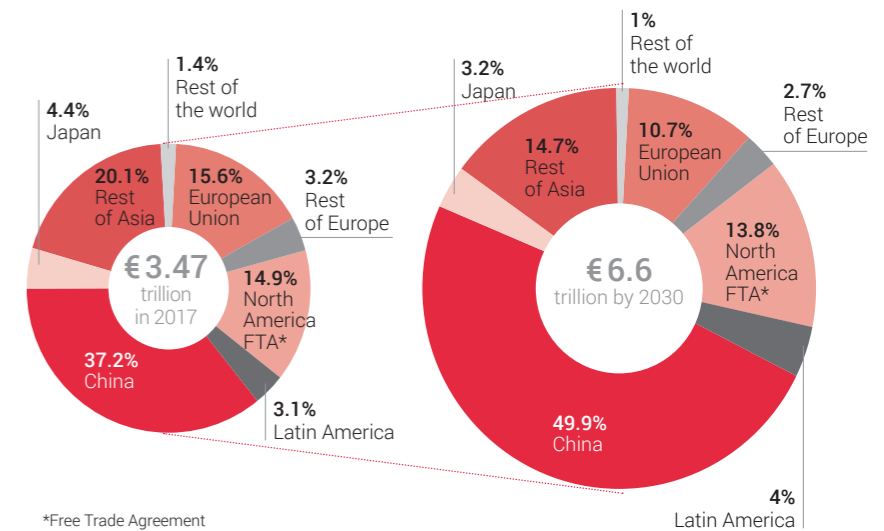
As no safe levels of lead exist, UNEP continues to work to phase out the manufacture, sale and import of lead paint as well as to establish standards and laws. During the 7th International Lead Poisoning Prevention Week in October 2019, NGOs and other groups organized activities to raise awareness and promote actions to avoid the health effects of lead exposure.<sup>94</sup>

Another critical issue on UNEP's environment and health radar is antimicrobial resistance, as it poses a real threat to global health and sustainable development. UNEP works to enhance understanding of how environmental pollution can contribute to the development of antimicrobial resistance as well as the pathways of exposure and long-term effects for humans, animals, plants and ecosystems.

During World Antibiotic Awareness Week in November 2019, UNEP joined with the WHO, the Food and Agriculture Organization, and the World Organization for Animal Health to spread awareness about antimicrobial resistance in Asia and the Pacific. A short film was produced to promote positive behaviour.<sup>94</sup>

The subprogramme has embraced environment and health as the overarching framework, connecting chemical, waste and air quality and related pollution prevention and mitigation. In response to UNEA Resolution 4/8, we are preparing reports on relevant issues where emerging evidence indicates a risk to human health and the environment. The report seeks to strengthen the knowledge base and thus help facilitate informed decision-making to address the relevant issues by governments, industry, civil society and academia, including in the context of the intersessional process considering the Strategic Approach and sound management of chemicals and waste beyond 2020.

Much work has been done during the biennium to facilitate the development of an ambitious 'Beyond 2020' framework to better manage risk and avoid the vast cost of inaction. The Global Chemicals Outlook noted that the framework must bring together all relevant sectors and organizations to foster collaborative action. If we get this right, it will not only result in the environmentally sound management of chemicals and all wastes throughout their life cycle (SDG 12.4)<sup>95</sup>, but also help halt biodiversity loss and contribute to achieving other SDGs through improved consumption behaviour and production practices around chemicals and waste. The international community is therefore working towards a new global deal to achieve the target set out in Goal 12 and avoid air, water and soil pollution resulting from the unsafe handling of harmful chemicals and waste, taking into account existing international conventions.



Global chemical sales (excluding pharmaceuticals) are projected to nearly double from €3.47 trillion in 2017 to €6.6 trillion by 2030. Source: Global Chemicals Outlook II, From Legacies to Innovative Solutions: Implementing the 2030 Agenda for Sustainable Development, 2019

<sup>94</sup> <https://www.youtube.com/watch?v=jK-dGvgqGAK>

<sup>95</sup> The SAICM goal is embedded in 2030 Agenda on Sustainable Development under SDG12.4.



## Waste

Under the theme 'Towards a pollution-free planet', the third United Nations Environment Assembly (UNEA-3) ministerial declaration called for an implementation plan that includes measures to prevent, reduce and manage waste and other forms of pollution. The Plan, developed in consultation with member states, was welcomed at UNEA-4 and recognized as the vehicle for prompt implementation of the objectives of the declaration, relevant resolutions and voluntary commitments. It serves as the framework for addressing pollution across UNEP and accelerates actions and measures that address capacity gaps in countries in pollution-related knowledge, implementation, infrastructure, awareness and leadership.

UNEP works with governments, businesses and civil society to develop waste management strategies that prioritize waste prevention, segregation for reuse and recycling, as well as treatment and disposal.

**Between 2018-2019, 15 governments addressed priority waste issues using tools and methodologies provided by UNEP.<sup>96</sup>**

For example, UNEP supported Kyrgyzstan's State Agency on Environment Protection and Forestry to compile an inventory of dumps and landfills and update waste management regulations through a consultative process involving major stakeholders.

UNEP also helped Indonesia draft a National Plastic Waste Reduction Plan that gives policy directions and specific targets to accelerate the reduction of plastic waste generation and increase plastic waste recycling, based on a circular approach.

UNEA-4 in March 2019, adopted several resolutions related to waste and a fourth resolution on marine litter and microplastics<sup>97</sup> that extended the mandate of the expert group to the next Environment Assembly in 2021 to further examine the barriers to and options for combating marine plastic litter and microplastics from all sources, especially land-based sources.

Tackling the toxic tide of marine litter suffocating our oceans requires urgent transboundary cooperation, at both international and regional levels. Marine litter and microplastics are mainly the result of mismanagement of plastic waste at various stages within the lifecycle of products. UNEP continues to push for action to stop plastic pollution of the environment – land, air and ocean – and to strengthen waste management systems across the world. This is done through advocacy, science-to-policy action, partnerships and country support.

In December 2019, UNEP published a global overview on the progress of countries in passing laws and regulations that limit the manufacture, import, sale, use and disposal of selected single-use plastics and microplastics that are major sources of marine litter. It was based on a review of national legally binding instruments that include bans and restrictions, taxes and levies, and waste management measures to enhance disposal, encourage reuse and recycling, and promote alternatives to plastic products.

UNEP has also extended its Clean Seas campaign to stop the toxic tide<sup>98</sup>. During UNEA-4, Antigua and Barbuda, Paraguay and Trinidad and Tobago joined the campaign, bringing the number of countries now involved in the world's largest campaign for combatting marine plastic pollution to 60.

In 2018, World Environment Day, our flagship day for promoting worldwide awareness and action for the environment, was dedicated to beating plastic pollution.<sup>99</sup> During the celebrations, which were hosted by India, a regional marine litter action plan was launched for the South Asian Seas Region. Four other regions – East Asian Seas, East Africa, the Pacific, and the Red Sea and Gulf of Aden – adopted similar plans in this reporting period. Voluntary action plans for the management of marine litter have now been adopted by 12 Regional Seas,<sup>100</sup> including six that are hosting regional nodes for the Global Partnership on Marine Litter (GPML).

96 Antigua and Barbuda, Belize, Cambodia, Dominica Republic, Grenada, Guyana, India (Varanasi), Jamaica, Kyrgyzstan, Maldives, Myanmar, Nepal, Saint Lucia, St. Kitts and Nevis and United Republic of Tanzania.

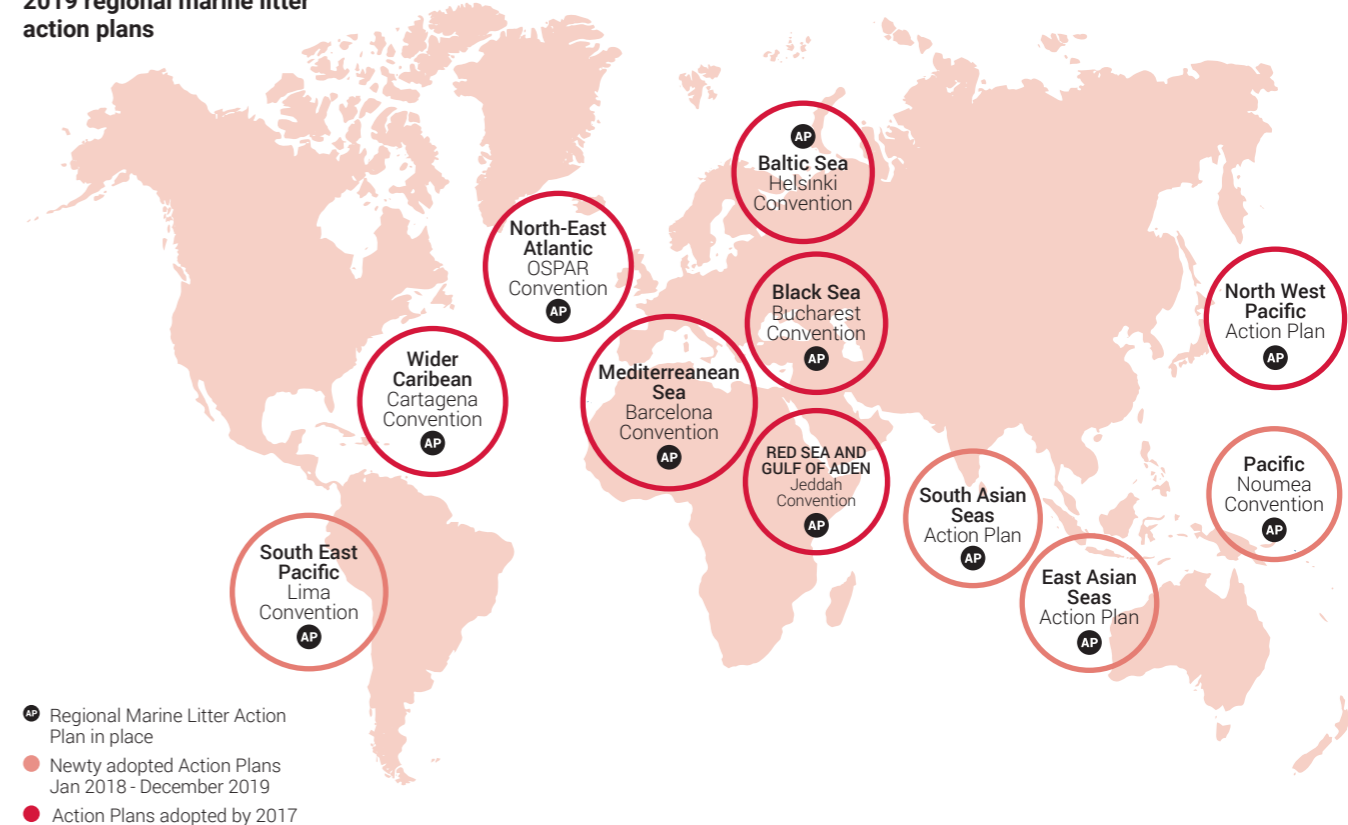
97 UNEA-1/6, UNEA-2/11, UNEA-3/7 and UNEA-4/6.

98 <https://www.cleaneas.org/>

99 <https://www.unenvironment.org/interactive/beat-plastic-pollution/>

100 East Asian Seas, Pacific; North West Pacific, South Asian Seas, South East Pacific, Wider Caribbean, North-East Atlantic, Eastern Africa, Red Sea and Gulf of Aden, Mediterranean Sea, Baltic Sea, and Black Sea

### January 2018 – December 2019 regional marine litter action plans



Our efforts to prevent marine litter have also expanded to include rivers as important pathways. Some of the world's largest rivers account for much of the plastic flowing into our oceans. For example, the Plastic Waste Reduction campaign by the Mississippi River Cities and Towns Initiative has seen state legislators and mayors of cities and towns along the Mississippi River commit to reduce plastic waste as part of Clean Seas. The campaign also brought together private sector and sub-national policymakers to reduce plastic production, improve waste management capabilities, and consider political options for reducing pollution from single-use plastic products. In Asia, UNEP is focusing on monitoring and assessment of plastics in rivers and developing countermeasures to prevent plastic leakage into major rivers, such as the Mekong and Ganges.

In Africa, challenges associated with inadequate infrastructure for sanitation provision and wastewater management put further pressure on rivers at a time when volumes are increasing due to population growth and expansion in industry and agriculture. In partnership with the African Development Bank and GRID-Arendal, UNEP developed an online sanitation and wastewater story map,<sup>101</sup> that won the first place in a contest run by ESRI, a global leader in geospatial data innovation for decision-making.

Under the Basel Convention, governments of 187 countries agreed in May 2019 to control the movement of plastic waste between national borders and set up a new partnership on plastic waste, which includes UNEP as a member.<sup>102</sup> Other UNEP contributions to the Convention cover participation in the Environmental Network for Optimizing Regulatory Compliance on Illegal Traffic and activities carried out by the Convention's Compliance and Implementation Committee.

The Basel Convention entered into force in 1992, with the overarching objective of protecting human health and the environment against the adverse effects of hazardous wastes and other wastes requiring special consideration. UNEP considers supporting parties in the three main aims of the convention: the reduction of waste generation; promotion of environmentally sound management; and control of transboundary movements. Focus in the past biennium has been on specific waste streams, such as e-wastes, used lead batteries and household waste.

101 <https://grid-arendal.maps.arcgis.com/apps/Cascade/index.html?appid=caf411c40c3442b782406de631bddb2f>

102 <http://www.basel.int/Implementation/Plasticwastes/Overview/tabid/6068/Default.aspx>

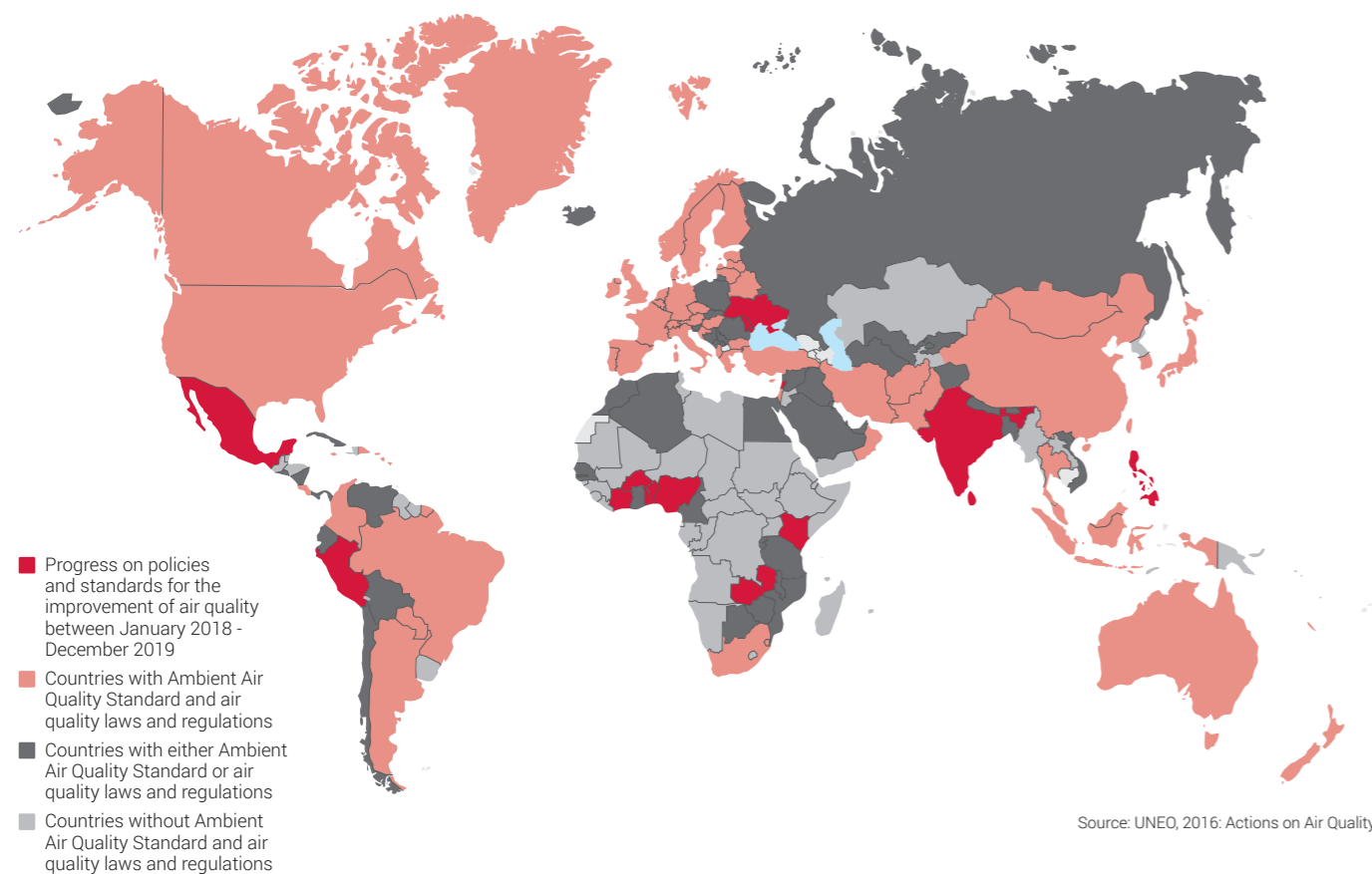
## Air quality

Air pollution is a life-and-death issue for many people. It is also a major contributor to climate change. Globally, over 4.2 million premature deaths per year can be attributed to outdoor air pollution, with the majority occurring in lower- and middle-income countries. Reducing some short-lived air pollutants, like black carbon and methane, could slow down the warming expected by 2050 by about 0.4°C to 0.5°C. The World Bank estimates that air pollution exacts an annual toll of \$5 trillion in health and welfare costs and \$225 billion in lost income.

**During 2018-2019, UNEP delivered policy and technology support on air quality management to 16 countries.<sup>103, 104</sup>**

UNEP's support included the development of Air Quality Action Plans, advice on vehicle emissions and fuel standards and labels, and guidance on non-motorized transport policy.

### Air Quality Laws & Regulation



In 2018, UNEP launched a comprehensive scientific assessment of air pollution in Asia in partnership with the Asia Pacific Clean Air Partnership and the Climate and Clean Air Coalition, a voluntary partnership of governments; intergovernmental organizations; businesses; scientific institutions and civil society groups. The subsequent report outlined 25 measures that could deliver safe air quality levels for one billion people by 2030, with numerous benefits for public health, economic development and the climate.

In 2019, UNEP helped place air pollution at the top of the global agenda by dedicating World Environment Day to a push for cleaner air. On June 5, UNEP called upon people to explore renewable energy and green technologies and improve air quality in cities and regions across the world. UNEP urged them to pledge to take action and share their stories on social media. Millions did.

103 Agra (India), Burkina Faso, Benin, Côte d'Ivoire, Kenya, Lagos (Nigeria), Lebanon, Mexico, Moldova, Mauritius, Peru, Philippines, Sri Lanka, Togo, Ukraine and Zambia.

104 Further to the Resolutions UNEA-1/7 and UNEA-3/8 on air quality.

The indicators on countries pursuing sound chemicals or sound waste management were largely exceeded as a result of a combination of the interest and commitment of countries with the availability of dedicated funding instruments supporting project implementation.

The campaign to #BeatAirPollution, hosted by China, culminated in a record number of registered events and commitments, and widespread media coverage. Nine new governments joined the BreatheLife campaign, a joint initiative led by the WHO, UNEP, the World Bank and the Climate and Clean Air Coalition.

In 2018, UNEP launched a comprehensive scientific assessment of air pollution in Asia in partnership with the Asia Pacific Clean Air Partnership and the Climate and Clean Air Coalition, a voluntary partnership of governments; intergovernmental organizations; businesses; scientific institutions and civil society groups. The subsequent report outlined 25 measures that could deliver safe air quality levels for one billion people by 2030, with numerous benefits for public health, economic development and the climate.

In 2019, UNEP helped place air pollution at the top of the global agenda by dedicating World Environment Day to a push for cleaner air.<sup>105</sup> On June 5, UNEP called upon people to explore renewable energy and green technologies and improve air quality in cities and regions across the world. UNEP urged them to pledge to take action and share their stories on social media. Millions did.

The campaign to #BeatAirPollution,<sup>106</sup> hosted by China, culminated in a record number of registered events and commitments, and widespread media coverage. Nine new governments joined the BreatheLife campaign, a joint initiative led by the WHO, UNEP, the World Bank and the Climate and Clean Air Coalition.

The BreatheLife campaign, which by the end of 2019 numbers 76 cities, countries and regions in its network, combines public health and climate change expertise with guidance on implementing solutions to aim for air quality levels that are within the WHO guidelines.

The BreatheLife campaign, which by the end of 2019 numbers 76 cities, countries and regions in its network, combines public health and climate change expertise with guidance on implementing solutions to aim for air quality levels that are within the WHO guidelines. It provides a forum for cities, regions and countries to share their successes, find technical support for solutions and learn from each other.

UNEP is also working with WHO and UN-Habitat to promote low- and no-emission mobility, including by recommending walking and cycling, advocating for cleaner fuels and vehicles, and advising on electric mobility. For example, in West Africa we have long worked with the Economic Community of West African States on successfully developing harmonized fuel and vehicle emissions standards.

## Opportunities and challenges

The drafting of a "Beyond 2020" framework and strategic approach is a major milestone on the road to improved chemical and waste management. The fifth meeting of the International Conference on Chemicals Management is the forum where dialogue between governments, industry and civil society enables the stocktaking and identification of issues of concern that require attention. The aim is to benefit from the use of chemicals without the adverse impacts on people's health and the environment. Availability of safer alternatives, understanding the longer-term effects of certain chemicals and wastes, sustainable materials management and circular business models will contribute to the attainment of the 2030 development agenda and avoid future legacies. Several UNEA resolutions encourage UNEP to pursue work in this space in partnership with key stakeholders.

Mechanisms to systematically identify global priorities and use early warning developed by UNEP and partners should be addressed and improved. For example, previous Frontiers reports have highlighted the risks of zoonosis and anti-microbial resistance. Further consideration of trends identified in design, production, use and release of chemicals, waste and air pollutants should be given to catalyse sound management actions. Further strengthening of the science-policy interface is needed.

UNEA-3 and -4 showed an increase in the number of resolutions to which the subprogramme responds. The indicators on countries pursuing sound chemicals or sound waste management were largely exceeded as a result of a combination of the interest and commitment of countries with the availability of dedicated funding instruments supporting project implementation.

105 <https://www.unenvironment.org/news-and-stories/press-release/world-environment-day-world-turns-spotlight-air-pollution>

106 [https://wedocs.unep.org/bitstream/handle/20.500.11822/28376/Media\\_Advisory\\_WED\\_KR.pdf?sequence=1&isAllowed=y](https://wedocs.unep.org/bitstream/handle/20.500.11822/28376/Media_Advisory_WED_KR.pdf?sequence=1&isAllowed=y)

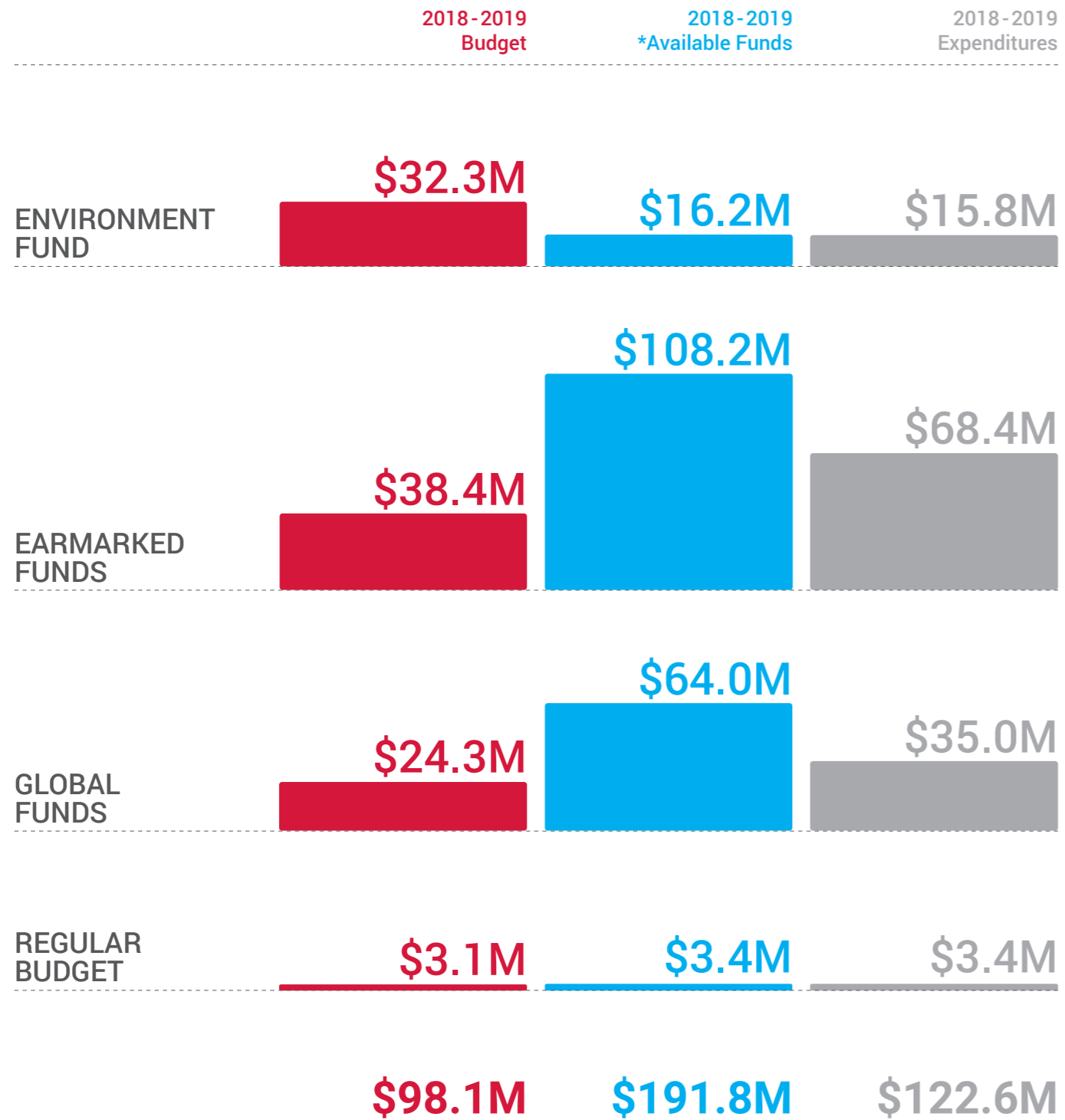
## FINANCIAL OVERVIEW

> Out of the planned Environment Fund budget for 2018-2019 of \$32.3 million, only \$16.2 million was received. This was part of an overall trend where by UNEP received a smaller amount of Environment Fund contributions than originally projected.

> Earmarked funds compensated to some degree for the Environment Fund shortfall. The sub-

programme received \$108.2 million (against a planned budget of \$38.4 million) from earmarked funds contributions. However, as some of this amount represents multiyear contributions, only part of this can be counted against 2018-2019.

> Overall expenditure for the biennium, therefore, stands at \$122.6 million, which is 125 per cent of the target budget of \$98.1 million.



(\*) Includes multiyear contributions beyond 2019



## Resource efficiency

UNEP's work on resource efficiency focuses on three areas:

**Enabling policy environment:** collaborating with countries to make the transition to inclusive green economies and adopt sustainable consumption and production action plans.

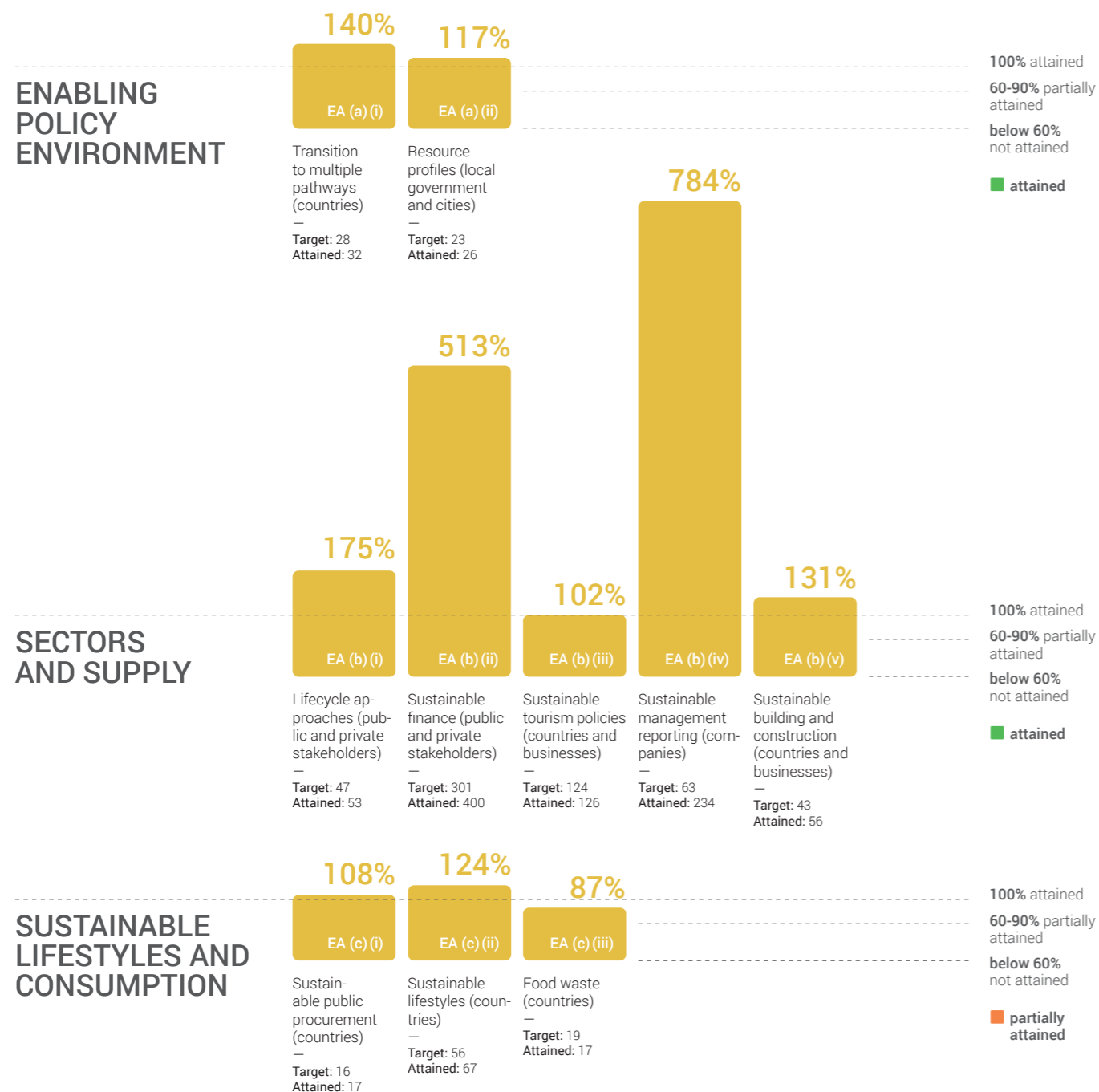
**Sectors and supply:** working with governments, businesses and other stakeholders to make global supply chains more sustainable.

**Sustainable lifestyles and consumption:** empowering countries, businesses, civil society and individuals to live and consume responsibly and sustainably.

By December 2019, this subprogramme met or exceeded 9 of its 10 indicator targets and partially met 1.



## INDICATORS OF ACHIEVEMENT EXPECTED ACCOMPLISHMENT



## Enabling policy environment

According to UNEP's Global Resources Outlook (GRO) 2019, rapid growth in the extraction of materials is the primary cause of climate change and biodiversity loss. By decoupling growth from environmental degradation and destruction, new pathways to prosperity, jobs and income growth are possible in making a transition to a more green economy based on sustainable consumption and production.

The GRO, released in March 2019 by the International Resource Panel, found that over the past five decades annual global extraction of materials grew from 27 billion tonnes to 92 billion tonnes (by 2017). This will double again by 2060 unless the world sees changes to the underlying and unsustainable patterns of consumption and production.

The answer is clear: we must move to low-carbon, resource-efficient and socially inclusive economies that create decent jobs and enhance human well-being.

The GRO uses the latest recommendations for life cycle assessment indicators<sup>107</sup> of the Life Cycle Initiative. These indicators enable inter alia the impacts from land and resources use on biodiversity to be visualised. UNEP also used a life cycle approach engaging all actors across the value chain in 2018-2019 to co-design the New Plastics Economy Global Commitment with the Ellen MacArthur Foundation. A sector life cycle approach was used to map hotspots of impact and interventions to enhance Sustainable Consumption and Production (SCP) along the tourism value chain in four countries.<sup>108</sup>

Given that SCP policies must be informed by scientifically sound data and related analyses of the hotspots requiring action, the Sustainable Consumption and Production Hotspots Analysis Tool (SCP-HAT<sup>109</sup>) was co-developed by the Life Cycle Initiative, the One Planet Network and the International Resource Panel and launched in 2019. The SCP-HAT provides SCP analyses via a user-friendly, interactive tool, targeting users at different levels of expertise, using the same underlying models and indicators as the GRO. This tool is being used, for example to inform the design of national SCP Strategies and Action Plans (e.g. Argentina, Turkey). UNEP supports countries and regions in their transition to green economic models and their adoption of sustainable consumption and production action plans at national and sub-national levels. Country assessments, planning and implementation tools and knowledge platforms enable policymakers and businesses to actively pursue green pathways. Over the past two years, UNEP focused on policy uptake and application of tools and methodologies.<sup>110</sup>

### During 2018-2019:

- 14 additional countries and regions started implementing policies, bringing the total number of countries implementing green economy measures and sustainable trade practices to 32.<sup>111</sup>
- 2 countries are about to start the implementation of their Sustainable Consumption and Production National Action Plans.<sup>112</sup>
- 2 countries adopted green economy policies with support from the Partnership for Action on Green Economy (PAGE).<sup>113</sup>
- 3 additional countries have developed new green economy pathways, which are awaiting formal adoption.<sup>114</sup>

107 <https://www.lifecycleinitiative.org/applying-lca/lcia-cf/>

108 Dominican Republic, Philippines, Mauritius, and St. Lucia <https://www.oneplanetnetwork.org/initiative/transforming-tourism-value-chains-developing-countries-and-small-island-developing-states>

109 <http://scp-hat.lifecycleinitiative.org/>

110 The five UNEA-4 resolutions on Innovative Solutions for Environmental Challenges and Sustainable Consumption and Production (SCP) addressing Sustainable Consumption and Production, food loss and waste, sustainable mobility, sustainable business, and sustainable infrastructure.

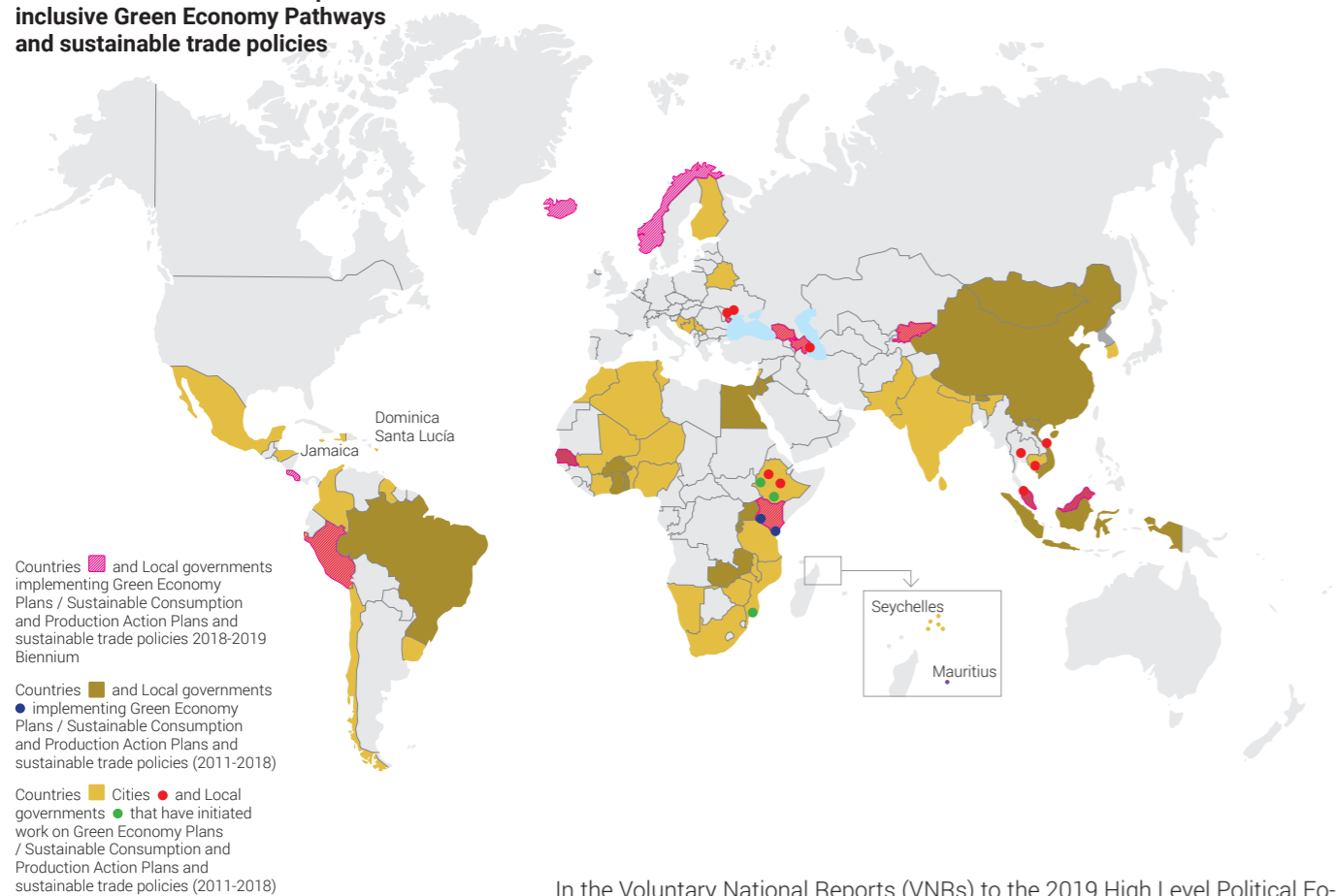
111 Costa Rica, Fiji, Georgia, Iceland, Kyrgyz Republic, Malaysia, Mauritius, Moldova, Mombasa (Kenya), Nakuru (Kenya), Norway, Pan European Region, Peru and Senegal

112 Kenya and Mozambique

113 Burkina Faso and Uruguay

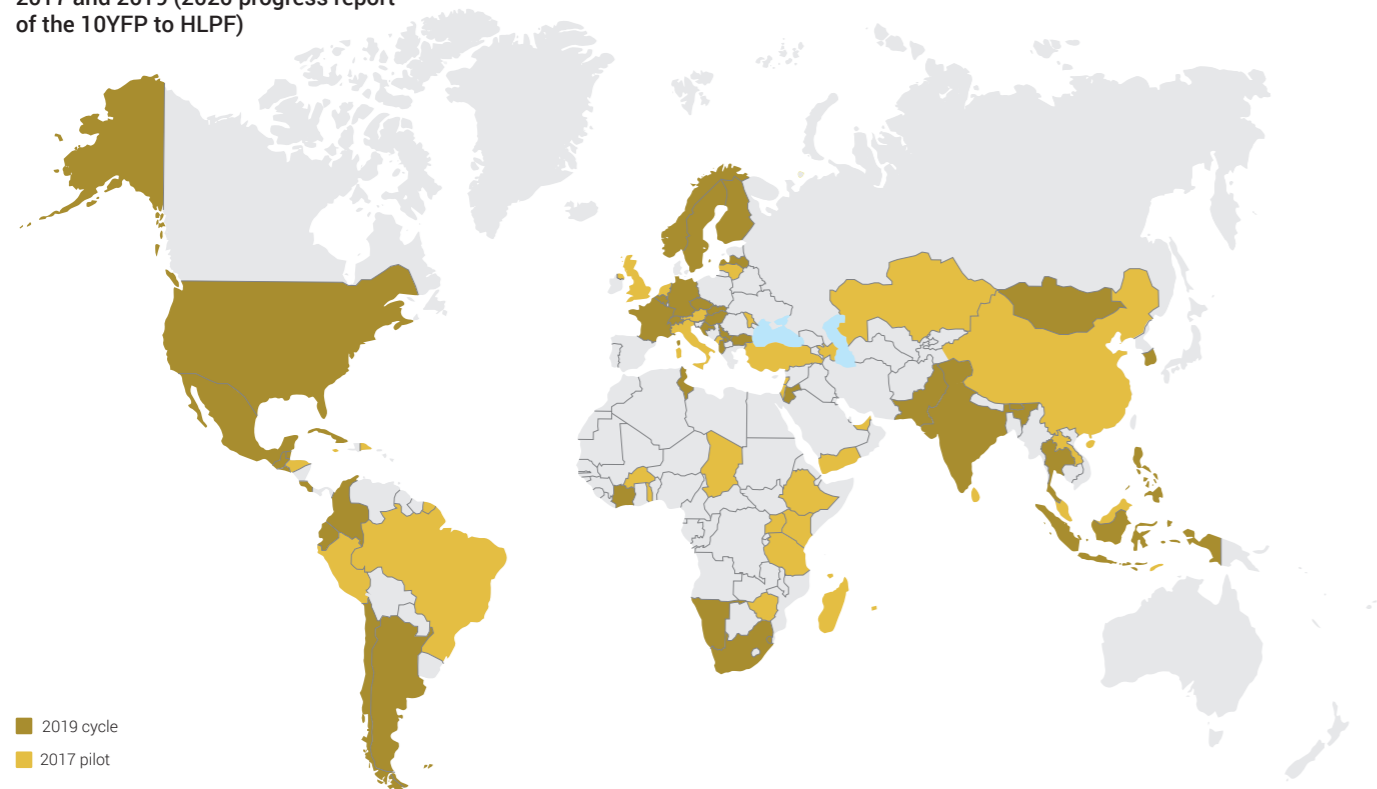
114 Georgia, Guyana and Indonesia

**Enabling Policy: Regions, Countries and Local Governments that pursue inclusive Green Economy Pathways and sustainable trade policies**



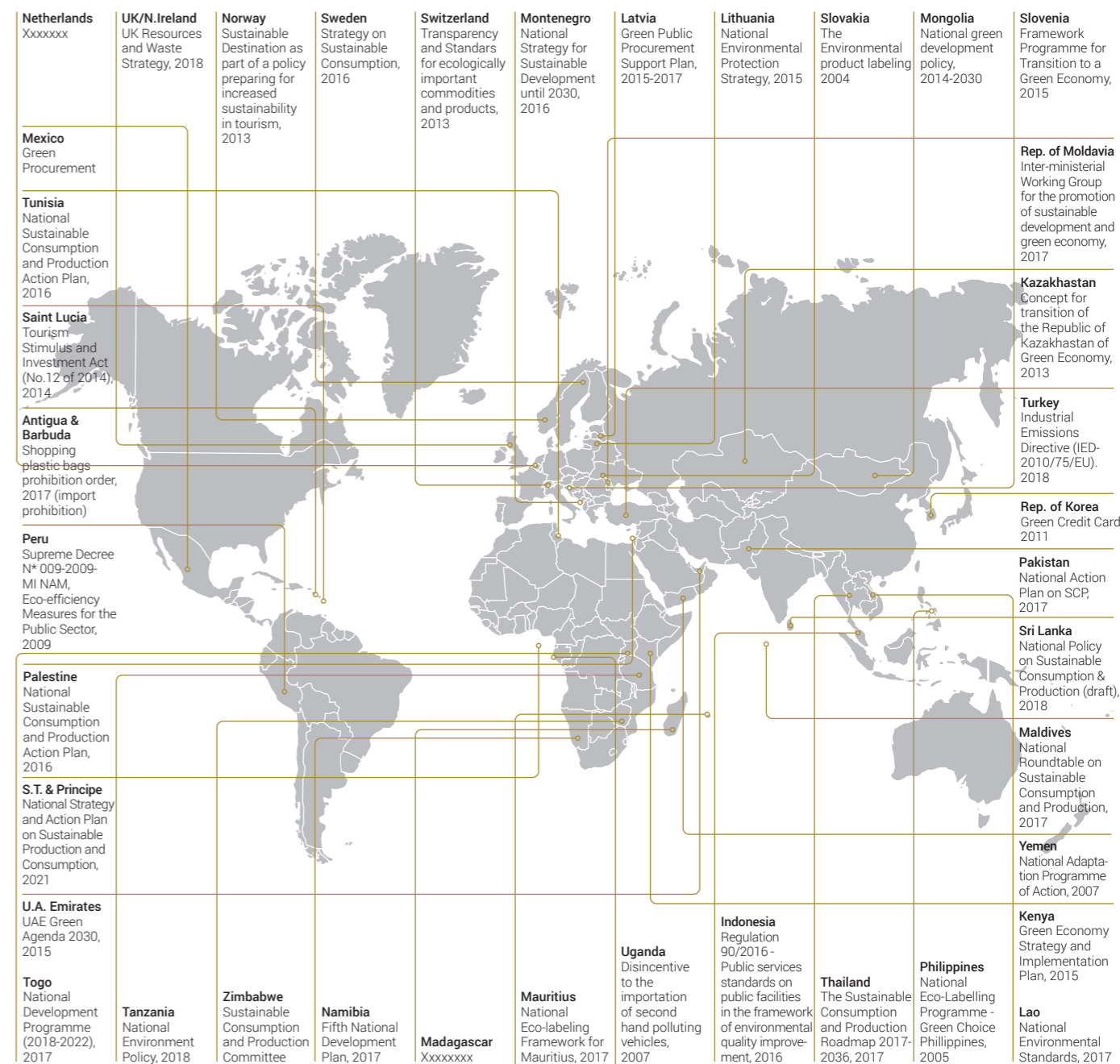
In the Voluntary National Reports (VNRs) to the 2019 High Level Political Forum (HLPF), 43 countries and the European Union reported at least one national policy instrument that contributes to SCP, bringing to 80 the number of those that have shared information since the 2017 SDG 12.1.1 pilot reporting [see map below].

**Countries reporting on SDG 12.1.1 in 2017 and 2019 (2020 progress report of the 10YFP to HLPF)**

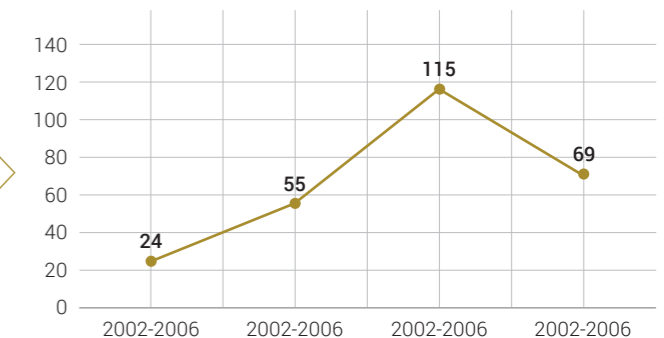


In 2019, reporting countries shared information on 226 SCP policy instruments, and 94 activities contributing to their implementation, on a total of 320 items reported [see chart below]. Out of the 43 reporting member states, 35 reported on one policy instrument, while others reported multiple policies and implementation activities.<sup>115</sup> This new data can help guide and support the implementation of new and current policies.

**SDG12.1.1 Pilot Reporting 2017-2018**



**Number of SCP policies and instruments launched, per 5-year period (based on year of launching / entry into force, 2017-2018 pilot reporting)**



Source: One Planet network, Five years in: the One Planet network 2012-2017

In 2018-2019, UNEP also continued to support local governments and cities to measure their resource profiles and report on the sustainable management of resources.<sup>116</sup> UNEP does this by helping cities identify environmental impacts, develop policies and integrate the environment into cities' long-term strategic planning. UNEP focuses on low-carbon, resource-efficient and green growth policies in cities in developing countries for buildings and infrastructure; transport; air pollution; waste and water management; biodiversity and ecosystems.

From a baseline of five cities and local governments at the end of 2017, 21 additional cities<sup>117</sup> measured their resource profiles and reported on the sustainable management of resources based on global frameworks.<sup>118</sup>

UNEP has helped governments, businesses and other stakeholders to enhance their capacity to adopt sustainable production and management practices in global supply chains in the following sectors: building and construction, food and agriculture, finance and tourism and with small and medium enterprises across several manufacturing sectors. UNEP has done so by developing tools and delivering capacity building to use them, while encouraging multi-stakeholder dialogues.

**Globally, during 2018 and 2019, UNEP's work:**

- Encouraged 76 government-led initiatives and policies and;
- Promoted partnerships with 436 businesses across several sectors to adopt and implement sustainable management practices and frameworks.

At the fourth UN Environment Assembly in March 2019, member states said the world needed to accelerate towards a more sustainable, circular model of development in order to respect the vision laid out in the SDGs.<sup>119</sup> They also pledged to improve national resource management strategies with integrated full life cycle approaches and analyses to achieve resource-efficient and low-carbon economies. This directly builds on the work of UNEP on resource efficiency, sustainable consumption and production, life cycle approaches, green economy, SDG 12 on responsible consumption and production, and the various thematic streams of the One Planet Network/10-year Framework Programme of Action on Sustainable Consumption and Production.

There is a growing global recognition that business cannot continue as usual because the cost to the economy, to society and to the planet is too high. This awareness has led to the creation of regional spaces for dialogue and Africa has been at the forefront of this movement with the establishment of the African Circular Economy Alliance at the 17th session of the African Ministerial Conference on the Environment (AMCEN).<sup>120</sup> The alliance wants to spur Africa's transformation to a circular economy by sharing best practices, raising awareness, creating visibility and promoting projects and partnerships. The alliance was founded by Nigeria, South Africa and Rwanda along with UN Environment and the World Economic Forum.

In Latin America, UNEP has facilitated a Regional Circular Economy Coalition in close collaboration with the Ellen MacArthur Foundation, the World Economic Forum, the Platform for Accelerating the Circular Economy (PACE), the UN Industrial Development Organization, the Climate Technology Centre and Network and the Konrad Adenauer Foundation. The coalition aims to facilitate one regional vision on circular economy; facilitate South-South and triangular cooperation between governments, private sector and international organizations, clarifying concepts and have a platform to exchange experiences and provide technical support.

UNEP convened the first Great Lakes Circular Economy Forum<sup>121</sup> in Toronto in June 2019, bringing together key stakeholders – including major cities of the Great Lakes region and key companies and industries – to generate a shared vision on how to move towards more circular markets and economies, and to identify the type of partnerships needed to achieve this. A Preliminary Material Flow Analysis and circular strategies for cities in the re-

## Sectors and supply

<sup>115</sup> Seven reporting countries, out of forty-four, represented 55 per cent of all policies and 69 per cent of implementing activities reported (Belgium, Bulgaria, Germany, Hungary, Mexico, Philippines and Sweden).

<sup>116</sup> Related to SDG 11, target 11.3: by 2030, enhance inclusive and sustainable urbanization and capacity for participatory, integrated and sustainable human settlement planning and management in all countries.

<sup>117</sup> Accra (Ghana); Auckland (New Zealand); Bartica (Guyana); Battambang City (Cambodia); Beijing (China); Buenos Aires (Argentina); Brussels (Belgium); Cape Town (South Africa); Cusco (Peru); Hamburg (Germany); Kapóvágur, Mosfellsbar (Iceland); Lalitpur, Thane, Rajkot (India); Lausanne (Switzerland); Mahdia (Tunisia); Medellín (Colombia); Sao Paulo (Brazil); Singapore City (Singapore) and The Hague (Netherlands).

<sup>118</sup> Related to SDG 11, Target 11.b: by 2020, substantially increase the number of cities and human settlements adopting and implementing integrated policies and plans towards inclusion, resource efficiency, mitigation and adaptation to climate change, resilience to disasters, and develop and implement, in line with the Sendai Framework for disaster risk Reduction 2015-2030, holistic disaster risk management at all levels.

<sup>119</sup> UNEP/EA.4/1 and UNEP/EA.4/4

<sup>120</sup> <https://www.unenvironment.org/regions/africa/african-ministerial-conference-environment>

<sup>121</sup> <https://www.unenvironment.org/events/un-environment-event/great-lakes-circular-economy-forum>

## Tackling plastic pollution together: the power of the Global Commitment

gion<sup>122</sup> were produced for the forum and provided baseline information on the life cycles of specific products commonly found in municipal systems such as food waste and organics, plastics and e-waste. This baseline and analysis informed the discussions of the forum for cities and their business actors to enhance circular economy approaches and practices.

The New Plastics Economy Global Commitment, led by the Ellen MacArthur Foundation in collaboration with UNEP, was launched in October 2018. It now includes more than 400 organisations committed to eliminating problematic and unnecessary plastic packaging and undertaking innovations so that all plastic packaging is 100 per cent reusable, recyclable, or compostable, as well as safely and easily circulated without becoming waste or pollution.

The first progress report<sup>123</sup> for the Global Commitment was released in October 2019 and provided an unprecedented level of transparency on how almost 200 businesses and governments are changing their plastic production and use.

It found that many businesses have already made progress:

- 43 businesses reported active reuse pilots, changes in packaging design to increase recyclability and initial progress towards ambitious recycled content targets.
- 176 companies reported the adoption of sustainable management practices under the Global Commitment.
- 70 per cent of relevant signatories are eliminating single-use straws, carrier bags and carbon black plastics.
- 80 per cent are eliminating PVC from their packaging.

Eight countries, out of 14 governments (national and subnational), reported progress advancing on policies in areas recommended by the Global Commitment.

The report also established, for the first time, a quantitative baseline that can be used to measure progress across a significant group of businesses until 2025.

<p><b>Unilever</b> <b>50%</b> reduction in use of virgin plastic.</p>	<p><b>Mars, Incorporated</b> <b>25%</b> reduction in use of virgin plastic by 2025.</p>	<p><b>PepsiCo</b> <b>20%</b> reduction in use of virgin plastic in its beverage business by 2025.</p>
---	---	---

Governments, including Rwanda, the United Kingdom and Chile, put in place a diverse set of policy measures, ranging from public procurement and extended producer responsibility schemes to public awareness campaigns, fiscal measures, and incentives for research and development.

The progress report noted that while significant investments are being made to achieve these targets, more major investment, innovation, and transformation programmes need to be developed. Analysis by the Ellen MacArthur Foundation has shown that replacing just 20 per cent of single-use plastic packaging with reusable alternatives offers an opportunity worth at least \$10 billion.

<sup>122</sup> <https://www.dropbox.com/s/patklghu02h6bpq/David%20Suzuki%20Foundation%20Technical%20Brief-Great%20Lakes%20Circular%20Economy.pdf?dl=0>

<sup>123</sup> <https://www.newplasticseconomy.org/assets/doc/Global-Commitment-2019-Progress-Report.pdf>

The tourism industry is particularly vulnerable to the detrimental effects of plastic pollution and environmental degradation and many of its members have been among early proponents of a more sustainable way of doing business.

Another focus for UNEP is ensuring that companies disclose information that will help consumers make more sustainable choices. In 2018, UNEP supported the creation in Chile of a database of mass consumption products with ecolabels. The following year, UNEP supported the production of an evaluation of mass consumption companies' sustainability performance, which was uploaded onto the 'Mi Código Verde' sustainable consumption platform.<sup>124</sup> By the end of 2019, 14 companies had their information uploaded.

Businesses are increasingly realizing that they need to be more proactive in communicating about sustainability and UNEP has supported efforts in this area. In 2018-2019, 28 entities from across the world, of which 11 were companies, self-assessed the way they communicate with consumers about sustainability, measuring their performance against the Guidelines for Providing Product Sustainability Information.<sup>125</sup>

This exercise allowed them to reflect on potential improvements, which could include using dedicated weblinks, barcodes and QR-codes to provide sufficient background information; strengthening partnerships with retailers to include more information at points of sale; using social media, including Twitter and Instagram, to engage with consumers; developing messages that go beyond simply informing consumers, to actively encouraging them to adopt more sustainable consumption patterns; and working closely with scientific institutions to provide evidence to back up assertions about their products.

The tourism industry is particularly vulnerable to the detrimental effects of plastic pollution and environmental degradation and many of its members have been among early proponents of a more sustainable way of doing business. Many hotels, restaurants and related businesses have been acting against plastic pollution by moving away from single-use plastics, reducing consumption of unnecessary plastics, and moving towards circularity through better recycling and reusing schemes.

During 2018-2019, 104 businesses from the tourism sector – including firms in the Philippines, the Dominican Republic and Mauritius – progressed on their greenhouse gas emissions reduction and improved their resource efficiency performances. For example, 42 hotels across 15 countries including the Philippines reduced their food waste by 21 per cent on average in one year, whereby they made \$7 profit for every \$1 they invested. UNEP is supporting these companies to align their practices with national policies and report resource efficiency and emissions reductions using tools developed by UNEP.

During the same period, 10 countries made progress on implementing sustainable tourism policies, including the Dominican Republic and the Philippines. Working with UNEP, these two countries developed new national tourism plans, which include ways to measure and reduce food waste, increase energy efficiency and promote the use of renewable energy in hotels and other accommodation.<sup>126</sup>

Another sector with big responsibilities in lowering emissions and improving resource efficiency is the global construction industry. Over the next 30 years, the world's population is likely to grow by 2 billion, which will mean we need more homes and related construction. But at the same time, we need to deliver a carbon neutral world if we are to avoid dangerous climate change.

The challenge for the buildings and construction sector is to provide affordable, quality, comfortable, healthy and super-efficient homes and workplaces. It is possible, although the sector is not currently on track.

At the December 2019 climate talks in Madrid, UNEP launched the 2019 *Global Status Report for Buildings and Construction*,<sup>127</sup> which showed that CO2 emissions from this sector remain at around 39 per cent of total emissions and without action, energy demand could rise by 50 per cent by 2060.

The Global Alliance for Buildings and Construction has inspired the creation of national alliances in France, Germany, Mexico, Morocco and Tunisia. These alliances bring together leading representatives from the public and private sectors and civil society institutions to work towards the creation of a sustainable buildings sector. Hong Kong's Low-Carbon Charter, which unites the whole value chain in committing to a low-carbon construction sector, offers a powerful example of the circular economy at work. Overall 26 countries and 29 private sector stakeholders have implemented sustainable consumption and production policies in the building and construction sector during 2018-2019.

<sup>124</sup> The platform - <https://micodigoverde.cl/> - was developed by Fundación Chile with the support of the 10YFP Trust Fund.

<sup>125</sup> <https://www.oneplanetnetwork.org/initiative/road-testing-guidelines-providing-product-sustainability-information>

<sup>126</sup> <https://www.oneplanetnetwork.org/resources/>

<sup>127</sup> <http://wedocs.unep.org/bitstream/handle/20.500.11822/30950/2019GSR.pdf?sequence=1&isAllowed=y>

Financing the transition to a low-carbon, resource-efficient circular economy is another focus for UNEP, which works to decarbonize financial assets and catalyse financing for sustainable development, notably in partnership with the global financial sector through the UNEP Finance Initiative (UNEP FI).

In 2019, ahead of the Climate Action Summit, UNEP launched the Principles for Responsible Banking, a powerful new commitment by some of the world's leading financial institutions to align themselves with the SDGs and the Paris Agreement. This initiative also contributes to the climate change subprogramme. The launch led to 130 new financial institutions signing up to UNEP FI.

## Principles for Responsible Banking →

The Principles for Responsible Banking provide the framework for a sustainable banking system and help the industry to demonstrate how it makes a positive contribution to society. The principles aim to accelerate the banking industry's contribution to achieving society's goals as expressed in the SDGs and the Paris Climate Agreement.

During the 2019 United Nations General Assembly, 130 banks from 49 countries, with \$47 trillion in assets, or one third of the global banking sector, have signed up to the principles and their strong implementation framework, which includes ambitious target-setting and transparency through public reporting. More than 45 CEOs and all 130 founding members together with the UN Secretary-General attended the launch ceremony of the principles.

By signing up to the principles, banks said they believe that "only in an inclusive society founded on human dignity, equality and the sustainable use of natural resources" can their clients, customers and businesses thrive. As society's expectations change, banks must be transparent and clear about how their products and services create value for their customers, clients, investors, as well as society.

The Principles for Responsible Banking help any bank – whatever its starting point – to align its business strategy with society's goals. The newly launched Guidance Document on Impact Analysis and Portfolio Impact Analysis Tool for Banks will provide support and guidance to banks as they get started with their impact analysis.

While action on climate change is growing, it is still far short of what is needed to meet the 1.5°C target of the Paris Agreement. Meanwhile, biodiversity continues to decline at alarming rates and pollution claims millions of lives each year. More ambition, backed by a step change in investment from the private sector, is needed to tackle these challenges and ensure that humanity lives in a way that ensures an equitable share of resources within planetary boundaries.

The banking and private sectors can benefit from the investment they put into backing this transition. It is estimated that addressing the SDGs could unlock USD 12 trillion in business savings and revenue annually and create 380 million more jobs by 2030.

The Central Banks and Supervisors Network for Greening the Financial System (NGFS) works to strengthen the global response required to meet the goals of the climate Paris agreement and to enhance the role of the financial system to manage risks and to mobilize capital for green and low-carbon investments in the broader context of environmentally sustainable development. To this end, the network defines and promotes best practices to be implemented within and outside of its membership and conducts or commissions analytical work on green finance.

In 2018, the network discussed options to scale up green financing and some of its members led the organisation of the high-level international conference on climate risk for central bank supervisors. In its 2019 *Overview of climate-related impact assessments on financial stability*, the network helped central banks identify ways to better quantify and assess the impact of cli-



mate related risks on the economy and on financial stability, to come up with transition scenarios.

As of December 2019, the network had grown to 54 members. Eight central banks and supervisors started the NGFS in December 2017 as a result of UNEP's work started under the 2014 UNEP Inquiry into Greening the Financial System. The NGFS is quickly spreading best practices in sustainable finance globally with more and more central banks coming on board. In October 2019, maintaining the momentum of the 2019 Climate Summit, a global network of 30 financial centres – accounting for \$61.3 trillion in equity market capitalization and representing 80 percent of global equity markets – agreed to mainstream green and sustainable finance both locally and internationally, also agreeing to set common targets by the end of 2022. The International Network of Financial Centres for Sustainability is a partnership between leading financial centres and UNEP, which acts as its convenor and secretariat. The objective of the network is to enable financial centres to exchange experience, drive convergence, and take action on shared priorities to accelerate the expansion of green and sustainable finance.

A vital part of UNEP's work on resource efficiency revolves around inspiring and empowering countries, businesses, civil society and individuals to live and consume responsibly and sustainably. UNEP can measure its progress through the number of public and private sector institutions that are putting in place policies and measures that are conducive to more sustainable consumption patterns.

Sustainable public procurement can stimulate demand for, and supply of, sustainable products. During 2018-2019, UNEP supported 13 countries<sup>128</sup> to advance sustainable public procurement policies at national levels.

Raising awareness among citizens of the need to live more sustainably is also critical and UNEP supports governments in these endeavours. Since 2018, 47 countries<sup>129</sup> have implemented campaigns, awareness-raising, advocacy and educational initiatives to promote sustainable lifestyles.

Furthermore, a total of 14 countries<sup>130</sup> have measured food waste at national level using the Food Loss and Waste protocol.<sup>131</sup> One-third of all food produced in the world is lost or wasted between farm and fork. UNEP was part of the multi-stakeholder effort that developed the protocol.

The Food Loss and Waste Accounting and Reporting Standard enables companies, countries, cities and others to quantify and report on food loss and waste so they can develop targeted reduction strategies and realize the benefits from tackling this inefficiency.

UNEP uses its online and social media presence to inform, educate and enable citizens to act on everything from climate change to plastic pollution to sustainable fashion. For example, in 2018, UNEP used social media to amplify its message to #BeatPlasticPollution by encouraging celebrities and others to swap one single-use plastic item for a reusable alternative and post the results online.

The United Nations Alliance for Sustainable Fashion, launched at the fourth UN Environment Assembly, is an initiative of United Nations agencies and allied organizations – such as the World Bank, International Labour Organisation, UNDP or the International Trade Centre – to contribute to the SDGs through coordinated action in the fashion sector. The alliance works to support coordination between UN bodies to promote projects and policies to halt the environmentally and socially destructive practices of the fashion value chain and harness the industry as a driver for positive change. The launch event for the alliance featured a series of 'instastories' from 10-20 key players in sustainability, each explaining their vision for the future of environmentally-friendly fashion.

However, more and more people are now looking to find sustainable alternatives. The alliance is partnering to make this transition easier. For example, the alliance facilitated a partnership between the United Nations Office for Partnerships (UNOPS), the Messe Frankfurt Texpertise Network, and the Conscious Fashion Campaign, announced in December 2019 at the United Nations Headquarters. Messe Frankfurt – an international trade fair, congress, and event organizer whose textile industry network includes the 22,500 companies that exhibit at its 50-plus trade fairs per year, plus 530,000 annual fair visitors – will adopt the SDGs and gradually implement their prin-

## Sustainable lifestyles and consumption

<sup>128</sup> Amavarti (India), Argentina, Belgium, Brazil, China, Denmark, Finland, India, Lithuania, Netherlands, Peru, Spain, and Ukraine.

<sup>129</sup> Barbados; Beijing, Hangzhou, Hebei Province (China); Belgium; Buenos Aires (Argentina); Brazil; Canada; Chile; China; Costa Rica; Cote d'Ivoire; Cyprus; Denmark; Egypt; Finland; Germany; Guatemala; India; Ireland; Italy; Japan; Kyrgyzstan; Linköping (Sweden); London (United Kingdom); Malawi; Mauritius; Mexico; Mombasa (Kenya); Morocco; Nicaragua; Panama; Paris (France); Peru; Philippines; Portugal; Rwanda; Scotland; South Africa; South Korea; Spain; Sri Lanka; Sweden; Tunisia; Turkey; Ukraine and United Kingdom

<sup>130</sup> Israel, Slovenia, United Kingdom, New Zealand, Gabon, Saudi Arabia, Italy, Denmark, Australia, Canada, Germany, Hungary, Norway.

<sup>131</sup> <https://flwprotocol.org/>

<sup>132</sup> <https://www.oneplanetnetwork.org/initiative/anatomy-action>

### And Action!



UNEP harnesses star power to say The World is in Our Hands as actors and online influencers gathered at the Toronto International Film Festival in September 2019; UNEP was on hand to help them use their voices to call for action on the global climate emergency.

Working with acclaimed photographer Justin Wu and The Krim Group, UNEP set up a pop-up photo studio to capture the environmental concerns of celebrity influencers and amplify their calls for climate action.

The dramatic black-and-white photographs were then used in a powerful visual campaign called "The World is in Our Hands" to raise awareness, ambition and action around climate change.

Participating stars included Antonio Banderas, Susan Sarandon, Joaquin Phoenix, Rainn Wilson, Rosario Dawson, Neve Campbell and Alfre Woodard. In total, 33 famous personalities joined the campaign and the cumulative potential reach of their social media posts was just over 60 million.

Later that month, the participants started sharing their images on social media. Each picture was paired with a message describing what the individual was doing to reduce their carbon footprint. Some were travelling more sustainably, some were saving energy while others ate less meat. They encouraged their followers to join the movement.

The campaign builds upon the UN's coordinated #ActNow campaign designed to raise awareness on the climate emergency and accelerate implementation of the Paris Agreement. Primarily an online and social media campaign, #ActNow helps educate and encourage individual actions, mainly by adjusting consumption patterns.

The images from The World is in Our Hands campaign were also featured widely as part of UNEP's communication efforts between the Climate Action Summit in New York in September and the COP25 talks in December.

Media interest in the launch was high with more than 150 articles published across eight countries, as well TV segments on top Canadian entertainment and news channels with a cumulative reach of nearly 72 million.

## Opportunities and challenges

A just inclusive green economic transformation can help countries, economies and societies decouple, decarbonise and detoxify, while pursuing their poverty reduction and development ambition, thus leaving no one behind. In 2020 and beyond, resource efficiency and sustainable consumption and production present proven approaches which can help address several global challenges if implemented at scale and across regions. 2020 is the Super

Year of Nature when halting and reversing biodiversity loss takes central stage, when climate emergencies have escalated and taken citizens to the street around the world, and when unsustainable natural resource extraction and use are contributing to growing inequalities and at times environmental insecurity. In 2020, a new UNEP project, Global Opportunities for Sustainable Development Goals (Go4SDGs), will aim at accelerating action towards the SDGs, leveraging partnerships and the work of the subprogramme over the past decade.

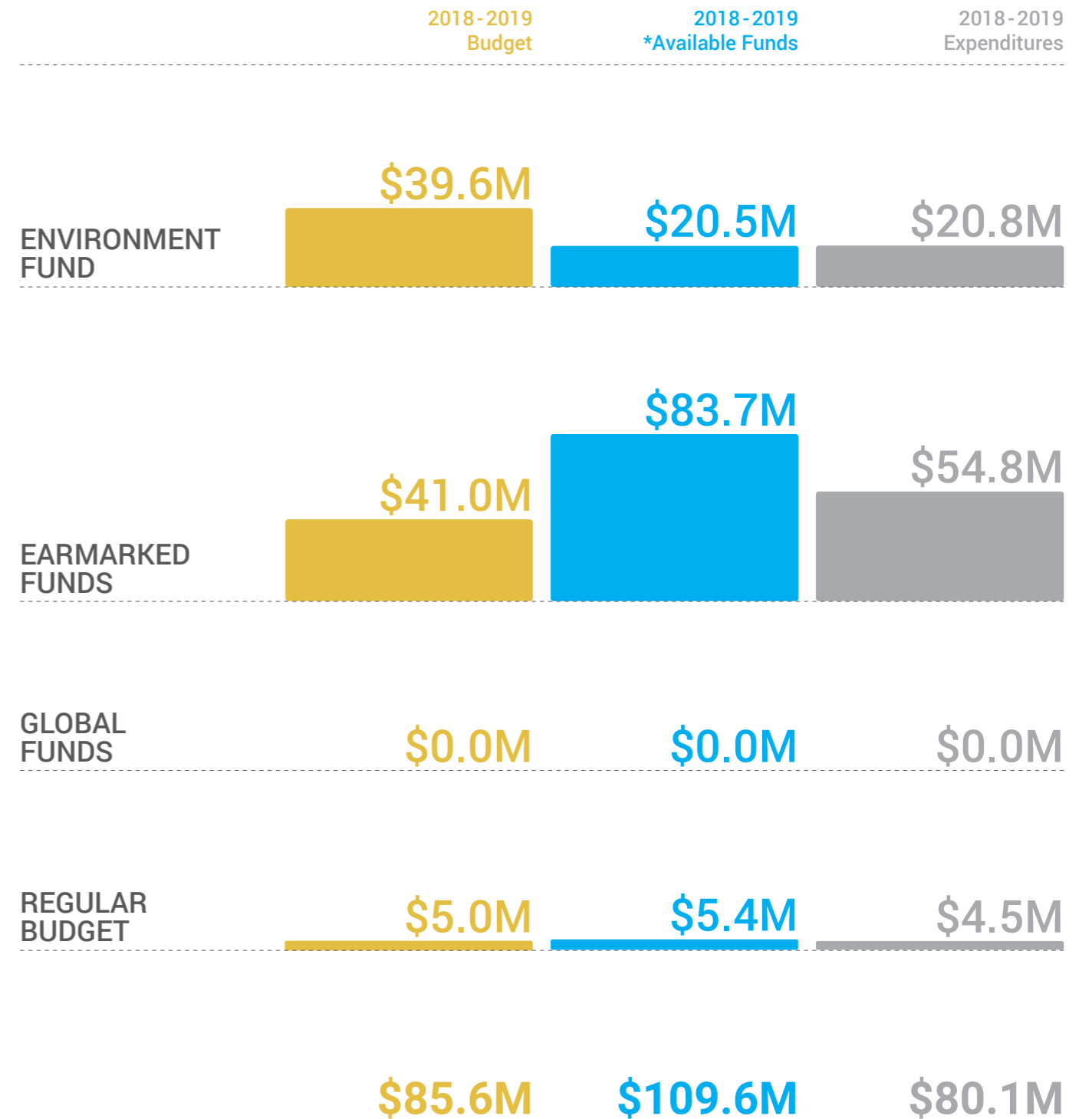
Materials are vital to modern society, but their production is an important source of greenhouse gases. Emissions from material production are now comparable to those from agriculture, forestry, and land use change combined, yet they have received much less attention from the climate policy community. The International Resource Panel's *Resource Efficiency and Climate Change: Material Efficiency Strategies for a Low-Carbon Future* highlights how increasing material efficiency is a key opportunity to reduce the global carbon footprint and achieve the aspirations of the Paris Agreement. In this context, UNDP and UNEP will work together to include resource efficiency in the 100 NDCs UNDP is supporting to accelerate the enhancement of national climate pledges in 2020.

## FINANCIAL OVERVIEW

- > Out of the planned Environment Fund budget for 2018-2019 of \$39.6 million, only \$20.5 million was received. This was part of an overall trend whereby UNEP received a smaller amount of Environment Fund contributions than originally projected
- > For this reason, earmarked funds have contributed to compensate for the Environment Fund shortfall. The subprogramme received \$109.6

million (against a planned budget of \$85.6 million). However, some of this amount represents multiyear contributions, only part of which can be counted against 2018-2019.

> Overall expenditure for the biennium, therefore, stands at \$80.1 million, which is 94 per cent of the target budget of \$85.6 million.



(\*) Includes multiyear contributions beyond 2019



## Environment under review

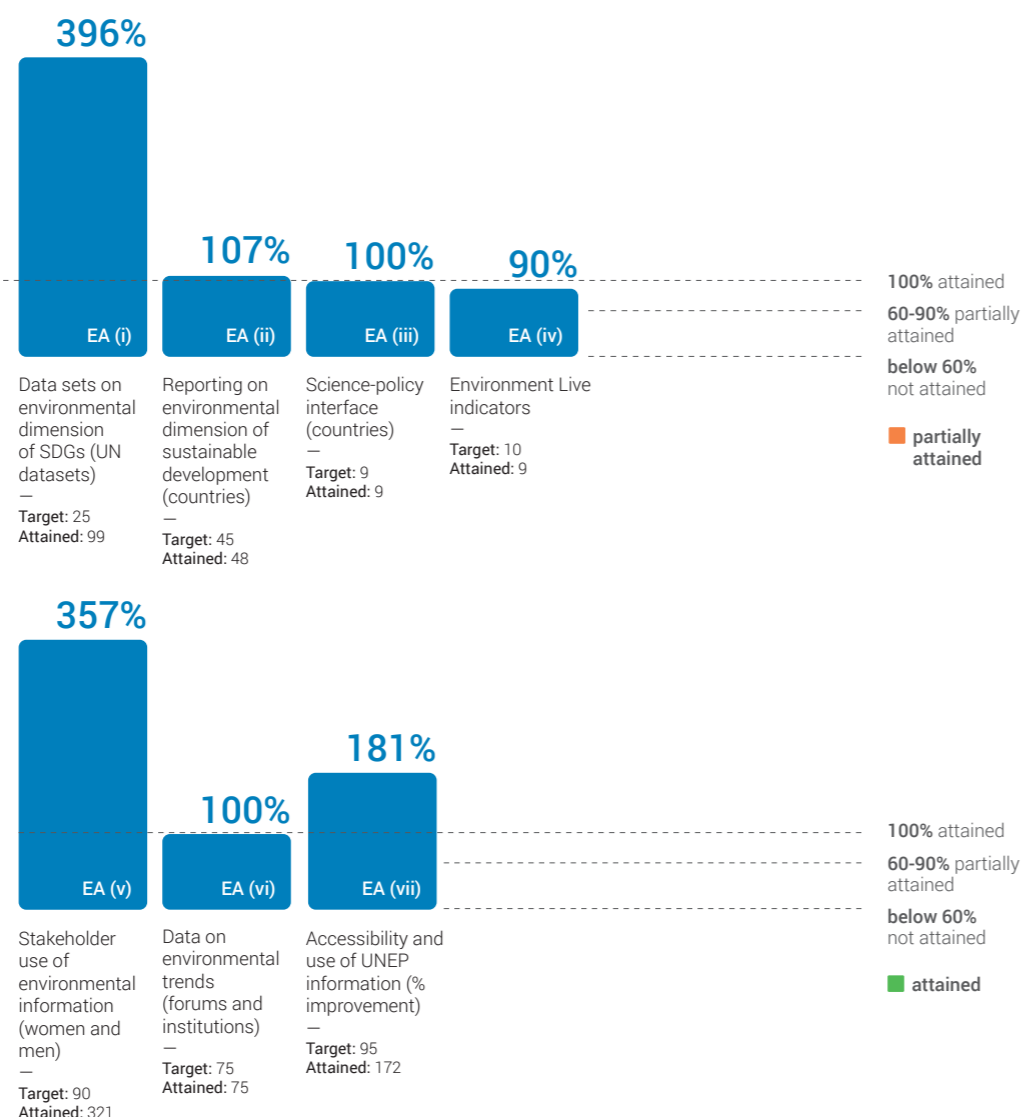
UNEP's work to keep the environment under review strengthens the interface between science, policy and governance by empowering governments and other stakeholders to develop and use environmental data and analyses to generate environmental assessments, identify emerging issues and foster impactful policy action.

By strengthening the science-policy interface, we bridge the gap between the producers and users of environmental information to enable evidence-based decision-making on the environmental dimension of sustainable development and other internationally agreed environmental goals.

By December 2019, this subprogramme achieved or exceeded 6 of its 7 indicator targets, and partially met 1.



## INDICATORS OF ACHIEVEMENT EXPECTED ACCOMPLISHMENT



## Environmental data for the SDGs

UNEP is the custodian agency for 26 of the indicators for our ambitious blueprint for a better future, the SDGs. Through a broader set of 93 indicators, the environment underlies each of the 17 goals – from eliminating hunger to reducing inequalities to building sustainable communities around the world.

With a dedicated team of scientists and experts, UNEP works to assess the world's environmental resources and to improve access to information and knowledge by cooperating with other UN entities to help build countries' capacities to track their progress towards the SDGs.

UNEP works closely with member states to increase indicator data availability and inform policy action. To strengthen national reporting systems, UNEP has joined up with the UN Statistics Division (UNSD), UN regional economic commissions and other key UN entities to help countries develop the capacity to deliver environmental statistics and report on SDGs.

**For example, UNEP successfully engaged four Central Asian countries – Kazakhstan, Kyrgyzstan, Turkmenistan and Uzbekistan – to improve their data gathering and analysis, promote public accessibility to environmental data and increase national capacities to produce indicators for reporting on the environmental dimension of the SDGs. Kazakhstan, which regularly produces indicator-based National State of Environment reports, has introduced new online interactive versions of its annual report with support from UNEP for improved public accessibility to environmental data.**

Capacity building activities led by UNEP in these Central Asian countries focused on the promotion of Shared Environmental Information System (SEIS) principles of open access to data and on methodologies for the development of environmental SDG indicators, including the 26 SDG indicators under UNEP custody. These activities reached all line agencies involved in the production of national SDG indicators in each country, with nearly 200 government officials being trained. UNEP undertook training with United Nations Economic Commission for Europe (UNECE) and the UN Country Teams and UNDP offices in each country, involving several other UN and non-UN partners<sup>133</sup> leading to improved data flows and approaches for the calculation of national environmental SDG indicators.

In the spirit of the ongoing UN reform, UNEP adopted a 'One-UN approach' for these capacity building activities, linking with national UN processes supporting the countries' efforts to implement Agenda 2030. UNEP actively encouraged regional cooperation, involving representatives from National Statistical Offices of the Central Asia countries and the broader Pan-European region – such as Austria or Belarus – to attend country workshops and share national experience.

Kazakhstan's annual national State of the Environment report comprises 36 environmental indicators.<sup>134</sup> In 2018, UNEP helped Kazakhstan develop a new online interactive version of its National State of the Environment report, accompanied by enhanced data visualizations and by a promotional video for the general public<sup>135</sup>. In 2019, UNEP supported the production of the online version of the report.

### During the reporting period:

Kazakhstan then introduced a new article in its draft Environmental Code, which is currently under approval by the government, dedicated to the 'Interactive report on the state of the environment and on the use of natural resources of the Republic of Kazakhstan' (Article 35),<sup>136</sup> paving the way to institutionalizing the UNEP-promoted approach in national regulation.

<sup>133</sup> Including the International Union for the Conservation of Nature, the Food and Agriculture Organization, the Organisation for Economic Cooperation and Development, the UN Economic and Social Commission for Western Asia and the UN University.

<sup>134</sup> <http://ecogofond.kz/lty-bajandama/>

<sup>135</sup> [https://youtu.be/Arq4Ua1C\\_Mo](https://youtu.be/Arq4Ua1C_Mo)

<sup>136</sup> <http://newecodoklad.ecogofond.kz/2016/kz/>

## Science-policy interface


UNEP, working with the UN Statistical Division, Regional Commissions and other UN agencies, strengthened the science-policy interface by providing training on open access data policies, evidence-based VNRs, and by helping countries to conduct evidence-based environmental assessments and establish the institutional measures for implementing and monitoring the environmental dimension of the 2030 Agenda.

The UN Science-Policy-Business Forum on the Environment established a working group on data, analytics and artificial intelligence in March 2018.<sup>137</sup> Through this group, UNEP has been working with a wide range of partners to evaluate how to better use data for monitoring the environment, including the SDGs. UNEP is also working with the global citizen science community to explore opportunities to better use new data to build a digital ecosystem for the environment.

## SDG indicator methodology development

SDG indicators are classified in three tiers. Both Tier I and Tier II indicators have agreed methodologies and standards – the only difference is that Tier I indicators have better country data availability, whereas data for Tier II indicators are not regularly produced by countries. As for Tier III indicators, their methodology or standards are being (or will be) developed or tested.

UNEP has continued supporting the further development of SDG indicators. This led to seven environment-related SDG indicators being reclassified from Tier II to Tier I by the Inter-Agency Expert Group on SDGs.<sup>138</sup>



UNEP's data has a critical role to play in influencing institutions and policies around the world so that we take the necessary action to tackle our climate emergency. In 2018-2019, UNEP's flagship reports ensured that – unfortunately – environmental challenges dominated headlines, international meetings, boardroom discussions and conversations from classrooms to kitchens. The appetite for science that provides a way forward is stronger than ever.

In December 2018, UNEP released the fourth edition of the *Adaptation Gap Report*,<sup>139</sup> revealing a considerable gap between countries' preparedness for climate change and the actual measures that should be put in place to prepare communities for a future of increasing climate risks. The report found that while progress has been made in reducing climate change-related diseases and injuries, current adaptation efforts are by no means sufficient to minimize the future health impacts of our changing climate. Unless adaptation efforts are strengthened considerably, heat and extreme event-related morbidity and mortality will continue to rise.

During the UNEA in March 2019, UNEP released its sixth *Global Environment Outlook*<sup>140</sup> – the most comprehensive and rigorous assessment on the state of the environment. It warned that millions of people in Asia, the Middle East and Africa could die prematurely from water and air pollution by 2050 unless urgent action is taken. The report also sounded the alarm on pollutants in our freshwater systems, saying that resulting antimicrobial resistance could become a major cause of death by 2050. The Association of American Publishers granted the outlook its Award for Environmental Science.

UNEP's *Frontiers 2018/2019* report on emerging environmental issues,<sup>141</sup> released just ahead of UNEA-4, addressed the threat posed by nitrogen pollution and the altering of the global nitrogen cycle through human activity. The report drove discussions at UNEA-4, where member states subsequently adopted a resolution on nitrogen management that included the proviso to better coordinate policies across the nitrogen cycle at national, regional and global levels.

## Providing the science to unlock solutions

<sup>137</sup> <https://www.unenvironment.org/news-and-stories/story/decade-action-sustainable-development-goals-under-way>

<sup>138</sup> <https://unstats.un.org/sdgs/iaeg-sdgs/tier-classification/>

<sup>139</sup> [https://wedocs.unep.org/bitstream/handle/20.500.11822/27114/AGR\\_2018.pdf?sequence=3](https://wedocs.unep.org/bitstream/handle/20.500.11822/27114/AGR_2018.pdf?sequence=3)

<sup>140</sup> [https://wedocs.unep.org/bitstream/handle/20.500.11822/27539/GEO6\\_2019.pdf?sequence=1&isAllowed=y](https://wedocs.unep.org/bitstream/handle/20.500.11822/27539/GEO6_2019.pdf?sequence=1&isAllowed=y)

<sup>141</sup> <https://www.unenvironment.org/resources/frontiers-201819-emerging-issues-environmental-concern>

<sup>142</sup> <http://productiongap.org/>

<sup>143</sup> <https://www.unenvironment.org/resources/emissions-gap-report-2019>

<sup>144</sup> [https://wedocs.unep.org/bitstream/handle/20.500.11822/30267/TOT\\_Manual\\_L19.pdf?sequence=1&isAllowed=y](https://wedocs.unep.org/bitstream/handle/20.500.11822/30267/TOT_Manual_L19.pdf?sequence=1&isAllowed=y)

<sup>145</sup> [https://environmentlive.unep.org/media/docs/marine\\_plastics/une\\_science\\_division\\_gesamp\\_reports.pdf](https://environmentlive.unep.org/media/docs/marine_plastics/une_science_division_gesamp_reports.pdf)

<sup>146</sup> <http://www.fao.org/3/MX201EN/mx201en.pdf>

<sup>147</sup> <http://environmentlive.unep.org/wesr>

<sup>148</sup> <https://www.unenvironment.org/news-and-stories/story/governments-smart-data-and-wildfires-where-are-we>

## World environment situation room

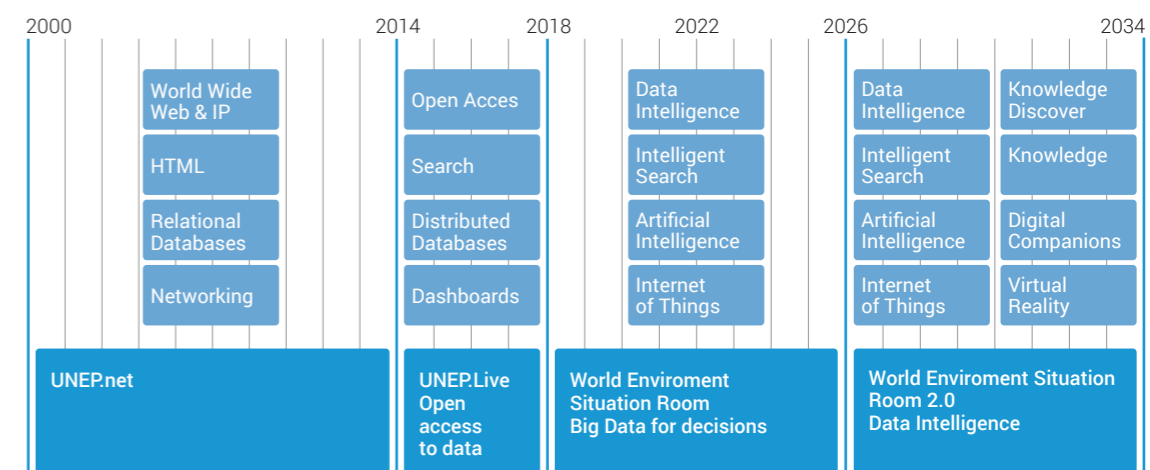
In November 2019, the *Production Gap Report*<sup>142</sup> showed that the world is on track to produce far more coal, oil and gas than would be consistent with limiting warming to 1.5°C or 2°C. This was the first report to assess countries' plans and projections for fossil fuel production and it laid out the gap between what we need to do and what we plan to do. Through its experience with other gap reports, UNEP collaborated with several research and academic institutions in the development of this report, which was a clear-eyed clarion call for change.

At the December 2019 climate COP in Madrid, the UNEP *Emissions Gap Report*,<sup>143</sup> emphatically highlighted that we either cut greenhouse gas emissions by 7.6 per cent every year from now until 2030 or accept that our world will warm by more than 3°C by the end of the century. UNEP also released a 10-year summary of Emissions Gap Reports showing that emissions today are almost exactly what early Gap Reports projected they would be if nothing was done.

UNEP has developed, in partnership with Open University, a *Manual for Training of Trainers programme on the monitoring and assessment of marine litter and microplastics*.<sup>144</sup> Launched in September 2019, the manual was used in courses in Kenya (August 2019) and in South East Asia (September 2019). The training was built on the *Guidelines for the monitoring and assessment of plastic litter in the ocean*.<sup>145</sup> UNEP supported FAO to study the occurrence and impacts of microplastics in fisheries and aquaculture.<sup>146</sup> The study assessed the potential impact of microplastics on food safety and consumers' perception, and the potential consequences on fish productivity as physiological processes are likely to be affected by microplastics.

UNEP tracks progress on the SDGs through resources such as the World Environment Situation Room (WESR),<sup>147</sup> a dynamic knowledge platform designed to collect, process and share the world's best environmental science and research, as well as the mass of new data from satellites, drones and citizen science. The platform includes critical tools to review progress towards the achievement of the goals.

The situation room is a work in progress, though data on biodiversity, pollution, disaster risk and climate change are already available. The plan is to have the full database up and running for launch at the next United Nations Environment Assembly in 2021.<sup>148</sup>



The World environment situation room is building on UNEP's earlier digitalisation efforts

Valuable research and data from sources such as NASA, Global Forest Watch, the Food and Agriculture Organization and UNEP are fed into the situation room and generate graphics and other data visualization tools. Data searches can be carried out by geography, theme or product type.

The situation room is accessible through online platforms and physical situation rooms and is powered by several geospatial engines, including MapX software developed by UNEP/GRID-Geneva.

During the fourth Environment Assembly in March 2019, UNEP demonstrated the WESR, highlighting the support it can provide to Agenda 2030. Going forward, we will continue to enhance the content and the platform will transform data into information products and services which can be used by non-data experts. Anyone will be able to explore data, visualize trends and use the information to devise action plans.

UNEP also uses the data compiled in the situation room to draft SDGs Policy Briefs, which highlight hotspots of environmental change. The evidence provided builds on the scientific data and information hosted on the situation room and is complemented by stories from the regions.

The partners – GRID centres, businesses, UN System entities, geospatial agencies, NGOs and citizen science – will facilitate:

- the timely access to reliable data (geospatial, satellite imagery, in situ data, statistics and indicators – including SDGs and MEAs) and
- the transformation of data into information and knowledge supporting assessments, the governance and actions regarding a wide range of environmental solutions.

UNEP's role on geospatial data has been recognized by more than 25 UN entities which nominated UNEP as the Chair of the UN Committee of Experts on Global Geospatial Information Management (GGIM). This 'One Global Partnership' is the intergovernmental mechanism for making joint decisions and setting directions on the production, availability and use of geospatial information within national, regional and global policy frameworks, including in the development agenda.



The World Environment Situation Room displayed through immersive Yale BEEM Lab experience

Access to environmental knowledge and data is the foundation for linking science to policy opportunities: "If you can't measure it, you can't improve it." Data gaps continue to present challenges. More consistent and stable country data is needed on the SDGs, MEAs and other environmental indicators for assessments and by policymakers.

For the data that exists, UNEP's WESR provides open access to environmental data, and tools for distilling knowledge from that data, offer opportunities for compiling and analysing scattered data sets to reveal patterns, provide early warning, spot emerging issues, track progress and correct course. A main challenge is making compatible the various technology-enabled platforms. Another is addressing the lack of proficiency in policy communities to gather data and the use of available data effectively and efficiently.

The subprogramme significantly exceeded three indicators, where many more environmental data sets were made available by tapping into partner open data sources and online environmental information was used more than planned due to improved online platforms with larger data sets. –

## Transforming pathways through partnerships

## Opportunities and challenges

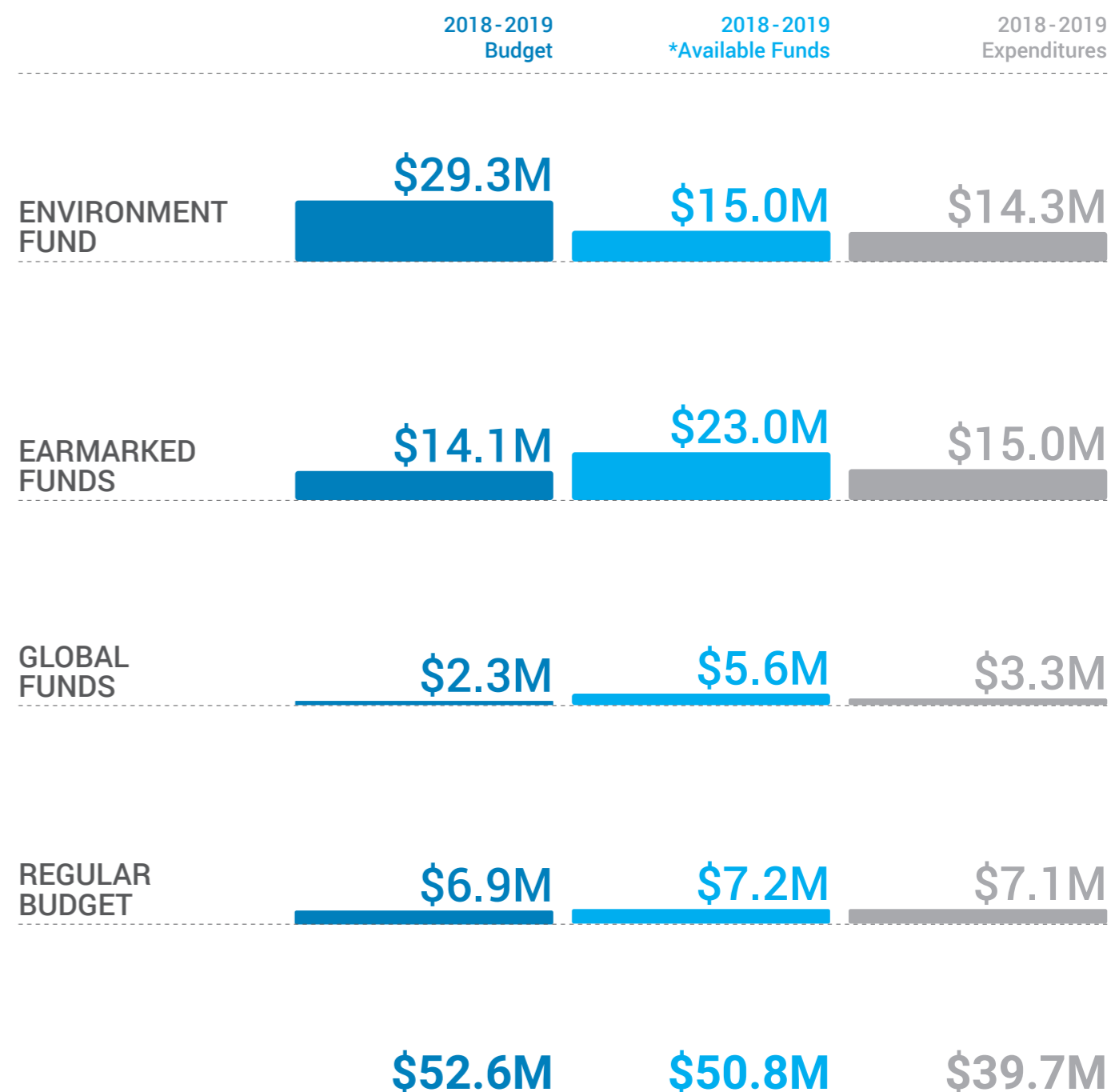
## FINANCIAL OVERVIEW

> Out of the planned Environment Fund budget for 2018-2019 of \$29.3 million, only \$15.0 million was received. This was part of an overall trend whereby UNEP received a smaller amount of Environment Fund contributions than originally projected.

> For 2018-2019, the Environment Fund includes allocations and expenditures of \$0.17 million and \$0.03 million respectively from fund reserve.

> Earmarked funds compensated to some degree for the Environment Fund shortfall. The sub-programme received \$23 million (against a projected budget of \$14.1 million) from earmarked funds contributions. However, as some of this amount represents multi-year contributions, only part of it can be counted against 2018-2019.

> Overall expenditure for the biennium, therefore, stands at \$39.7 million, which is 76 per cent of the target budget of \$52.6 million.



(\*) Includes multiyear contributions beyond 2019



## IV. Fit for purpose

In its drive to remain fit for purpose, UNEP continued to improve its efficiency and effectiveness. This ranged from the impact of the UN Environment Assembly and stronger leadership and partnerships on environmental issues to better operational systems and processes.

## Policy-making organs

During 2018-2019, UNEP provided clear leadership in setting the global environmental agenda and in coordinating policy across the United Nations system. Notably, this included successfully hosting the fourth session of the UNEA in March 2019. This success was despite the deadly crash of an Ethiopian Airlines plane on its way to Nairobi just before the meeting began. Those killed included United Nations staff, assembly delegates, scientists, members of academia and other partners. Among them was UNEP's dear colleague Victor Tsang.

UNEA-4 was organized around the theme 'Innovative Solutions for Environmental Challenges and Sustainable Consumption and Production'. It addressed and made important decisions in areas such as innovative solutions for environmental challenges, sustainable consumption and production; biodiversity and ecosystems; resource efficiency, chemicals and waste; gender; the poverty-environment nexus and environmental governance. The meeting was widely recognised as a success with 94 per cent of member states responding to a survey by saying that it was useful in drawing attention to important global environmental issues that are relevant to their countries. They named the top three issues needing attention and action as climate change, biodiversity loss and pollution. The survey on our programme of work was administered by UNEP.

UNEA-4 had wide reaching news and media coverage. Appearing in 26,500 news articles, in 49 languages across 160 countries (compared to 11,160 articles in 125 countries and 23 languages for the third Assembly – a 137 per cent increase in the number of articles).

Through the SolveDifferent interactive habit planner, over 3 million commitments were made; an increase of 20 per cent compared to 2.5 million pledges in the Beat Pollution activation for the third Assembly. This social traffic was also driven by a significant increase in text and multimedia storytelling: 76 #SolveDifferent stories were published, compared to ten #BeatPollution stories for the third assembly.

There was a change in leadership in UNEP at the Executive Director level during the reporting period. With the departure of the former Executive Director, Deputy Executive Director Joyce Msuya served as acting Executive Director. Ms. Msuya steered UNEP from November 2018, through UNEA-4 and until June 2019, when Ms. Inger Andersen took office.

### 1. Environmental issues in the UN system

During 2018-2019, UNEP led the world in placing the environment at the heart of sustainable development and spearheaded the integration and coherence of environmental issues throughout the United Nations system and in its delivery of the programme of work.

Under UNEP's leadership, the UN Environment Management Group, an inter-agency mechanism that identifies international environmental issues that require collective engagement and coherent management responses, coordinated work on critical issues such as biodiversity, marine litter and microplastics, electronic waste and sand and dust storms. UNEP worked with seven entities<sup>149</sup> which have integrated environmental targets and indicators into their policies, plans and strategies, 175 per cent more than the planned target in the approved programme of work.

### 2. Relevance of UNEP programmes, products, and support

During this period, as mandated by the programme of work, a survey was carried out in the period November 2019 to January 2020 to canvas member states' opinions on UNEP's work. The key findings included:

- 88 per cent of the respondents found UNEP programmes and products useful.

UNEP business intelligence team developed dashboards which focus primarily on the key performance indicators introduced by the UN Secretary-General as part of the new framework delegating increased authority directly to heads of entity in the areas of budget and finance, procurement, property management, and human resources.

- 91 per cent of responding partners from major groups and stakeholders said UNEP's programmes and services were useful to their work.
- 75 per cent of the major groups and stakeholders who responded said they were in partnerships supporting an integrated approach in implementation of environmental policies and priorities, as reflected in the programme of work. Of those who said they were in partnerships, 41 per cent said it was at a national level, 49 per cent at a regional level, and 11 per cent were in South-South cooperation partnerships.
- 47 per cent of respondents rated UNEP's presence in their region and its support to countries in addressing environmental needs and priorities as satisfactory, good or excellent.

Going forward, UNEP will focus on implementing the UN system-wide reforms to further strengthen UNEA as a leading global authority on the environment and its links to sustainable development. UNEP will be engaging more with the UN Country Teams to further mainstream environmental sustainability and help countries build capacity and use our products and services. One lesson learned over this period is that programme of work surveys should be complemented by additional information, such as interviews or focus group discussions for more in-depth feedback on the delivery of UNEP's mandate. This will also strengthen participatory monitoring. Alternative methods to gather information on the usefulness of UNEP's products and services may help address the challenges of using surveys as a method to gather feedback, given the often-associated survey fatigue.

### 3. Strengthened accountability

UNEP has continued working on improving its results-based systems, including through use of audit, investigation and evaluation recommendations as well as of business intelligence in decision-making.

### 4. Audits and investigations

Audits and investigations were undertaken by the UN Board of Auditors and the Office of Internal Oversight Services (OIOS). The data in this section comprises the audit recommendations in the Financial Statements and Audit Report for the year ending 31 December 2019. It covers the audit of the year ending 31 December 2018 (as the 2019 audit is still ongoing in 2020). Out of 35 recommendations, six were implemented (17 per cent), 26 are under implementation (74 per cent) and three not implemented (9 per cent).

### 5. Business intelligence

UNEP's management has increased awareness of the primacy of data and takes more decisions based on business intelligence data. The introduction of Umoja, the UN Secretariat wide Enterprise Resource Planning system, in 2015 has helped structure transactional data while the creation of a dedicated business intelligence team in 2018 enabled UNEP to monitor the various accountability pillars.

UNEP business intelligence team developed dashboards which focus primarily on the key performance indicators introduced by the UN Secretary-General as part of the new framework delegating increased authority directly to heads of entity in the areas of budget and finance, procurement, property management, and human resources.

UNEP has its own internal Delegation of Authority framework whereby the Executive Director assigns responsibility and accountability to directors for the management of their respective portfolios, administrative management and staff.

In 2019, UNEP also released new travel guidelines with a clear monitoring framework accessible to all UNEP delegation of authority holders. These guidelines have enabled senior management to monitor the planning of staff travel and increased compliance with guidelines from 47 per cent in 2018 to 61 per cent in 2019. This positive trend continued in January 2020 with 64 per cent compliance.

<sup>149</sup> Human Rights Council, Sustainable UN, Chief Executive Board for Coordination, with the UN Environment Management Group, UN Task Team on Common Premises, UN Office in Geneva and UN General Assembly.



The largest proportion of the evaluations were in the Climate Change, the Chemicals, Waste and Air Quality, the Environmental Governance and the Healthy and Productive Ecosystems subprogrammes.

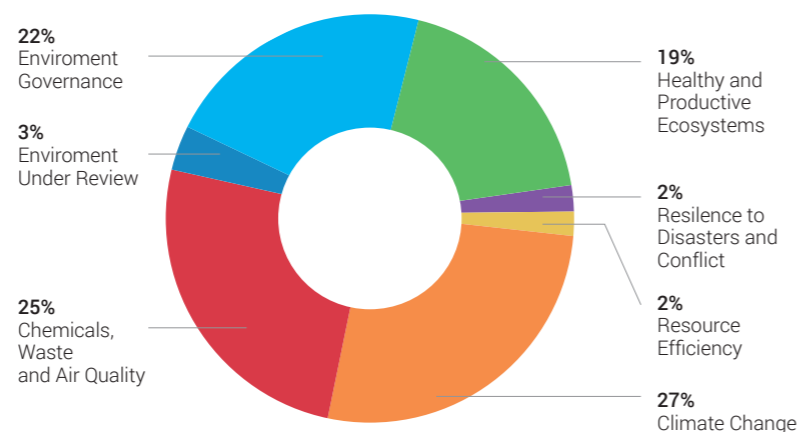
## 6. Evaluation

For the 2018-2019 biennium, UNEP's evaluation office carried out and completed 61 evaluations making up over \$265 million of expenditure.

The largest proportion of the evaluations were in the Climate Change, the Chemicals, Waste and Air Quality, the Environmental Governance and the Healthy and Productive Ecosystems subprogrammes. Evaluations for the environmental governance subprogramme is increased by the GEF biosafety projects it houses. The Resilience to Disasters and Conflicts and the Environment under Review subprogrammes having smaller project portfolios, had less evaluations carried out. The evaluation of the Resource Efficiency subprogramme was recently concluded and this was preceded by a period where its projects were deliberately prioritised, thus resulting in fewer projects evaluated in 2018-2019. [see chart below]

### Distribution by subprogramme of projects evaluated in 2018-2019

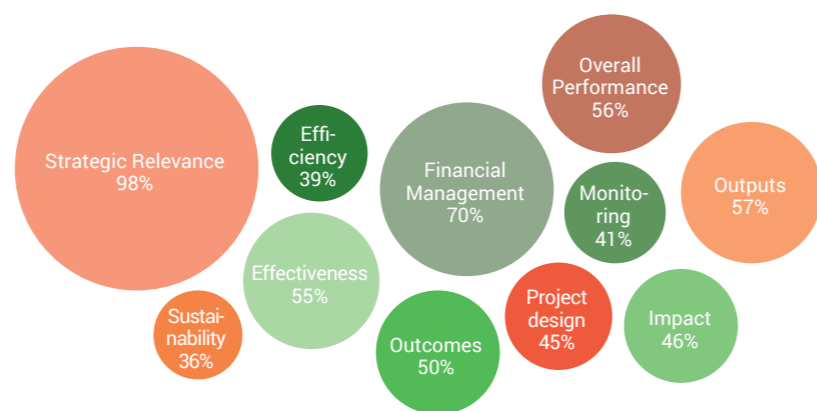
Projects evaluated in 2018-2019 Biennium by UNEP Sub-programme



N=59

Of the projects evaluated, the criteria showing a positive performance were strategic relevance, financial management, effectiveness, overall project performance and factors affecting performance. The areas for attention which emerged were public awareness, quality of project design, monitoring, efficiency, sustainability and responsiveness to human rights and gender. [see chart below]

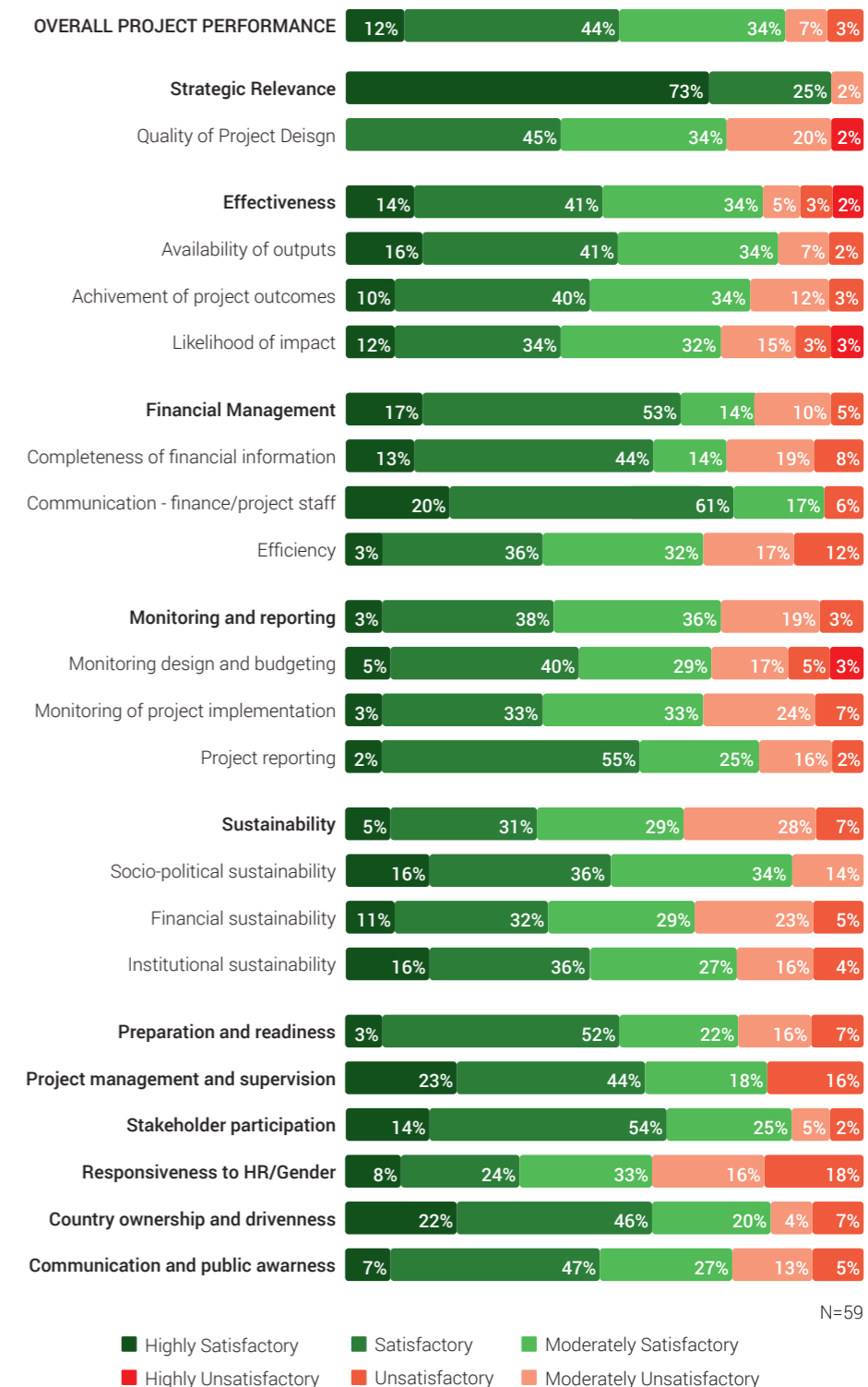
### Summary of projects attaining 'satisfactory' or better performance against the main evaluation criteria in 2018-2019



Evaluation criteria (N=59)

The figure below provides an aggregated view of project performance across all rating categories by criteria, and their sub-categories, from the data of evaluations reports completed in the 2018-2019 biennium.

### Project performance by criteria 2018-2019



N=59

## Programme management and support

For the 2018-2019 biennium, the percentage of projects whose evaluations were in the satisfactory or higher range ('satisfactory' and 'highly satisfactory') was 56 per cent, whereas the percentage of projects in the 'satisfactory' range ('moderately satisfactory', 'satisfactory' and 'highly satisfactory') was 90 per cent. The percentage of accepted evaluation recommendations implemented within the time frame defined in the implementation plan for the 2018-19 biennium was 80 per cent.

For 2017, the percentage of projects whose evaluations were rated satisfactory or higher ('satisfactory' and 'highly satisfactory') was 67 per cent, whereas the percentage of projects in the 'satisfactory' range ('moderately satisfactory', 'satisfactory' and 'highly satisfactory') was 91 per cent.

UNEP is an active member of the United Nations Evaluation Group (UNEG). The UNEP Director of Evaluations chairs the UNEG Peer Review working group and has undertaken reviews of the evaluation functions of the UNODC, United Nations Children's Fund (UNICEF) and United Nations Population Fund (UNFPA) during 2018-2019.

The UNEP Evaluation Office, in close collaboration with the UN-Habitat Evaluation Unit, organised and hosted the 2019 UNEG Evaluation Week on 15-19 May 2019 in Nairobi. The event brought together evaluation professionals across the UN system. 150 participants came from more than 30 UN entities and those of the GEF, GCF, OECD-DAC, Asian Development Bank, African Development Bank and the World Bank.

### 1. Improving internal oversight and management

To ensure we can be as effective as possible, UNEP has embarked on a journey of transformation to identify aspirations and opportunities to improve our organization. The transformation process will help UNEP to become more strategic in its programmatic work; to draw more on the strengths of the rest of the UN system; to work as a more cohesive whole; to track our results and impact in a more coordinated way; and to strengthen a culture of support, excellence and performance.

UNEP has also actively promoted a culture of results through a new initiative – Creating a Culture of Results. It aims to improve the generation of results and raise their visibility. This can be done by improving the way we formulate, measure and manage performance as well as how we communicate about UNEP's results to staff, donors, partners, beneficiary countries and the public.

UNEP also bolstered its risk management. Our staff took part in two workshops in 2019 to provide updates on methodology, approaches and timelines. In October 2019, a Junior Professional Officer on Risk Management, funded by the Netherlands, joined UNEP to strengthen capacity in this area.

As part of the five lines of defence initiative to strengthen efficiency and accountability, UNEP is increasing its engagement with the OIOS on thematic and other internal control processes. In 2019, the workplan included audits on Afghanistan, recruitment, partnerships and the Convention on Biological Diversity. In 2020, UNEP will systematically engage teams in sensitization on risk management and risk universe development.

During 2018-2019, UNEP started implementing the recommendations contained in a new blueprint for management reform *Back-to-Basics Model: A Roadmap for strengthened foundational controls and principles for management and administration of UNEP*. The goal of the back-to-basics foundational concept is to improve programme delivery by ensuring that clear systems and frameworks are in place for UNEP to deliver on its mandate. The model creates scope for establishing best practices, improving transparency, accountability and credibility. It also reinforces sound principles of management across the organization. This dovetails with the multi-dimensional five lines of defence approach to build on a solid management foundation that is internationally acceptable and responds to different stakeholders by:

- Re-establishing management tone at the top.
- Re-sensitizing and training staff to act as gatekeepers and custodians of policies.
- Benchmarking best practices internally and across UN agencies and the public sector.

UNEP has embarked on a journey of transformation to identify aspirations and opportunities to improve our organization. The transformation process will help UNEP to become more strategic in its programmatic work; to draw more on the strengths of the rest of the UN system; to work as a more cohesive whole; to track our results and impact in a more coordinated way; and to strengthen a culture of support, excellence and performance.

- Partnering with auditors and the evaluation office to benefit from an external view.
- Focusing on communicating results, improving programme management and reporting and improving transparency.

In 2019, UNEP created the Corporate Academy to strengthen accountability, transparency and technical capacity, and also enhance knowledge on organizational policies. The academy targeted fund management and administrative officers and assistants, and the first edition focused on:

- Creating scope for capacity building, establishing best practices, improving transparency, accountability, risk mitigation and credibility;
- Reinforcing sound principles of fund management across the organization with the aim of strengthening the role of fund management and administrative officers as gatekeepers and custodians;
- Providing a forum that specializes in training professionals in financial and administrative management and related governance issues;
- Providing a platform for administrative and fund management officers to exchange ideas and experiences; and
- Providing clarity around what fund management and administrative officers are expected to know to fulfil their functions and share policies.

As well as providing continuous learning opportunities, the academy enhances skills and capacity and gives regular updates on reform initiatives, policies, guidelines, workflow processes and managing risk.

In 2019, UNEP also launched a peer review mechanism to support the Executive Director's efforts to achieve UNEP's strategic objectives. It was charged with reviewing a range of projects, programmes and areas of operation, and making practical recommendations to mitigate risk, enhance management and governance practices and improve systems of risk management and internal control. The reviews give the Executive Director early insight into emerging risk areas as well as pointing out best practices that could be replicated.

### 2. Enhancing operational policies, standards and procedures

To decentralize decision-making, align authorities with responsibilities and strengthen accountability, the Secretary-General promulgated a new framework for delegating increased authority directly to heads of entity in the areas of budget and finance, procurement, property management, and human resources (ST/SGB/2019/2, "Delegation of authority in the administration of the Staff Regulations and Rules and the Financial Regulations and Rules").

This came into effect on 1 January 2019, when the Secretary-General issued a delegation instrument to heads of entities, detailing the new authorities being granted. As part of the Secretary-General's reform, enhanced reporting and monitoring capabilities were established to identify any challenges in the process or any compliance issues.

In light of the new framework, UNEP updated its Delegation of Authority Policy and Framework. The policy simplifies and streamlines the delegation of authority at UNEP and enables the principle of subsidiarity in decision-making to be applied.

Towards the end of 2019, UNEP launched a process to update UNEP's 2011 Partnerships Policy and Procedures. The process follows a request from member states to consolidate UNEP's partnerships under a single policy, to contribute further to the achievement of Sustainable Development Goal 17 on Partnerships, and to introduce higher standards for UNEP to engage with different stakeholders, including those in the framework of the GCF and GEF.

#### UNEP and the Green Climate Fund

The GCF is the world's largest climate fund and a critical partner for UNEP. As the financial mechanism for UNFCCC and the Paris Agreement, it has a mandate to accelerate climate action in developing countries.

The fund's mandate reflects UNEP's work to catalyse and sustain green solutions to adapt to climate change and mitigate its effects. UNEP was accredited in 2015 to access grant instruments for project management with a value of up to \$50 million per project, and in March 2019, that accreditation was upgraded to include grant awards.

The fund allocates resources to low-emission and climate resilience projects and programmes in developing countries, focusing on priority groups that are highly vulnerable to the effects of climate change, such as least developed countries, small Island Developing States and African states.

Its investments can be in the form of grants, loans, equity or guarantees, which are channelled through Accredited Entities. UNEP is one of 95 Accredited Entities and is uniquely placed to act as a strategic partner for the fund because of its broad leadership role within the UN system, its decades of experience in more than 100 countries, and the systemic and comprehensive, science-based approach it takes on climate change mitigation and adaptation.

The fund's mandate reflects UNEP's work to catalyse and sustain green solutions to adapt to climate change and mitigate its effects. UNEP was accredited in 2015 to access grant instruments for project management with a value of up to \$50 million per project, and in March 2019, that accreditation was upgraded to include grant awards. This accreditation allows UNEP to work with member states to apply for funds from the GCF.

UNEP's support to eligible countries has resulted in a pipeline of GCF-funded projects built around diverse issues, including climate information and early warning systems; low-emission development, including energy efficiency; and electric mobility. UNEP manages three portfolios, Adaptation and REDD+; Low Emission Development; and Climate Information and Early Warning Systems.

As of December 2019, the total approved UNEP-GCF portfolio of projects was \$156.3 million, of which 35 per cent is for readiness proposals. Five funding proposals – from The Gambia, Bahrain, Benin, Paraguay, and Laos – have been approved. The current portfolio of total proposals submitted by UNEP to the GCF Secretariat for consideration amounts to approximately \$328 million.

#### UNEP and the Global Environment Facility

UNEP is a founding partner of the GEF, along with UNDP and the World Bank, and has been actively developing and implementing GEF projects for 27 years. Hosting and administering three of the five MEAs for which GEF serves as the financial mechanism (the CBD, Stockholm and Minamata Conventions), UNEP recognizes its great synergies with GEF, and actively programmes finance and delivers results in all GEF focal areas (Biodiversity, Chemicals and Waste, Climate Change Mitigation, Climate Change Adaptation, International Waters and Land Degradation).

2018 marked the end of the 6th GEF Replenishment Cycle and the start of the GEF 7 cycle and marks a record-breaking year in UNEP/GEF, where active efforts resulted in \$175 million in new project concepts approved. The start of GEF 7 has been particularly good for UNEP. By the end of 2019, after 18 months of programming, \$273 million in new programmes and projects had been mobilized, which is more than half of what UNEP mobilized in the four-year GEF 6 cycle.

Importantly, UNEP was selected to lead, on behalf of the GEF partnership, other GEF agencies in some of the flagship GEF 7 programming initiatives, including: The Congo Basin Sustainable Landscapes Impact Program, the Sustainable Cities Impact Program, ISLANDS, and the Global Programme to Support Countries with the Shift to Electric Mobility. These programmes, as well as numerous other projects, are currently under development. At the end of 2019, the UNEP/GEF portfolio of projects under implementation and approved concepts under development was valued at \$1.3 billion.

Following recommendations from external and internal oversight bodies, UNEP's updated Partnership Policy outlines the selection and due diligence processes and includes a partnership committee responsible for reviewing UNEP's engagement with the private sector. The committee's role is to consider recommendations for partnerships with not-for-profit entities. It also provides a forum for UNEP managers to review partner risks and opportunities.

The Partnership Committee also looks at any proposals beyond \$200,000. The validation of partners and the clearance of legal agreements is carried out through an online portal designed to integrate policies, guidance and frameworks under a common platform accessible to the whole organization and the secretariats of the MEAs administered by UNEP. A Partnership Policy Task Force has been established to update the policy and incorporate the Secretary-General's reforms in the Working Group on Partnerships.

New policies and memoranda have been issued to enhance UNEP's fiduciary standards and day-to-day operations relating to travel, human resources, finance and partnerships. These deal with the following areas: anti-fraud and anti-corruption guidelines; preventing and addressing sexual harassment in the workplace; clarification on guidance on consultancy contracts; use of UN agencies to provide operational support for project implementation; hospitality guidance; business intelligence and corporate data policy; clarification on the roles of the partnership portal and the implementing partner module of Umoja Extension 2; introduction of the 1 per cent coordination levy.

In 2020, UNEP will focus on benchmarking best practices internally across UN agencies and the public sector in order to:

- provide industry best practices for internal controls in the UNEP regulatory framework.
- provide recommendations linked to efficient and client-oriented service provision.

### 3. Gender and environmental management

In line with the 2030 Agenda for Sustainable Development the gender-specific targets of the SDGs are guided by the UN Secretary-General's report on *Mainstreaming a gender perspective into all policies and programmes in the United Nations system*.<sup>150</sup> UNEP reaffirms its commitment to promote gender equality and women's empowerment in the areas of sustainable development. In October 2018, UNEP received a Certificate of Achievement from UN Women for remarkable improvement – 73 per cent from 2012 – in meeting the performance indicators of the UN System-wide Action Plan (UN-SWAP) on gender equality and the empowerment of women.

UNEP continues to collaborate gender and environment related work with the MEAs it administers. For example, the Convention on Biological Diversity is integrating gender, health, and other equity concerns in its 2015-2020 Gender Plan Action which is also closely linked to the Convention's Strategic Plan for Biodiversity 2011-2020. The Secretariat for the Basel, Rotterdam and Stockholm Convention has developed a Gender Action Plan to guide integration of gender perspectives in the respective initiatives developed under the three conventions.

In line with the UN development reform this resolution further supports enhanced interagency collaboration between UNEP and UN Women; the Office of the United Nations High Commissioner for Human Rights; the United Nations Special Rapporteur on the issue of human rights obligations in the enjoyment of a safe, clean, healthy and sustainable environment; and civil-society organizations, to mainstream perspectives on gender equality and the empowerment of women and girls into developing innovative solutions to environmental challenges and accelerating the shift towards sustainable consumption and production. This resolution further provides us with a firm people-focused vision as UNEP continues the onward march into the 'super year' for the environment.

<sup>150</sup> Mainstreaming a gender perspective into all policies and programmes in the United Nations system - Report of the Secretary-General E/2019/54: <https://undocs.org/en/E/2019/54>

UNEP is one of the key and active organizations in the inter-agency teamwork within the UN system in developing the harmonized and common safeguard approach in UN country programming and projects, linking it to the SDGs, and sharing tools and knowledge regularly.

#### 4. Strengthening safeguard risk management

The UNEP's first safeguard framework was approved in early 2015 and rolled out for all UNEP projects in 2017. UNEP steadily built the structure and capacity of the projects to address safeguard risks, and continuously mainstreamed it in the project management cycle. The biennium 2018-2019 was the time when the safeguard work was firmly rooted in the UNEP work. By the end of 2019, all UNEP projects duly complied with their safeguard risk identification task using the *Environmental, Social and Economic Review Note (ESERN)* checklist. As the scale and complexity of UNEP projects increased, attention to the safeguard measures increased.

UNEP is one of the key and active organizations in the inter-agency teamwork within the UN system in developing the harmonized and common safeguard approach in UN country programming and projects, linking it to the SDGs, and sharing tools and knowledge regularly.

In 2019, UNEP embarked on revising the existing safeguard framework, which was to be launched in early 2020. The revised framework aimed to go beyond the current one in that it sought to align with the 2030 Agenda and captures lessons learned from organizational experiences to date in order to align with key international standards.

#### 5. Human Resources

As at 31 December 2019, UNEP employed 1,242 staff members comprising 914 (74%) in the secretariat and 328 (26%) in the MEAs and conventions. Of the 1,242 staff members, 740 (59%) were in the Professional and **higher Categories**, 8 (1%) in the National professional Officer category and 494 (40%) in the General Service category.

##### Gender distribution

###### UNEP Secretariat

The UNEP Secretariat employed 914 staff, of which 61% were female and 39% male staff.

UNEP continues to assess and improve its overall Gender Parity Strategy at all levels of the organization. UNEP surpassed gender parity targets for 2019 at the D2 level and above, and is working to meet targets at the P5 and D1 levels. UNEP continues to make a concerted effort to meet targets for P4 and below.

The overall female to male representation:

- at the professional and higher categories, it was 53% female and 47% male, which is above the UN target of 50%
- at the general service level, 73% female and 27% male.

At the junior and medium professional levels (P2 to P-4), 60% were female staff (down 1% compared to December 2017). At the more senior levels (P5 and higher categories) 57% were female staff (up 25% compared to December 2017).

2019 Gender	USG	ASG	D-2	D-1	P-5	P-4	P-3	P-2	Professional and higher Total	NPO Total	GS Total	Grand Total
Female	1	1	3	15	40	79	103	55	297	3	253	553
Male		1	2	27	60	94	58	22	264	5	92	361
<b>Grand Total</b>	<b>1</b>	<b>2</b>	<b>5</b>	<b>42</b>	<b>100</b>	<b>173</b>	<b>161</b>	<b>77</b>	<b>561</b>	<b>8</b>	<b>345</b>	<b>914</b>
Female	100%	50%	60%	36%	40%	46%	64%	71%	53%	37%	73%	61%
Male	0%	50%	30%	64%	60%	54%	36%	29%	47%	63%	27%	39%

The MEAs and Conventions administered by UNEP employed 328 staff, of which 62% were female and 38% male.

2017 Gender	USG	ASG	D-2	D-1	P-5	P-4	P-3	P-2	P-1	Professional and higher Total	NPO Total	GS Total	Grand Total
Female			3	12	38	74	95	45	1	268	2	254	524
Male	1	2	0	31	56	94	63	16		263	1	82	346
<b>Grand Total</b>	<b>1</b>	<b>2</b>	<b>3</b>	<b>43</b>	<b>94</b>	<b>168</b>	<b>158</b>	<b>61</b>	<b>1</b>	<b>531</b>	<b>3</b>	<b>336</b>	<b>870</b>
Female	0%	0%	100%	28%	40%	44%	60%	74%	100%	50%	67%	76%	60%
Male	100%	100%	0%	72%	60%	56%	40%	26%	0%	50%	33%	24%	40%

##### MEAs and Conventions

The MEAs and Conventions administered by UNEP employed 328 staff, of which 62% were female and 38% male.

The overall female to male representation:

- at the professional level was 51% female and 49% male
- at the general service level, 74% female and 26% male.

The female representation at the junior and medium professional level (P2 to P4) was 51% (down by 1% compared to December 2017) and at the more senior level (P5 and above) 60% (up 10% compared to December 2017).

2019 Gender	ASG	D-2	D-1	P-5	P-4	P-3	P-2	Professional and above Total	GS Total	Grand Total
Female	1	2	5	16	24	30	13	91	111	202
Male		2	5	21	23	21	16	88	38	126
<b>Grand Total</b>	<b>1</b>	<b>4</b>	<b>10</b>	<b>37</b>	<b>47</b>	<b>51</b>	<b>29</b>	<b>179</b>	<b>149</b>	<b>328</b>
Female	100%	50%	50%	43%	51%	59%	45%	51%	74%	62%
Male	0%	50%	50%	57%	49%	41%	55%	49%	26%	38%

2017 Gender	ASG	D-2	D-1	P-5	P-4	P-3	P-2	Professional and above Total	GS Total	Grand Total
Female	1	1	3	12	22	22	19	80	106	186
Male		3	5	18	26	22	12	86	32	118
<b>Grand Total</b>	<b>1</b>	<b>4</b>	<b>8</b>	<b>30</b>	<b>48</b>	<b>44</b>	<b>31</b>	<b>166</b>	<b>138</b>	<b>304</b>
Female	100%	25%	38%	40%	46%	50%	61%	48%	77%	61%
Male	0%	75%	63%	60%	54%	50%	39%	52%	23%	39%

UNEP continues to assess and improve its overall Gender Parity Strategy at all levels of the organization. UNEP surpassed gender parity targets for 2019 at the D2 level and above, and is working to meet targets at the P5 and D1 levels.

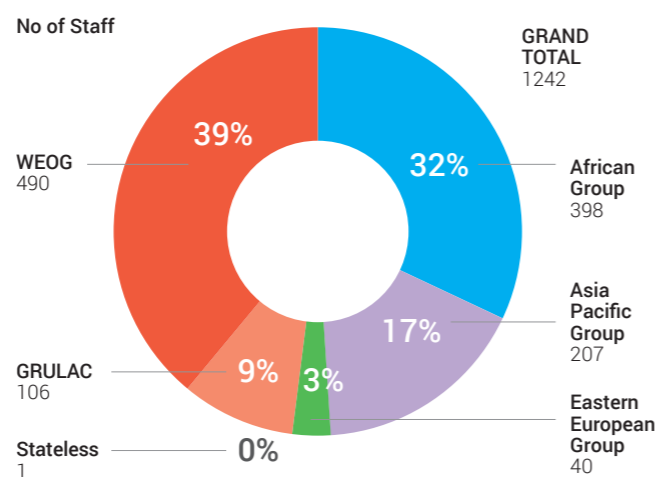
#### Age Distribution

The age distribution remained largely similar from end 2017 to end 2019. By the end of 2019, over half of UNEP staff was in the 41 to 55 years old age bracket and 28% were 40 years old or younger.

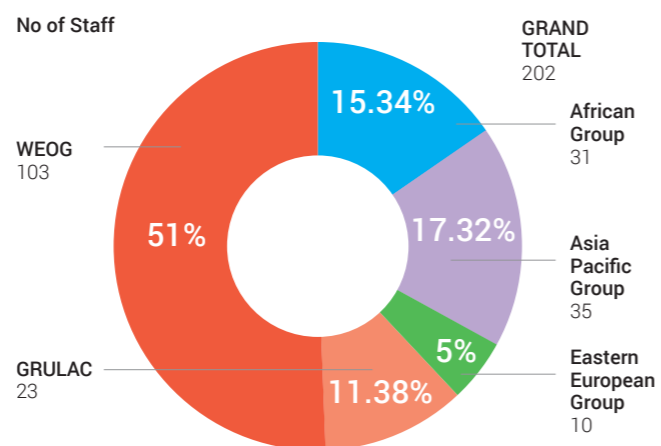
Age Category	2019 No. of staff	2017 No. of staff
<30	31	29
31-35	120	112
36-40	203	205
41-45	229	229
46-50	234	222
51-55	202	185
56-60	157	159
>61	66	33
<b>Grand Total</b>	<b>1242</b>	<b>1174</b>

#### Regional representation

##### Regional representation (All staff)



##### Regional representation P5 and above



\*Latin American and Caribbean Group (GRULAC)  
\*Western European and Others Group (WEOG)

UNEP employed staff members from 109 countries and aims to recruit staff members from as wide a geographical base as possible. –

# V. Budget performance



Over the 2018-2019 biennium, UNEP informed, enabled and inspired policy makers and citizens through scientific assessments and advocacy. Through its convening power, UNEP brought together governments, the private sector and civil society to advance the global environmental agenda. UNEP enabled action at all levels through catalytic, innovative tools, technical assistance and capacity building.

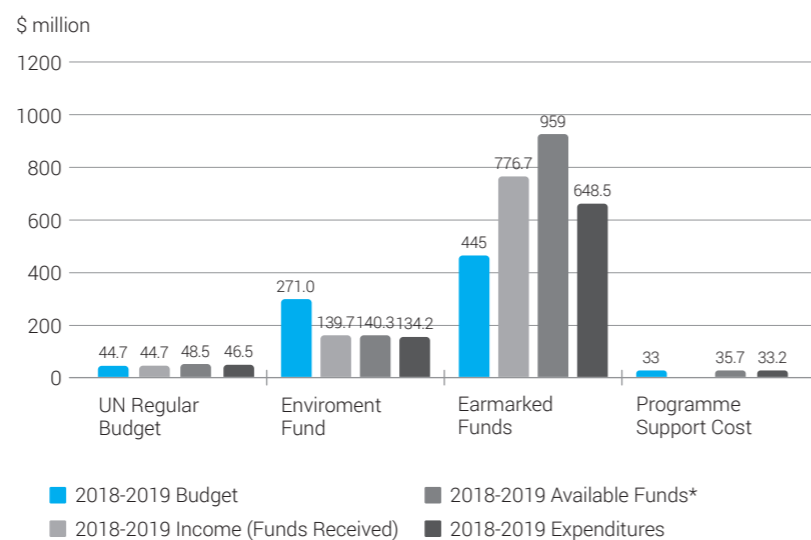
UNEP's overall planned budget for the programme of work 2018-2019 was \$793.7 million. This comprised the United Nations regular budget, including the United Nations Scientific Committee on the Effects of Atomic Radiation (UNSCEAR) and United Nations Development Account allocations, the Environment Fund, programme support costs and earmarked funds.

The actuals for the biennium are:

- Total income in 2018 and 2019 was \$961 million (includes multi-year contributions to be spent beyond 2019).<sup>151, 152</sup>
- Total expenditure in 2018-2019 was \$862.4 million.
- Total available funds were \$1,183.5 million (includes unspent balance from previous years and allocations for the biennium including multi-year funding beyond 2019).

The figure below shows the budget, income, available funds and expenditure for the period January 2018 to December 2019.

**Budget, Income, Available Funds and Expenditure  
January 2018 - December 2019**



\*includes multiyear contributions beyond 2019

## Income analysis

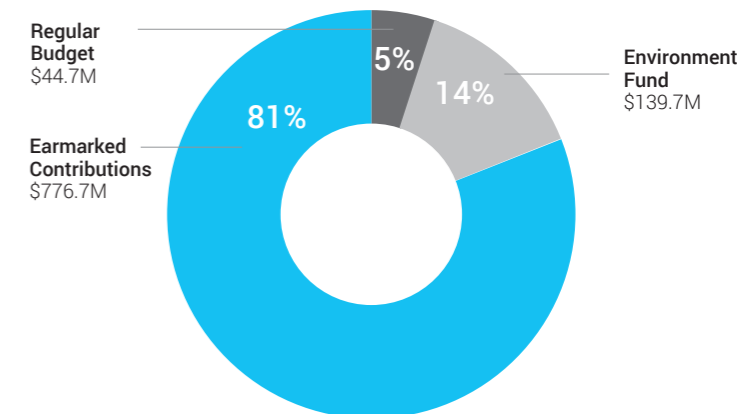
Core resources from the United Nations Regular Budget and Environment Fund – both annual funds – made up 19 per cent of the total income received. Earmarked income (including trust funds) comprised all other contributions from the member states, GEF, GCF, European Commission, foundations, private sector and other United Nations entities. The amounts received were for the period January 2018 to December 2019 and, in the case of multi-year contributions, future years.

Whilst UNEP continues striving for increases in core funding, the balance between the sources of funding has in practice remained the same as in the previous biennium, as illustrated in the figure below.

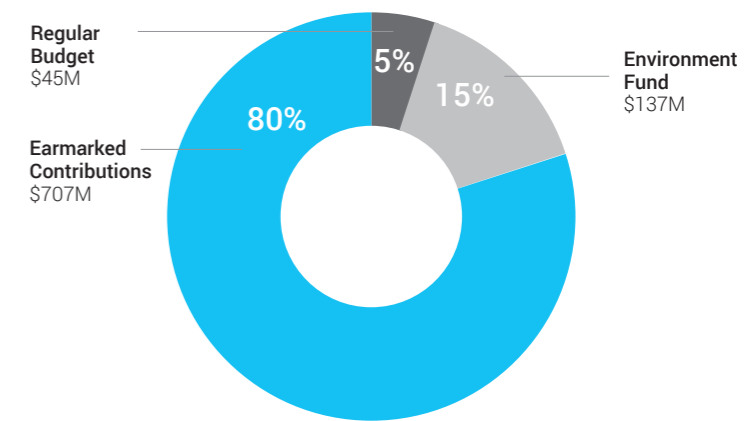
The United Nations regular budget covers substantive support for the governing bodies, coordination of environmental programmes in the United Nations system and ensures effective cooperation with relevant global scientific and professional communities.

**Income per source of fund (in \$ million)**

January 2018 - December 2019



January 2016 - December 2017



### 1. United nations regular budget

The United Nations regular budget covers substantive support for the governing bodies, coordination of environmental programmes in the United Nations system and ensures effective cooperation with relevant global scientific and professional communities. In 2019, due to liquidity challenges facing the regular budget, the non-staff allocation was not provided in full. Out of \$3.05 million appropriated for non-staff resources in the 2018-2019 biennium, \$0.69 million was withheld. UNEP foresees similar liquidity challenges for 2020.

### 2. Environment Fund

The Environment Fund is UNEP's core source of flexible, unearmarked funds, and it provides the bedrock for its work worldwide. It finances the essential capacity needed for the efficient delivery of the programme of work, approved by the 193 member states. It enables the organization to lead on science policy solutions, identify emerging environmental threats and innovate to address them, advocate and raise awareness, build capacity and ensure robust oversight and accountability. It also supports our convening power in bringing together governments, the private sector and civil society to advance the global environmental agenda. Out of 193 member states, 98 contributed to the Environment Fund during the biennium.

Despite its critical role for providing direction for the organization, the fund has received only 52 per cent of the approved budget for the biennium.

### 3. Earmarked income

Trust funds and other earmarked contributions enable the scaling-up and replication of results of core work, including capacity building in more countries with more partners. Earmarked income received, including for future years, exceeded its bi-annual budget by 75 per cent. As earmarked income

We are extremely grateful to all the contributing member states and other funding partners for their commitment and support to the organization. We extend a special thank you to those member states that contribute their “fair share” of the Environment Fund budget, in the amount established by VISC.

makes up a significant share of the total income, 81 per cent, it tends to skew programme delivery towards the priorities of specific funding partners. Earmarked contributions were provided by member states (42 per cent), GEF (22 per cent), the GCF (22 per cent), the European Commission (9 per cent), other United Nations entities (4 per cent), and the private sector, including the Finance Initiative (1 per cent).

#### 4. Top contributors

We are extremely grateful to all the contributing member states and other funding partners for their commitment and support to the organization. We extend a special thank you to those member states that contribute their “fair share” of the Environment Fund budget, in the amount established by VISC. We also appreciate the 15 largest funding partners that continue to contribute over 90 per cent of the total contributions to the Environment Fund and earmarked funds respectively.

**Top 15 Contributors to the Environment Fund (Jan 2018 - Dec 2018)**

	Member States	\$ million
1	Netherlands	9.0
2	Germany	8.9
3	France	7.6
4	USA	6.1
5	Sweden	5.1
6	Belgium	4.6
7	United Kingdom	4.3
8	Switzerland	3.8
9	Norway	3.0
10	Canada	2.4
11	Japan	2.4
12	Finland	1.7
13	China	1.5
14	Russian Federation	0.9
15	Ireland	0.6

**Top 15 Contributors to the Environment Fund (Jan 2019 - Dec 2019)**

	Member States	\$ million
1	Netherlands	8.8
2	Germany	8.3
3	France	7.6
4	USA	6.1
5	Sweden	5.1
6	Belgium	4.5
7	Denmark	4.5
8	United Kingdom	4.1
9	Switzerland	4.0
10	Norway	3.0
11	Canada	2.3
12	Japan	1.9
13	Finland	1.6
14	China	1.5
15	Russian Federation	0.9

**Top 15 Contributors to Earmarked Funds (Jan 2018 - Dec 2018)**

	Funding Partners	\$ million
1	GEF	126.7
2	UN Agencies	50.9
3	Private Sector	26.7
4	GCF	26.4
5	European Commission	21.2
6	Denmark	16.8
7	Norway	16.3
8	Sweden	13.4
9	Japan	10.0
10	Germany	9.7
11	France	6.9
12	Finance Initiative	3.5
13	Luxembourg	3.3
14	Italy	2.8
15	Switzerland	2.6

**Top 15 Contributors to Earmarked Funds (Jan 2019 - Dec 2019)**

	Funding Partners	\$ million
1	GEF	94.2
2	GCF	92.1
3	Germany	89.7
4	European Commission	36.4
5	Saudi Arabia	25.3
6	Norway	19.4
7	UN Agencies	14.5
8	Sweden	9.7
9	Japan	9.0
10	Finance Initiative	5.7
11	United States	3.3
12	Switzerland	2.7
13	Italy	2.2
14	Denmark	2.1
15	United Kingdom	2.0

UNEP continues its work with member states to address the jointly identified funding challenges to:

- improve the ratio between core and earmarked funding and increase Environment Fund income;
- broaden the donor base by increasing the number of member states that contribute to the Environment Fund; and
- encourage member states to reduce restrictions on earmarked funding and increase the proportion of softly earmarked funding vis-a-vis tightly earmarked funding.

UNEP will also continue to strengthen its communication and outreach work for resource mobilization.

## Expenditure analysis

Total expenditure as at 31 December 2019 was \$862.4 million, out of which:

- \$787.4 million was spent to support the implementation of the seven subprogrammes;
- \$54.5 million was utilized for the programme support components and;
- \$20.5 million supported the executive direction and management components.

The breakdown of these expenditures and their associated results are provided under each subprogramme. The total expenditures were implemented against the available funds of \$1,183.5 million from all UNEP funding sources, excluding MEAs funding. The available funds included balances from earmarked and global funds brought forward from previous years and income for 2018 and 2019.

### 1. Regular budget

For the 2018-2019 biennium, the UN General Assembly approved an appropriation of \$44.7 million, comprising of \$40.5 million from the regular budget and \$4.2 million from the United Nations Development Account, for UNEP. As at 31 December 2019, UNEP had used \$46.5 million. The expenditures exceed the appropriation because staff costs are budgeted at standard cost in the programme of work at the planning stage, but expenditures reflect actual costs.

### 2. Environment Fund

The approved programme of work comprised a planned budget of \$271 million for 2018-2019. As at 31 December 2019, Environment Fund income for the biennium amounted to \$139.7 million, of which \$134.2 million was spent towards the core delivery of the programme of work.

### 3. Programme support costs

The approved programme of work comprised a planned budget of \$33 million for 2018-2019. The expenditure as at 31 December 2019 was \$33.2 million, earned from earmarked funds.

### 4. Earmarked funds

The earmarked funds continue to make up the largest part of the UNEP budget. The receipt and use of earmarked contributions rarely coincide with UNEP’s annual and biennial planning and budgeting cycles. As such, the available earmarked funds include both the balances of previous years and the income for 2018 and 2019, thereby comprising funds that can be spent in future years.

For the 2018-2019 programme of work:

- The approved budget from trust funds and earmarked contributions was \$445 million, of which the GEF and the GCF comprised \$140 million.
- Available funds (including multi-year contributions beyond 2019) were \$959 million as at 31 December 2019, of which \$397.1 million was from the GEF and the GCF.
- Total expenditure amounted to \$648.5 million as at 31 December 2019, of which \$293.5 million was from the GEF and the GCF.

UNEP remains committed to providing value for money by efficiently and effectively delivering results, partnering for increased impact, responding to global, regional and local challenges and ensuring robust oversight and accountability.



# Annexes

# Annex I

## Subprogrammes Indicator Performance

(see notes at the end of table)

Expected Accomplishments	2018-2019 Indicators	Unit of Measure	Dec 2017 Baseline	Dec 2019 Target	Dec 2019 Actual	Indicator Performance
<b>1 - Climate Change</b>						
<b>(a) CLIMATE RESILIENCE:</b> Countries increasingly advance their national adaptation plans which integrate ecosystem-based adaptation	(i) Increase in the number of countries supported by UNEP with institutional arrangements in place to coordinate national adaptation plans	Number of countries that have scored at least 70 per cent on the extent to which institutional arrangements are put in place	0	10	10	100%
	(ii) Increase in the number of countries that have technical capacity to integrate ecosystem-based management into national adaptation plans	Number of countries that have scored at least 70 per cent on the degree to which technical capacity to integrate ecosystem-based adaptation into the national action plans has been strengthened	0	10	12	120%
	(iii) Increase in the number of countries that are ready to access or that have accessed climate change adaptation finance to implement adaptation plans	(a) Number of countries that have received finance readiness support		0	6	10
(b) Number of countries with approved projects under different funds for adaptation			0	4	4	100%
<b>(b) LOW EMISSION GROWTH:</b> Countries increasingly adopt and/or implement low greenhouse gas emission development strategies and invest in clean technologies	(i) Increase in the number of countries supported by UNEP that make progress in adopting and/or implementing low greenhouse gas emission development plans, strategies and/or policies	Number of countries that have adopted or are implementing plans, strategies or policies on energy efficiency, renewable energy and/or cleaner technologies	0	35	35	100%
	(ii) Increase in climate finance invested by countries or institutions for clean energy, energy efficiency and/or amount of decarbonized assets	(a) Dollar amount invested by countries or institutions for clean energy, energy efficiency		0	100	100
(b) Dollar amount of decarbonized assets			0	100	101	101%
<b>(c) REDD+:</b> Countries increasingly adopt and implement forest-friendly policies and measures that deliver quantifiable emissions reductions as well as social and environmental benefits	(i) Increase in the number of countries that have secured finance, including performance-based finance, for the implementation of REDD-plus policies and measures	Number of countries that have secured performance-based finance for REDD-plus that is consistent with the Framework Convention on Climate Change methodological guidance on REDD-plus (such as the Green wClimate Fund)	0	20	22	110%
	(ii) Increase in the number of countries that demonstrate quantifiable social and environmental (non-carbon) benefits generated through the implementation of policies and measures	Number of countries that have scored at least 70 per cent on the degree to which they demonstrate progress on achieving non-carbon benefits through the implementation of policies and measures	0	45	21	47%
<b>2 - Resilience to Disasters and Conflicts</b>						
<b>(a) REDUCING ENVIRONMENTAL RISK:</b> Countries and international partners integrate environmental measures for risk reduction in key policies and frameworks	(i) Increase in the proportion of countries in which environmental issues are addressed in national disaster risk reduction strategies	Percentage of countries that adopt and implement national disaster risk reduction strategies in line with the Sendai Framework for Disaster Risk Reduction 2015 2030	11%	15%	18%	180%
	(ii) Increase in the number of international partners' policies on risk reduction that integrate best practices in sustainable natural resource management advocated by UNEP	Number of policies that are significant to the overall strategy and direction of the organization that integrate environmental approaches into risk reduction	21	4	4	100%

Expected Accomplishments	2018-2019 Indicators	Unit of Measure	Dec 2017 Baseline	Dec 2019 Target	Dec 2019 Actual	Indicator Performance
--------------------------	----------------------	-----------------	-------------------	-----------------	-----------------	-----------------------

<b>(b) CRISIS RESPONSE AND INFLUENCE:</b> Emergency response and post-crisis recovery plans integrate environmental considerations to increase the sustainability of recovery	(i) Percentage of country requests for emergency response met by UNEP	Percentage of formal requests for UNEP assistance in the case of a disaster or conflict received from the Government or United Nations Humanitarian Coordinator, where a UNEP team has been deployed, either singly or as part of a joint team	90%	100%	100%	100%
	(ii) Percentage of post-crisis recovery plans by Governments or international partners that integrate UNEP assessment recommendations	Percentage of post-crisis recovery plans integrating UNEP recommendations after six months as a rolling percentage of the total number of assessments carried out over the preceding five years	84%	68%	80%	118%
<b>(c) REDUCING IMPACT, BUILDING RESILIENCE:</b> Crisis-affected countries adopt key environmental and natural resource governance policies and sustainable practices as a contribution to recovery and development	Percentage of countries emerging from crisis progress along the country capacity framework with UNEP support	Percentage of countries in which UNEP has a long-term presence moves the required number of steps along the country capacity framework from a baseline that is reset at the beginning of the medium-term strategy 2018 2021 period	0	50% of countries progress cumulative two steps along CCF over the biennium	50% of countries progressed cumulative two steps along CCF over the biennium	100%

### 3 - Healthy and Productive Ecosystems

<b>(a) CROSS-SECTOR AND TRANSBOUNDARY COLLABORATION FRAMEWORKS:</b> The health and productivity of marine, freshwater and terrestrial ecosystems are institutionalized in education, monitoring and cross-sector and transboundary collaboration frameworks at the national and international levels	(i) Increase in the number of countries and transboundary collaboration frameworks that have made progress to monitor and maintain the health and productivity of marine and terrestrial ecosystems	Number of countries and transboundary collaboration frameworks	0	19	25	132%
	(ii) Increase in the number of countries and transboundary collaboration frameworks that demonstrate enhanced knowledge of the value and role of ecosystem services	Number of countries and transboundary collaboration frameworks	13	35	41	127%
	(iii) Increase in the number of countries and groups of countries that improve their cross-sector and transboundary collaboration frameworks for marine and terrestrial ecosystem management	Number of countries and transboundary collaboration frameworks	0	18	19	106%
	(iv) Increase in the number of education institutions that integrate the ecosystem approach in education frameworks	Number of educational institutions	0	22	22	100%
<b>(b) INCLUSION OF ECOSYSTEMS IN ECONOMIC DECISION-MAKING:</b> Policymakers in the public and private sectors test the inclusion of the health and productivity of ecosystems in economic decision-making	(i) Increase the in number of public sector institutions that test the incorporation of the health and productivity of marine and terrestrial ecosystems in economic decision-making	Number of public sector institutions	0	16	18	113%
	(ii) Increase in the number of private sector entities that adjust their business models to reduce their ecosystem-related risks and/or negative impacts on marine and terrestrial ecosystems	Number of private sector entities	6	56	82	152%

Expected Accomplishments	2018-2019 Indicators	Unit of Measure	Dec 2017 Baseline	Dec 2019 Target	Dec 2019 Actual	Indicator Performance
--------------------------	----------------------	-----------------	-------------------	-----------------	-----------------	-----------------------

4 - Environmental Governance						
<b>(a) POLICY COHERENCE &amp; SDGs:</b> The international community increasingly converges on common and integrated approaches to achieve environmental objectives and implement the 2030 Agenda for Sustainable Development	(i) Increase in the number of United Nations entities, international organizations and forums integrating environmental policy issues or approaches emerging from UNEP policy advice into policy documents, strategies or plans on sustainable development	(a) Number of United Nations entities, international organizations or intergovernmental forums at the global level that integrate policy issues or approaches emerging from UNEP policy advice into policy documents, strategies and plans adopted pursuant to the 2030 Agenda	0	12	19	158%
		(b) Number of United Nations entities, international organizations and forums at the regional level that integrate policy issues or approaches emerging from UNEP policy advice into policy documents, strategies and plans adopted pursuant to the 2030 Agenda	0	8	20	250%
	(ii) Increase in the uptake of approaches for the coherent implementation of multiple multilateral environmental agreements or other multilateral institutional mechanisms as a result of UNEP support	Number of countries that have integrated in national policy documents, strategies, action plans, or institutional frameworks approaches for the coherent implementation of multiple multilateral environmental agreements or other multilateral institutional mechanisms as a result of UNEP support	0	16	18	113%
	(iii) Increase in concerted policy action taken by countries on environmental issues of international concern	Number of environmental issues of international concern addressed by Governments through concerted policy action as a result of UNEP supported processes	0	2	6	300%
<b>(b) LEGAL AND INSTITUTIONAL FRAMEWORKS :</b> Institutional capacities and policy and/or legal frameworks enhanced to achieve internationally agreed environmental goals, including the 2030 Agenda for Sustainable Development and the Sustainable Development Goals	(i) Increase in the number of countries that have enhanced institutional capacity and legal frameworks to fully implement the multilateral environmental agreements and for the achievement of internationally agreed environmental goals including the 2030 Agenda and the Sustainable Development Goals	Number of countries that demonstrate progress in one or more dimensions of enhancing institutional capacity and legal frameworks as a result of UNEP support	0	20	21	105%
	(ii) Increase in the integration of the environment in sustainable development planning, including as part of achieving the 2030 Agenda and the Sustainable Development Goals	(a) Percentage of United Nations country teams developing United Nations common programming frameworks that report the integration of environmental goals in such frameworks  (b) Number of countries reporting the integration of the environment in national and subnational planning and budgeting processes on sustainable development	39	70	75	107%
	(iii) Number of partnerships between UNEP and major groups and stakeholders representatives to promote the achievement of internationally agreed environmental goals, including the Sustainable Development Goals	Partnership agreements between UNEP and representatives of major groups and stakeholders with the explicit aim of promoting the achievement of internationally agreed environmental goals, including the Sustainable Development Goals	0	13	15	115%

Expected Accomplishments	2018-2019 Indicators	Unit of Measure	Dec 2017 Baseline	Dec 2019 Target	Dec 2019 Actual	Indicator Performance
--------------------------	----------------------	-----------------	-------------------	-----------------	-----------------	-----------------------

### 5 - Chemicals, Waste and Air Quality

<b>(a) CHEMICALS:</b> Policies and legal, institutional and fiscal strategies and mechanisms for sound chemicals management developed or implemented in countries within the framework of relevant multilateral environmental agreements and the Strategic Approach to International Chemicals Management (SAICM)	(i) Increase in the number of countries that have used UNEP analysis or guidance, and where possible are applying a multisectoral approach, in developing or implementing legislation, policies or action plans that promote sound chemicals management and implementation of the relevant multilateral environmental agreements and SAICM	Number of countries reporting new legislation, policies or action plans developed/ adopted concerning general issues as well as specifics on lead in paint, mercury, persistent organic pollutants, ozone depleting substances and other chemical priority areas	0	20	105	525%
	(ii) Increase in the number of private companies/industries that have developed or implemented a strategy or specific actions on sound chemicals management using UNEP analysis or guidance	Number of companies	0	20	22	110%
	(iii) Increase in the number of civil society organizations that have undertaken action on improving chemicals management using UNEP analysis or guidance	Number of civil society organizations	0	20	26	130%
<b>(b) WASTE:</b> Policies and legal and institutional and fiscal strategies and mechanisms for waste prevention and sound management developed or implemented in countries within the framework of relevant multilateral environmental agreements	(i) Increase in the number of countries that have used UNEP analysis or guidance in implementing waste prevention and sound management policies and good practices, in accordance with relevant multilateral environmental agreements, SAICM and other relevant international agreements	Number of countries	0	6	18	300%
	(ii) Increase in the number of private companies/industries that have used UNEP analysis or guidance in implementing policies and good practices for waste prevention and sound waste management	Number of companies	0	6	6	100%
	(iii) Increase in the number of civil society organizations that have taken action to enhance waste prevention and improve waste management using UNEP analysis or guidance	Number of civil organizations	0	6	7	117%
<b>(c) AIR QUALITY:</b> National emissions sources identified, policies, legal, regulatory, fiscal and institutional frameworks and mechanisms for the reduction of air pollution developed, institutional capacity built for improved air quality, and air quality assessments done by countries with UNEP support	(i) Increase in the number of countries that have developed national emission inventories and air quality assessments with publicly accessible monitoring data and information electronically available	Number of countries	40	55	62	147%
	(ii) Increase in the number of countries that have adopted policies, standards, and legal, regulatory, fiscal and institutional frameworks and mechanisms for improved air quality with UNEP analysis or guidance	Number of countries	0	11	16	145%
	(iii) Increase in the number of countries that have raised awareness on the importance of air quality and have made air quality monitoring data and other information publicly available and easily understandable with UNEP analysis or guidance	Number of countries	0	20	27	135%

Expected Accomplishments	2018-2019 Indicators	Unit of Measure	Dec 2017 Baseline	Dec 2019 Target	Dec 2019 Actual	Indicator Performance
--------------------------	----------------------	-----------------	-------------------	-----------------	-----------------	-----------------------

### 6 - Resource Efficiency

<b>(a) ENABLING ENVIRONMENT:</b> Science-based approaches that support the transition to sustainable development through multiple pathways, including inclusive green economy and the adoption of sustainable consumption and production patterns at all levels.	(i) Increase in the number of countries transitioning to sustainable development through multiple pathways, including through implementing inclusive green economy, sustainable consumption and production, and sustainable trade policies.	Number of countries transitioning to sustainable development through multiple pathways, including by implementing inclusive green economy, sustainable consumption and production, and sustainable trade policies.	18	28	32	140%
	(ii) Increase in the number of local governments and cities that measure their resource profile and report on the sustainable management of resources on the basis of global framework.	(a) Number of local governments and cities that adopt systems to measure sustainability based on indicator frameworks developed by or with UNEP.  (b) Number of local governments and cities that publish their resource profiles.  (c) Number of local governments and cities linking local progress with global indicators towards reaching Sustainable Development Goal 11.	5	23	26	117%
<b>(B) SECTORS AND SUPPLY:</b> Public, private and financial sectors increasingly adopt and implement sustainable management framework and practices	(i) Increase in the number of public and private stakeholders that base their decision-making on lifecycle approaches	Number of public and private stakeholders that formulate sustainable consumption and production policies based on life cycle approaches.	39	47	53	175%
	(ii) Increase in the number of public and private finance stakeholders that adopt sustainable finance principles, processes and framework	(a) Number of financial institutions that are members of the UNEP Finance Initiative.  (b) Number of insurance companies implementing the principles for sustainable insurance.  (c) Number of countries in which national processes and frameworks mainstream sustainable finance.	277	301	400	513%
	(iii) Increase in the number of countries and businesses that implement sustainable tourism policies	(a) Number of countries that implement sustainable tourism policies.  (b) Number of businesses that implement sustainable tourism policies	12	124	126	102%
	(iv) Increase in the number of companies that report sustainable management practices they have adopted	Number of companies that report the adoption of sustainable management practices	38	63	234	784%
	(v) Increase in the number of countries and private sectors stakeholders that implement sustainable consumption and production policies in the building and construction sector	(a) Number of countries that implement sustainable consumption and production policies in the building and construction sector.  (b) Number of private sector stakeholders that implement sustainable consumption and production policies in the building and construction sector.	1	43	56	131%

Expected Accomplishments	2018-2019 Indicators	Unit of Measure	Dec 2017 Baseline	Dec 2019 Target	Dec 2019 Actual	Indicator Performance
--------------------------	----------------------	-----------------	-------------------	-----------------	-----------------	-----------------------

<b>(c) SUSTAINABLE LIFESTYLES AND CONSUMPTION:</b> Public and private sectors increasingly aware of and support the adoption of sustainable lifestyle and sustainable consumption patterns	(i) Increase in the number of countries implementing sustainable public procurement policies	Number of countries implementing sustainable public procurement policies	4	16	17	108%
	(ii) Increase in the number of countries that implement campaigns, awareness-raising, advocacy and educational initiatives that promote sustainable lifestyle, consumption and production, including gender equality	Number of countries that implement campaigns, awareness-raising, advocacy and educational initiatives that demonstrate the benefits of sustainable lifestyle, consumption and production	11	56	67	124%
	(iii) Increase in the number of countries that measure food waste at the national level using the food loss and waste protocol	Number of countries that measure food waste at the national level using the food loss and waste protocol	4	19	17	87%

#### 7 - Environment Under review

(a) Governments and other stakeholders use quality open environmental data, analyses and participatory processes that strengthen the science-policy interface to generate evidence-based environmental assessments, identify emerging issues and foster policy action.	(i) Increase in the number of tagged and maintained datasets available in the United Nations system data catalogue enabling systematic user access to relevant data on the environmental dimension of the Sustainable Development Goals	Number of United Nations system data catalogue data sets tagged and updated for environmental dimensions of the Sustainable Development Goals	0	25	99	396%
	(ii) Increase in the number of countries reporting on the environmental dimension of sustainable development through shared environmental information systems with country-level data made discoverable through UNEP	Number of countries that use shared environmental information system principles to report on global environmental goals/targets or other indicators relevant to the environment		0	45	48
	(iii) Strengthening of the science-policy interface by countries based on the use of data, information and policy analysis in the areas of air quality, water quality, ecosystems, biodiversity, waste and hazardous chemicals, the marine environment and emerging issues	Countries reporting on the development and/or implementation of mechanisms, policies, guidelines and/or instruments that strengthen the science-policy interface and contribute to sustainable development and well-being	0	9	9	100%
	(iv) Increase in the number of indicators to measure the environmental dimension of sustainable development made through UNEP Live that are disaggregated by vulnerable groups, especially by gender, geography and age.	(a) Number of environmental indicators disaggregated by sex (b) Number of environmental indicators disaggregated by age	0	10	9	90%
	(v) Increased number of people belonging to different major groups and stakeholders acknowledging the relevance and usefulness of data and environmental information made available by UNEP	a) Number of women and men from major groups and stakeholders that have been involved in the generation of environmental information made available by UNEP (disaggregated by sex)  (b) Number of women and men from major groups and stakeholders that have used environmental information made available by UNEP for environmental assessment, early warning on emerging issues and/or facilitation of policy action (disaggregated by sex)	0	90	321	357%

Expected Accomplishments	2018-2019 Indicators	Unit of Measure	Dec 2017 Baseline	Dec 2019 Target	Dec 2019 Actual	Indicator Performance
--------------------------	----------------------	-----------------	-------------------	-----------------	-----------------	-----------------------

	(vi) Increase in the number of relevant global, regional and national forums and institutions using data on environmental trends identified through UNEP for environmental assessment, early warning on emerging issues and/or facilitation of policy action	Number of global, regional and national forums and institutions	0	75	75	100%
	(vii) Level of accessibility and ease of use of UNEP environmental information through open platforms measured against internationally recognized standards for open access to information	Percentage improvement in the level of accessibility and usability	0	95	172	181%

#### Notes:

- For all indicators, the calculation methodology for the % Dec 2019 Target= (A-B)/(T-B)\*100 (where A=Actual Dec 2019; B= Baseline Dec 2017; T=Target Dec 2019)
- Except for subprogramme 2, Expected Accomplishment (C): This indicator is determined by a Country Capacity Framework that has six dimensions of measuring country-level capacity for environmental governance. Country project teams and national partners assess the level of environmental governance at the end of each year.
- All percentages are rounded off to the nearest digit.

# Annex II

## Management Indicator Performance

(Policy Making Organs, Executive Direction and Management, and Programme Management and Support)

Expected Accomplishments	2018-2019 Indicators	Unit of Measure	Dec 2017 Baseline	Dec 2019 Target	Dec 2019 Actual	Rating
<b>Policy Making Organs</b>						
(a) Environment Assembly catalyses global attention on environmental issues	(i) Increased media (online, print and broadcast) and social media coverage and reach on environmental issues during and following Environment Assembly session	Number of news and media articles published; Media Impact covering articles published and projected reach expressed as advertising value equivalency; social media metrics related to Environment Assembly issues	0%	20%	137%	Target Achieved
	(ii) Percentage increase of surveyed UNEP partners in Governments and in the United Nations system that rate as useful the Environment Assembly in drawing attention to important global environmental issues	Percentage of surveyed Government officials and partners expressing satisfaction on the utility of the Environment Assembly in drawing attention to global environmental issues	0	20%	94%	Target Achieved
<b>Executive Direction and Management</b>						
(a) Integration of environmental issues in the United Nations system in its implementation of internationally agreed goals, the 2030 Agenda and the Sustainable Development Goals	Integration of environmental targets and indicators in policies, plans and strategies of United Nations entities	Number of United Nations system entities that have integrated environmental targets and indicators in their policies, plans and strategies	0	2	1	Target Partly Achieved
(b) UNEP programmes and products are considered useful by Governments and partners in the United Nations system	Percentage increase of surveyed UNEP partners in Governments and in the United Nations system that rate the usefulness of UNEP products and programmes as satisfactory	Percentage of partners in Governments and in the United Nations system providing a rating of satisfactory on usefulness of UNEP products and programmes	85%	94%	100%	Target Achieved
(c) Strengthened strategic regional presence and coherent programme of work delivery with partners contributing to integrated implementation of environmental policies and priorities in each region	(i) Increase in percentage of Governments in each region that rate UNEP support to countries as coherent and of quality	Percentage of Governments in each region providing a rating of satisfactory on the quality and coherence of UNEP support	0%	24%	47%	Target Achieved
	(ii) Increase in the number of partnerships at the national, subregional and regional levels, that support, including through South-South cooperation, an integrated approach in the implementation of the UNEP programme of work	Number of partnerships at national, subregional and regional levels involved in implementing an integrated approach relevant to UNEP programme of work	0	54	37	Target Partly Achieved
(d) Strengthened accountability of UNEP as a results-based programme	(i) Percentage of accepted audit and investigation recommendations that are fully implemented	Percentage of audit and investigation recommendations acted upon	1%	90%	48%	Target Partly Achieved
	(ii) Increase in the number of UNEP senior management decisions informed by business intelligence data and performance information	Number of issues decided upon by the UNEP senior management team that are derived from business intelligence data or performance information	2	6	5	Target Partly Achieved
	(iii) Increase in the percentage of evaluations providing a rating of "satisfactory" or higher for project performance	Percentage of evaluations providing a rating of "satisfactory" or higher	67%	75%	90%	Target Achieved
	(iv) Increase in the percentage of accepted evaluation recommendations implemented within the time frame defined in the implementation plan	Percentage of accepted evaluation recommendations implemented within the time frame defined in the implementation plan	83%	86%	80%	Target Partly Achieved

Expected Accomplishments	2018-2019 Indicators	Unit of Measure	Dec 2017 Baseline	Dec 2019 Target	Dec 2019 Actual	Rating
--------------------------	----------------------	-----------------	-------------------	-----------------	-----------------	--------

Programme Management and Support							
(a) UNEP makes management decisions based on risk information	Percentage increase in significant corporate risks identified by UNEP that receive management actions	Percentage of risks identified as "significant risks" for which action is taken	0%	60%	70%	Target Achieved	
(b) Policies and standards are in place for oversight and management	(i) Increase in the number of key areas that have approved policies, strategies or plans to guide operations when there are changes in operations	Number of key operational areas that have up-to date and approved policies, strategies and plans to guide operations	0	3	4	Target Achieved	
	(ii) Increase in the number of key operational areas that are governed by up-to-date UNEP specific norms, guidelines and standard operating procedures	Number of key operational areas that are governed by up-to-date, UNEP-specific norms, guidelines and standard operating procedures	0	3	6	Target Achieved	
	(iii) Percentage increase of UNEP projects that can demonstrate the integration of environment and social safeguards, including gender considerations, in project implementation	(a) Percentage of projects that have implemented/are implementing gender actions		64%	70%	90%	Target Achieved
		(b) Percentage of projects that have integrated environmental, social and economic sustainability in project design		40%	70%	90%	Target Achieved

# Annex III

## Resolutions and Decisions of the First to Fourth Sessions of the UN Environment Assembly

FOURTH SESSION OF THE UN ENVIRONMENT ASSEMBLY		
No	Symbol	Title
<b>Ministerial Declaration</b>		
1	UNEP/EA.4/HLS.1	Ministerial declaration of the United Nations Environment Assembly at its fourth session
<b>Resolutions</b>		
2	UNEP/EA.4/RES.1	Innovative Pathways to Achieve Sustainable Consumption and Production
3	UNEP/EA.4/RES.2	Promoting sustainable practices and innovative solutions for curbing food loss and waste
4	UNEP/EA.4/RES.3	Sustainable Mobility
5	UNEP/EA.4/RES.4	Addressing environmental challenges through sustainable business practices
6	UNEP/EA.4/RES.5	Sustainable Infrastructure
7	UNEP/EA.4/RES.6	Marine Plastic Litter and Microplastics
8	UNEP/EA.4/RES.7	Environmentally Sound Management of Waste
9	UNEP/EA.4/RES.8	Sound Management of Chemicals and Waste
10	UNEP/EA.4/RES.9	Addressing Single-use Plastic Products Pollution
11	UNEP/EA.4/RES.10	Innovation on biodiversity and land degradation
12	UNEP/EA.4/RES.11	Protection of the Marine Environment from Land-Based Activities
13	UNEP/EA.4/RES.12	Sustainable Management for global health of mangroves
14	UNEP/EA.4/RES.13	Sustainable coral reefs management
15	UNEP/EA.4/RES.14	Sustainable Nitrogen Management
16	UNEP/EA.4/RES.15	Innovations in sustainable rangelands and pastoralism
17	UNEP/EA.4/RES.16	Conservation and sustainable management of peatlands
18	UNEP/EA.4/RES.17	Promoting gender equality, and the human rights and empowerment of women and girls in environmental governance
19	UNEP/EA.4/RES.18	Poverty Environment Nexus
20	UNEP/EA.4/RES.19	Mineral resource governance
21	UNEP/EA.4/RES.20	Fifth Programme for the Development and Periodic Review of Environmental Law (Montevideo V): Delivering for People and the Planet
22	UNEP/EA.4/RES.21	Implementation Plan "Towards a Pollution-free Planet"
23	UNEP/EA.4/RES.22	Implementation and follow up of United Nations Environment Assembly Resolutions
24	UNEP/EA.4/RES.23	Keeping the World Environment under Review: Enhancing UNEP's Science Policy Interface and Endorsement of the Global Environment Outlook
<b>Decisions</b>		
25	Decision 4/1	Proposed programme of work and budget for 2020–2021
26	Decision 4/2	Provisional agenda, date and venue of the fifth session of the United Nations Environment Assembly
27	Decision 4/3	Management of Trust Funds and Earmarked Contributions
<b>THIRD SESSION OF THE UN ENVIRONMENT ASSEMBLY</b>		
No	Symbol	Title
<b>Ministerial Declaration</b>		
1	UNEP/EA.3/HLS.1	Ministerial declaration of the United Nations Environment Assembly at its third session: Towards a pollution-free planet
<b>Resolutions</b>		
2	UNEP/EA.3/Res.3	Pollution mitigation and control in areas affected by armed conflict or terrorism
3	UNEP/EA.3/Res.2	Pollution Mitigation by Mainstreaming Biodiversity into Key Sectors
4	UNEP/EA.3/Res.3	Contributions of the United Nations Environment Assembly to the high-level political forum on sustainable development

5	UNEP/EA.3/Res.4	Environment and Health
6	UNEP/EA.3/Res.5	Investing in innovative environmental solutions for accelerating the implementation of the Sustainable Development Goals
7	UNEP/EA.3/Res.6	Managing soil pollution to achieve Sustainable Development
8	UNEP/EA.3/Res.7	Marine litter and microplastics
9	UNEP/EA.3/Res.8	Preventing and reducing air pollution to improve air quality globally
10	UNEP/EA.3/Res.9	Eliminating exposure to lead paint and promoting environmentally sound management of waste lead-acid batteries
11	UNEP/EA.3/Res.10	Addressing water pollution to protect and restore water-related ecosystems
12	UNEP/EA.3/Res.11	Implementation of paragraph 88 (a)–(h) of the outcome document of the United Nations Conference on Sustainable Development, entitled "The future we want"
<b>Decisions</b>		
13	3/1	Extension of the delivery date for the sixth Global Environment Outlook report
14	3/2	Provisional agenda, date and venue of the fourth session of the United Nations Environment Assembly
15	3/3	Management of trust funds and earmarked contributions
<b>SECOND SESSION OF THE UN ENVIRONMENT ASSEMBLY</b>		
No	Symbol	Title
1	2/1	Amendments to the rules of procedure
2	2/2	Role and functions of the regional forums of ministers of environment and environment authorities
3	2/3	Investing in human capacity for sustainable development through environmental education and training
4	2/4	Role, functions and modalities for UNEP implementation of the SAMOA Pathway as a means of facilitating achievement of the Sustainable Development Goals
5	2/5	Delivering on the 2030 Agenda for Sustainable Development
6	2/6	Supporting the Paris Agreement
7	2/7	Sound management of chemicals and waste
8	2/8	Sustainable consumption and production
9	2/9	Prevention, reduction and reuse of food waste
10	2/10	Oceans and seas
11	2/11	Marine plastic litter and micro-plastics
12	2/12	Sustainable coral reefs management
13	2/13	Sustainable management of natural capital for sustainable development and poverty eradication
14	2/14	Illegal trade in wildlife and wildlife products
15	2/15	Protection of the environment in areas affected by armed conflict
16	2/16	Mainstreaming of biodiversity for well-being
17	2/17	Enhancing the work of UN Environment Programme in facilitating cooperation, collaboration and synergies among biodiversity-related conventions
18	2/18	Relationship between UN Environment Programme and the multilateral environmental agreements for which it provides the secretariat
19	2/19	Midterm review of the Programme for the Development and Periodic Review of Environmental Law (Montevideo Programme IV)
20	2/20	Proposed medium-term strategy for 2018-2021 and programme of work and budget for 2018-2019
21	2/21	Sand and dust storms
22	2/22	Review of the cycle of sessions of United Nations Environment Assembly of UN Environment Programme
23	2/23	Management of trust funds and earmarked contributions
24	2/24	Combating desertification, land degradation and drought and promoting sustainable pastoralism and rangelands
25	2/25	Application of Principle 10 of the Rio Declaration on Environment and Development in the Latin America and Caribbean Region



FIRST SESSION OF THE UN ENVIRONMENT ASSEMBLY		
No	Symbol	Title
<b>Resolutions</b>		
1	1/1	Ministerial outcome document of the first session of the United Nations Environment Assembly of the United Nations Environment Programme
2	1/2	Amendments to the rules of procedure
3	1/3	Illegal trade in wildlife
4	1/4	Science-policy interface
5	1/5	Chemicals and waste
6	1/6	Marine plastic debris and microplastics
7	1/7	Strengthening the role of UNEP in promoting air quality
8	1/8	Ecosystem-based adaptation
9	1/9	Global Environment Monitoring System/Water Programme (GEMS/Water)
10	1/10	Different visions, approaches, models and tools to achieve environmental sustainability in the context of sustainable development and poverty eradication
11	1/11	Coordination across the UN system in the field of the environment, including the Environment Management Group
12	1/12	Relationship between UNEP and multilateral environmental agreements
13	1/13	Implementation of Principle 10 of the Rio Declaration on Environment and Development
14	1/14	Revised programme of work and budget for 2014-2015
15	1/15	Proposed programme of work and budget for 2016-2017
16	1/16	Management of trust funds and earmarked contributions
17	1/17	Amendments to the Instrument for the Establishment of the Restructured Global Environment Facility
<b>Decisions</b>		
18	1/1	Implementation of paragraph 88 of the outcome document of the United Nations Conference on Sustainable Development
19	1/2	Provisional agenda, date and venue of the second session of the United Nations Environment Assembly

Published by the UN Environment Programme

Copyright © September 2020

All images © UNEP except:

Cover and page 84 © GuoZhongHua, Shutterstock.com  
(Guangzhou, China - Aug 5: Guangzhou Bus Rapid  
Transit (BRT) on Aug 5, 2011 in Guangzhou)

Cover © Anasalhajj, Shutterstock.com  
(Taiz / Yemen - 04 Mar 2019: A child left school due to  
the destruction of his school and worked to support his  
family)

Design and layout: Mot Studio

