

# The Environment Fund

as at 31 July 2021



## Top- 15 contributions

- Netherlands \$9.71M\*
- Germany \$8.89M
- France \$7.55M
- USA \$6.62M\*
- Belgium \$6.32M\*
- Sweden \$5.05M
- Denmark \$4.90M
- United Kingdom \$4.59M\*
- Switzerland \$4.02M\*
- Norway \$3.00M
- Finland \$2.95M
- Italy \$2.77M
- Canada \$2.45M
- China \$1.35M
- Spain \$1.34M\*

## Contributions above "fair share" \*\*\*

- Belgium\*
- Denmark
- Finland
- Monaco\*
- Netherlands\*
- Tuvalu

## Multi-year pledges

- Austria
- Belgium
- Brunei Darussalam
- Canada
- Denmark
- Italy
- Monaco
- Netherlands
- Tuvalu

## Contributions equal to "fair share" \*\*\*

- Albania\*
- Belarus
- Brunei Darussalam\*
- Cyprus
- Fiji
- France
- Georgia
- Germany
- Iceland
- Ireland\*
- Jordan

- Latvia
- Mauritius
- Micronesia FSM\*
- Montenegro
- Myanmar
- Norway
- Slovenia
- Somalia
- Sweden
- Switzerland\*
- United Kingdom\*

## Top increases\*\*

- Belarus 133%
- Australia 100%
- Micronesia FSM 73%\*
- Belgium 40%\*
- Tuvalu 38%
- Croatia 36%
- Malaysia 33%
- Monaco 17%\*
- Sweden 15%
- United Kingdom 12%\*
- Austria 11%
- Denmark 11%
- Canada 10%
- Finland 9%
- Ireland 9%\*
- Germany 7%
- Slovakia 5%
- Thailand 5%

## Other contributions

- Bulgaria
- Chile\*
- Estonia
- Hungary
- Indonesia
- Kazakhstan
- Lithuania
- Luxembourg\*
- Morocco


- Philippines
- Portugal
- Russian Federation
- Singapore
- South Africa\*
- Sri Lanka\*
- Trinidad & Tobago\*
- Uruguay\*
- Viet Nam

## Comebacks

- Dominican Republic; Iran (Islamic Republic of)\*; Somalia; Spain\*

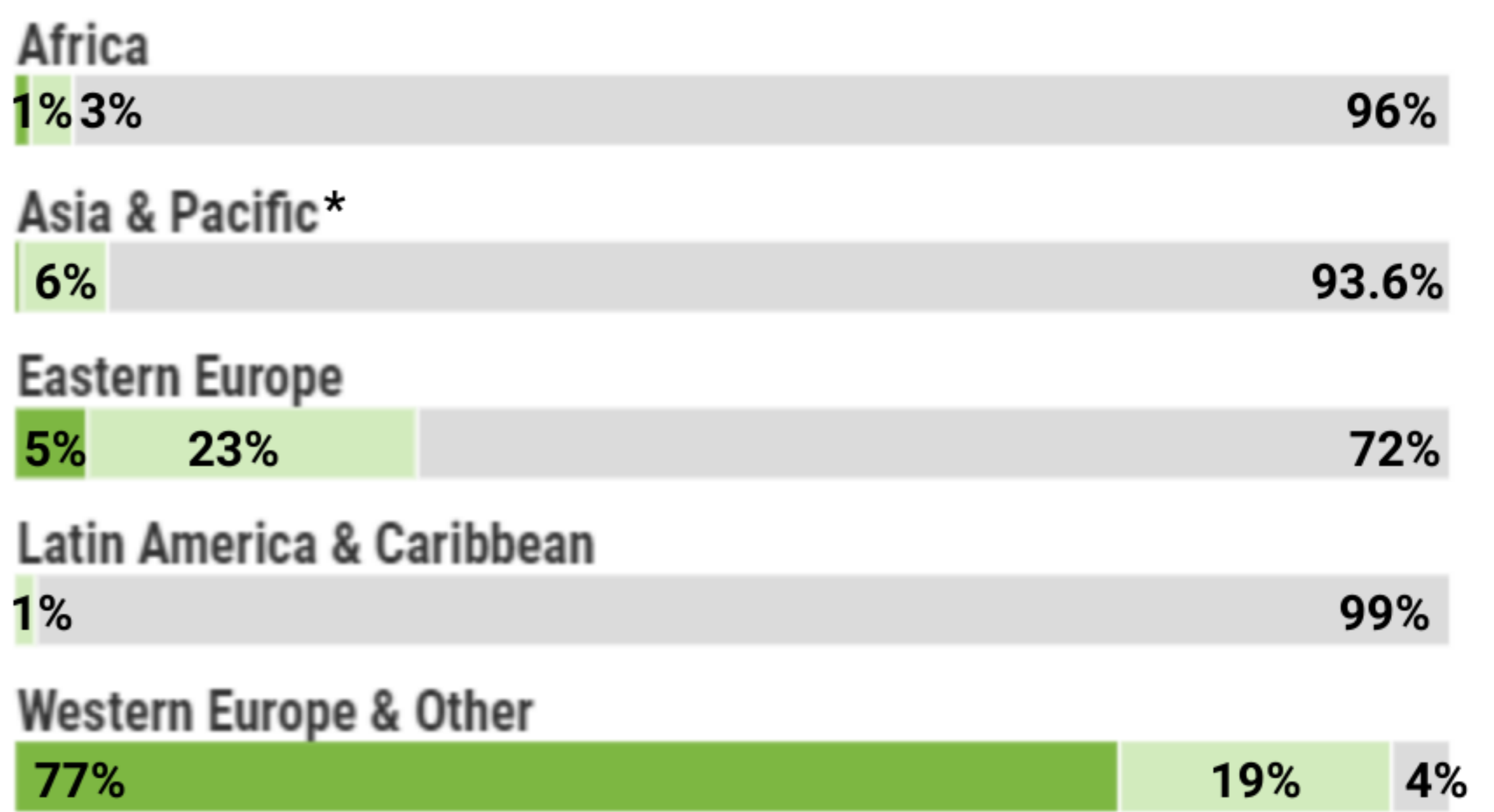
\*Amounts based on pledges, to be confirmed at the time of payment including possible effect of exchange rate fluctuation  
 \*\*Based on percentage increase from previous year's contribution  
 \*\*\* "fair share" - Environment Fund Voluntary Indicative Scale of Contributions (VISC)

## Income vs unfunded balance of USD 100M budget



■ "fair share" contributions ■ Other contributions ■ Unfunded

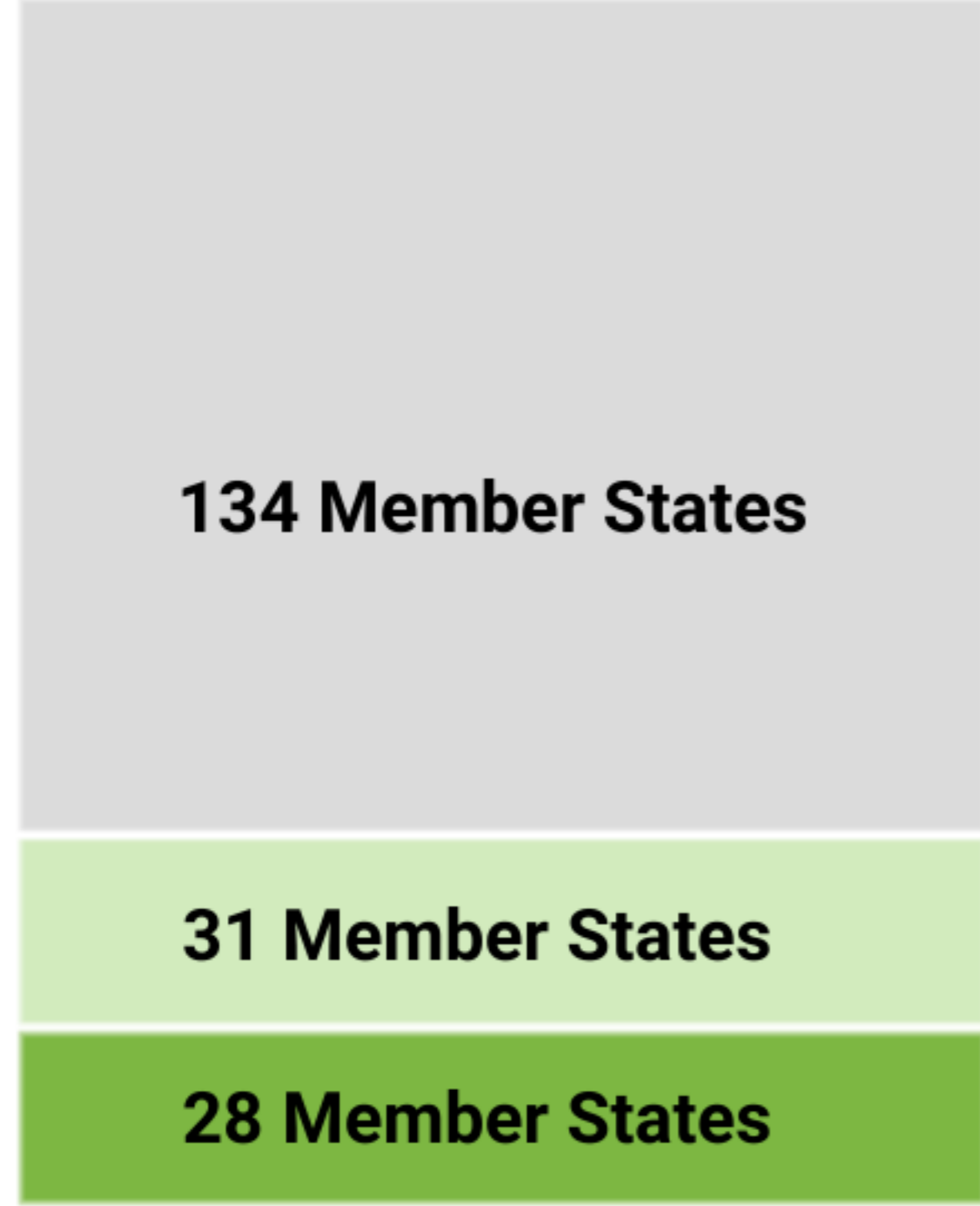
## Regional statistics of contributions by category in percentage



\*Asia & Pacific percentage of "fair share" contributions is 0.4%

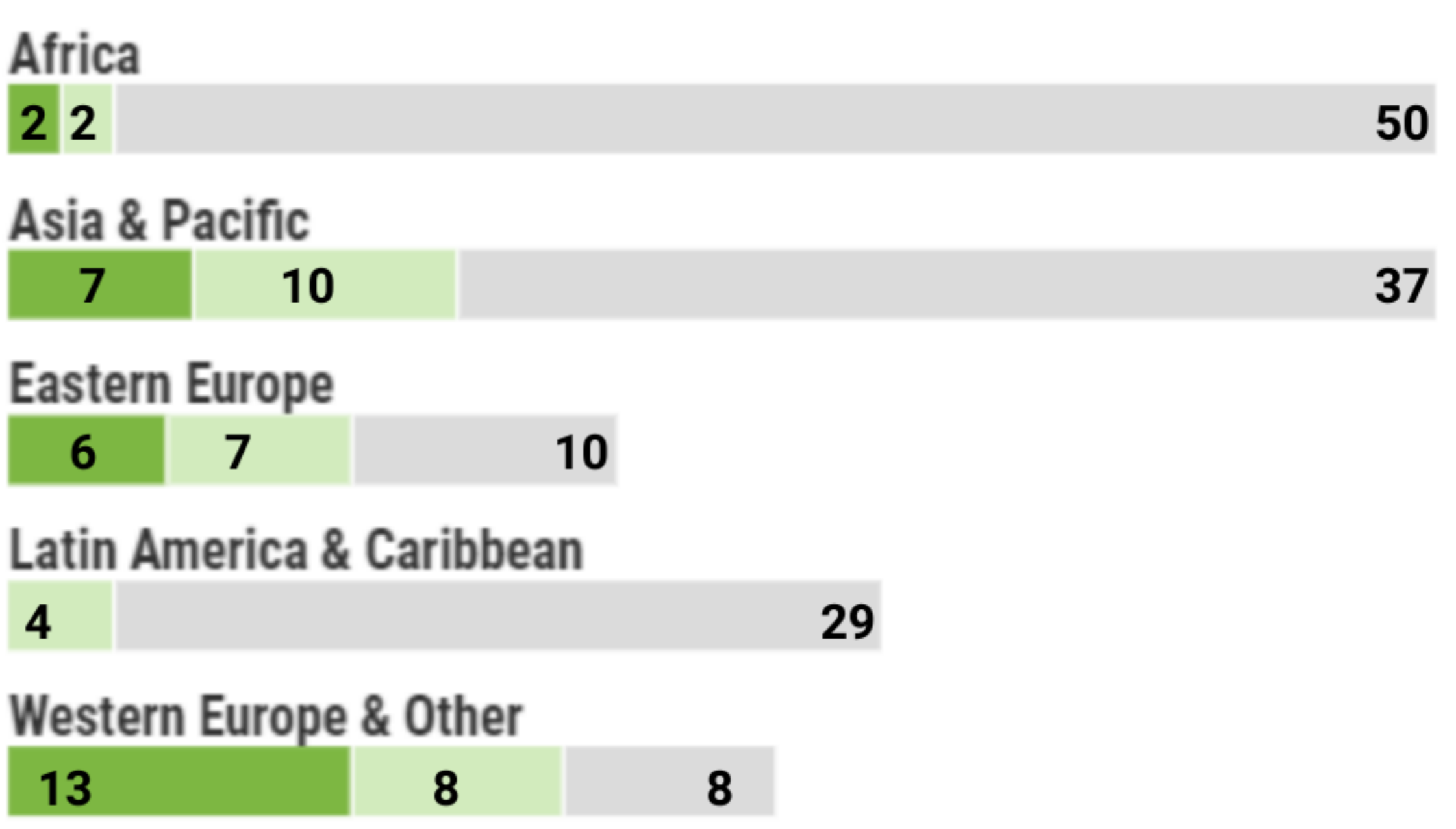
■ "fair share" contributions ■ Other contributions ■ Unfunded

## Contributors out of total 193 Member States



■ "fair share" contributors ■ Other contributors ■ Non-contributors

## Number of contributors by region



■ "fair share" contributors ■ Other contributors ■ Non-contributors

USA does not participate in "fair share" (VISC) and is not a member of any regional group. However, since USA attends Western Europe & Other Group meetings as an observer, their contributions are reported as part of the WEOG summary.

[www.unep.org/about-un-environment/funding-and-partnerships/check-your-contributions](http://www.unep.org/about-un-environment/funding-and-partnerships/check-your-contributions)

Should you have any questions, please contact the Corporate Services Division at [Kati.Autere@un.org](mailto:Kati.Autere@un.org) with a copy to [Margarita.Meldon@un.org](mailto:Margarita.Meldon@un.org) and [Joanne.Maina@un.org](mailto:Joanne.Maina@un.org).