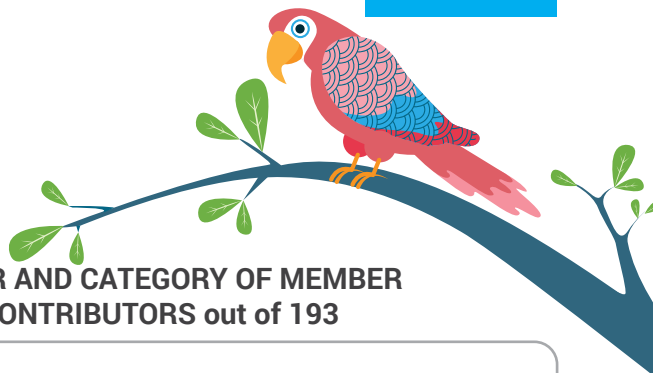


The Environment Fund is a true green investment – and benefits all nations.

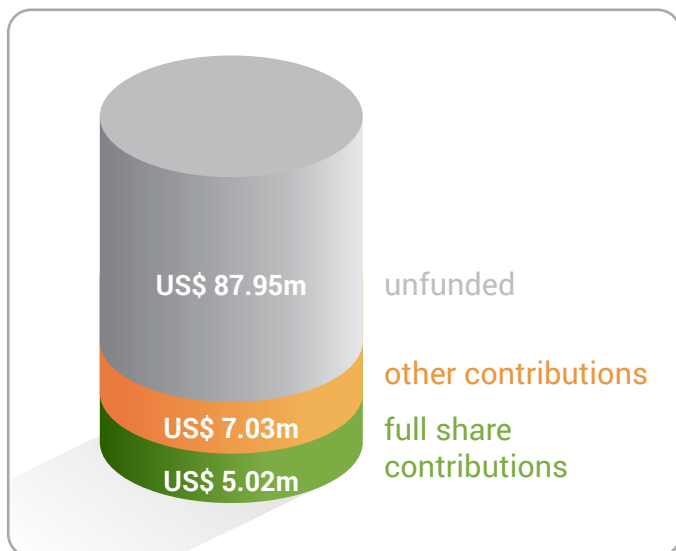


# ENVIRONMENT FUND

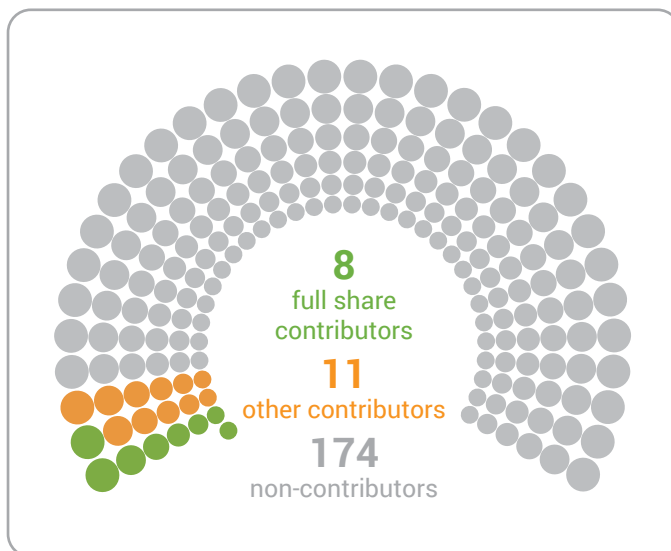
2022 CONTRIBUTIONS AS AT 28 FEBRUARY 2022



## INCOME vs UNFUNDED BALANCE of US\$ 100m budget



## NUMBER AND CATEGORY OF MEMBER STATE CONTRIBUTORS out of 193



## TOP 15 CONTRIBUTIONS

1	Belgium	\$4.54m	6	Slovenia	\$0.14m	11	Iceland	\$0.04m
2	Germany	\$3.88m	7	Slovakia	\$0.11m	12	Lithuania	\$0.03m
3	Canada	\$2.42m	8	Portugal	\$0.10m	13	Mauritius	\$0.02m
4	Austria	\$0.34m	9	Peru	\$0.08m	14	Trinidad & Tobago	\$0.02m
5	Luxembourg	\$0.28m	10	Malaysia	\$0.04m	15	South Africa	\$0.01m

## CONTRIBUTIONS EQUAL TO FULL SHARE \*\*\*

Albania	Antigua & Barbuda	Belgium	Eritrea
Iceland	Luxembourg	Mauritius	Slovenia

## TOP INCREASES \*\*

Trinidad & Tobago	200%	Portugal	100%	Luxembourg	1%
-------------------	------	----------	------	------------	----

## MULTI-YEAR PLEDGES

Austria
Belgium
Canada

## COMEBACKS

Antigua & Barbuda
Peru

## OTHER CONTRIBUTIONS

Bulgaria
----------

\* Amounts based on pledges, to be confirmed at the time of payment including possible effect of exchange rate fluctuation  
 \*\* Based on percentage increase from previous year's contribution  
 \*\*\* full share as per the Environment Fund Voluntary Indicative Scale of Contributions (VISC)

USA does not participate in VISC and is not a member of any regional group. However, since USA attends Western Europe & Other Group meetings as an observer, their contributions are reported as part of the WEOG summary.

