


The Environment Fund is a true green investment – and benefits all nations.

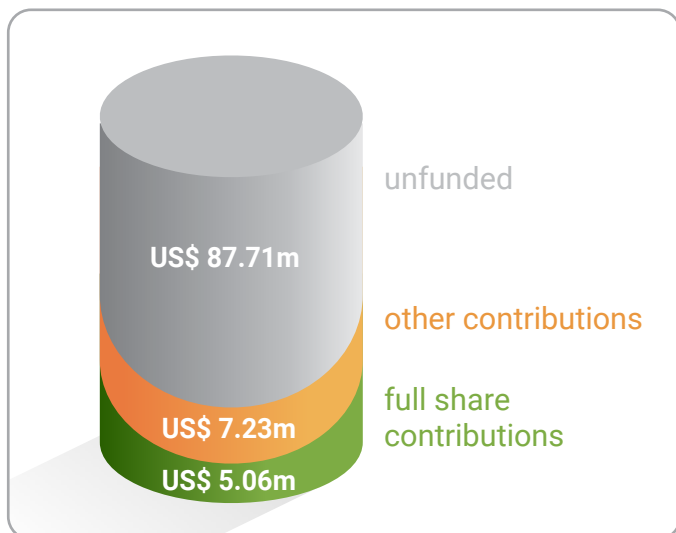


ENVIRONMENT FUND

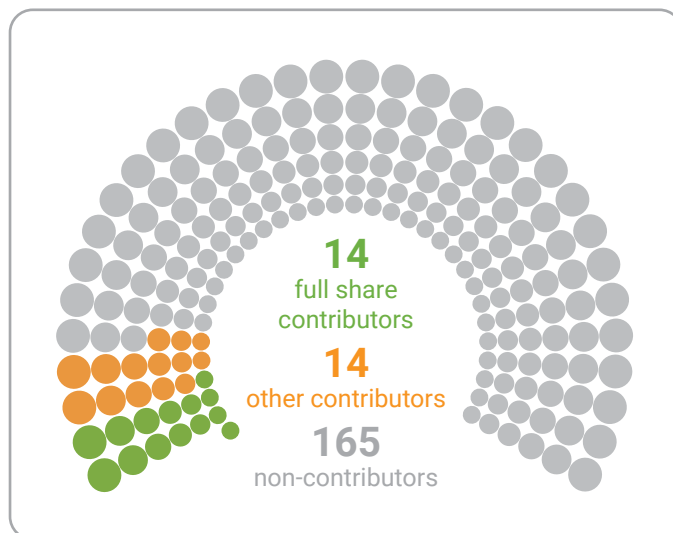
2022 CONTRIBUTIONS AS AT 31 MARCH 2022



INCOME vs UNFUNDED BALANCE of US\$ 100m budget



NUMBER AND CATEGORY OF MEMBER STATE CONTRIBUTORS out of 193

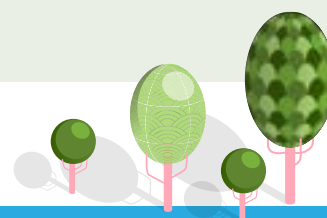


TOP 15 CONTRIBUTIONS

1. Belgium*	4.50m	6. Slovenia	0.14m	11. Cyprus	0.04m
2. Germany	3.88m	7. Slovakia	0.11m	12. Malaysia	0.04m
3. Canada*	2.43m	8. Portugal*	0.10m	13. Iceland	0.04m
4. Austria*	0.44m	9. Peru	0.08m	14. Lithuania	0.03m
5. Luxembourg	0.28m	10. Croatia*	0.05m	15. Morocco*	0.03m

CONTRIBUTIONS EQUAL TO FULL SHARE ***

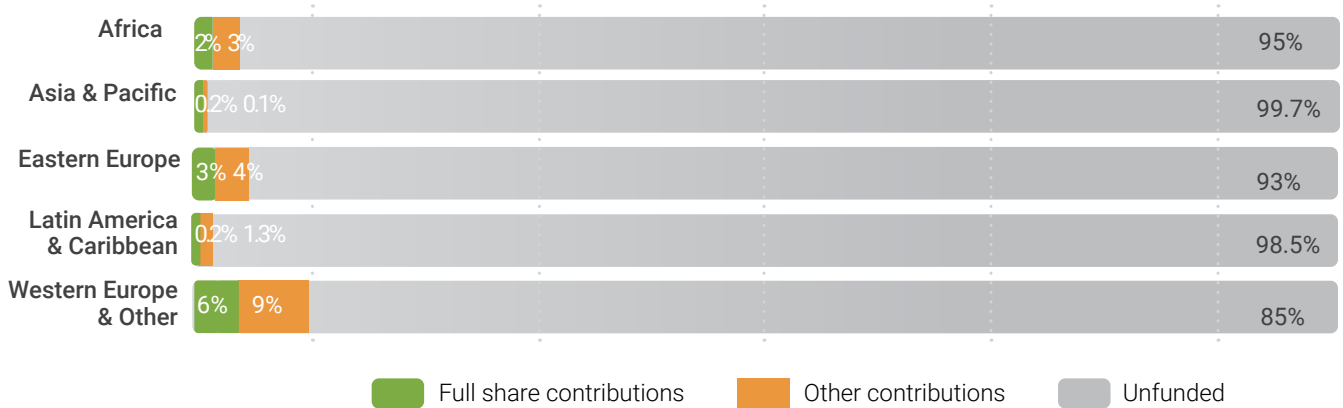
Albania	Belize	Luxembourg
Angola	Cyprus	Mauritius
Antigua and Barbuda	Eritrea	Slovenia
Barbados*	Fiji*	Timor-Leste
Belgium*	Iceland	



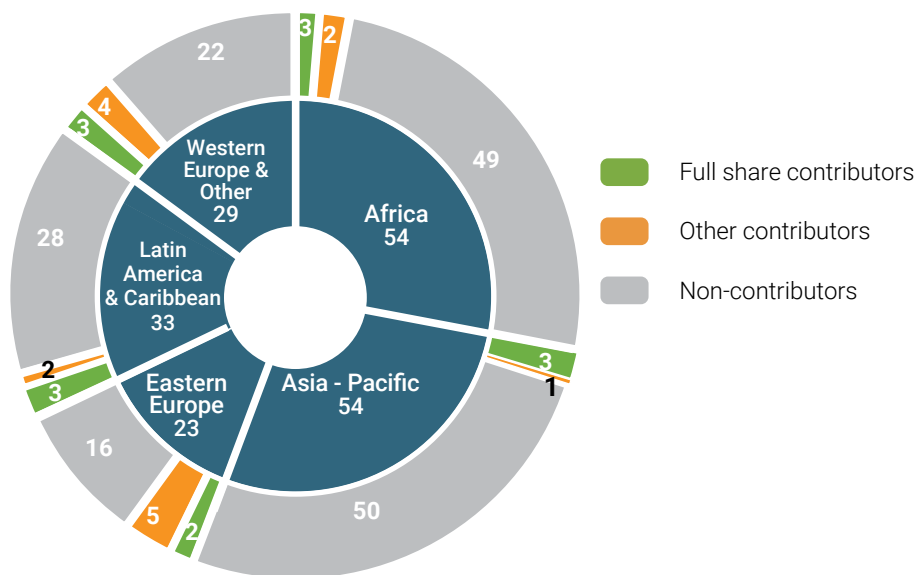
we all have a responsibility to do our **full share** for the environment

TOP INCREASES	MULTI-YEAR PLEDGES	COMEBACKS	OTHER CONTRIBUTORS
Trinidad and Tobago* 200%	Austria	Angola	Bulgaria
Portugal* 100%	Belgium	Antigua and Barbuda	Estonia*
Austria* 21%	Canada	Peru	South Africa*
Luxembourg 1%		Timor-Leste	

CONTRIBUTIONS AT REGIONAL LEVEL (in % of total funds requested)



NUMBER OF COUNTRIES BY REGION (by status of their contribution)



* Amounts based on pledges, to be confirmed at the time of payment including possible effect of exchange rate fluctuation

** Based on percentage increase from previous year's contribution

*** Full share - Environment Fund Voluntary Indicative Scale of Contributions (VISIC)

USA does not participate in "full share"/VISIC and is not a member of any regional group. However, since USA attends Western Europe & Other Group meetings as an observer, their contributions are reported as part of the WEOG summary.