

Monitoring GPP impacts – a global perspective

June 7, 2022

Farid Yaker
Programme Officer, Sustainable Public Procurement
United Nations Environment Programme



Mission of the SPP team

To accelerate the world's transition towards more Sustainable Consumption and Production policies and practices by supporting our member States in the implementation of sustainable public procurement, and developing tools and solutions to enhance the performance of SPP



Our Vision

Sustainable Procurement is
good procurement



2013 Global SPP Review



<http://www.spcclearinghouse.org/resource/sustainable-public-procurement-global-review-2013>

UN 
**environment
programme**

A **global report**
periodically
reviewing the
implementation of
SPP

2017 Global SPP Review



<http://www.spcclearinghouse.org/resource/2017-global-review-sustainable-public-procurement>

**Upcoming : 2022 Global
SPP Review**

Is SPP being monitored?

Monitoring allows policy-makers to make **better-informed decisions**, managers to **improve programme efficiency**.

It also demonstrates **political commitment** and enhances **transparency**

66%

Of the national governments surveyed currently monitors the implementation of SPP **in 2016**

71 %

In 2021

Is SPP being monitored?

According to data collected during webinar registration:

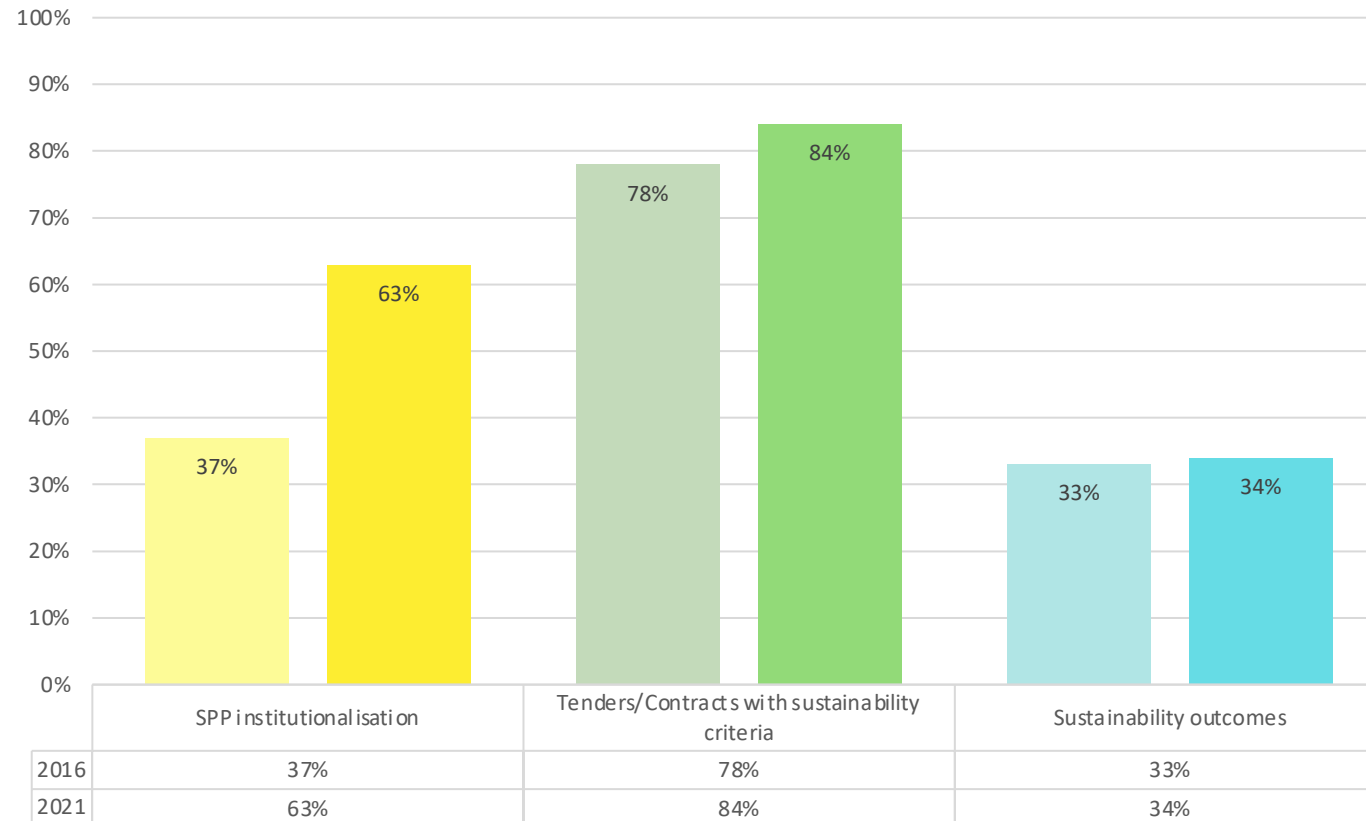
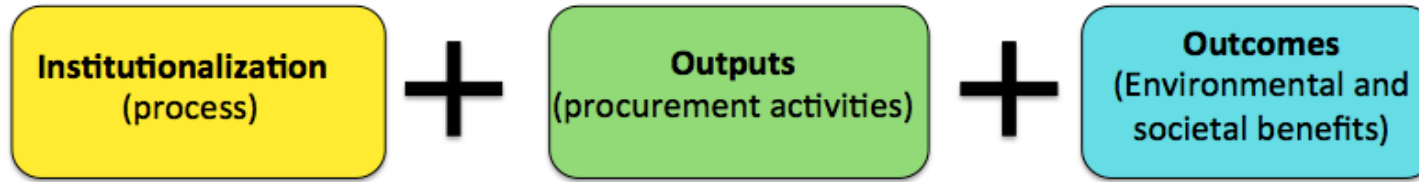
69%

of participants answered 'YES' to "Does your organisation monitor **GPP implementation?**"

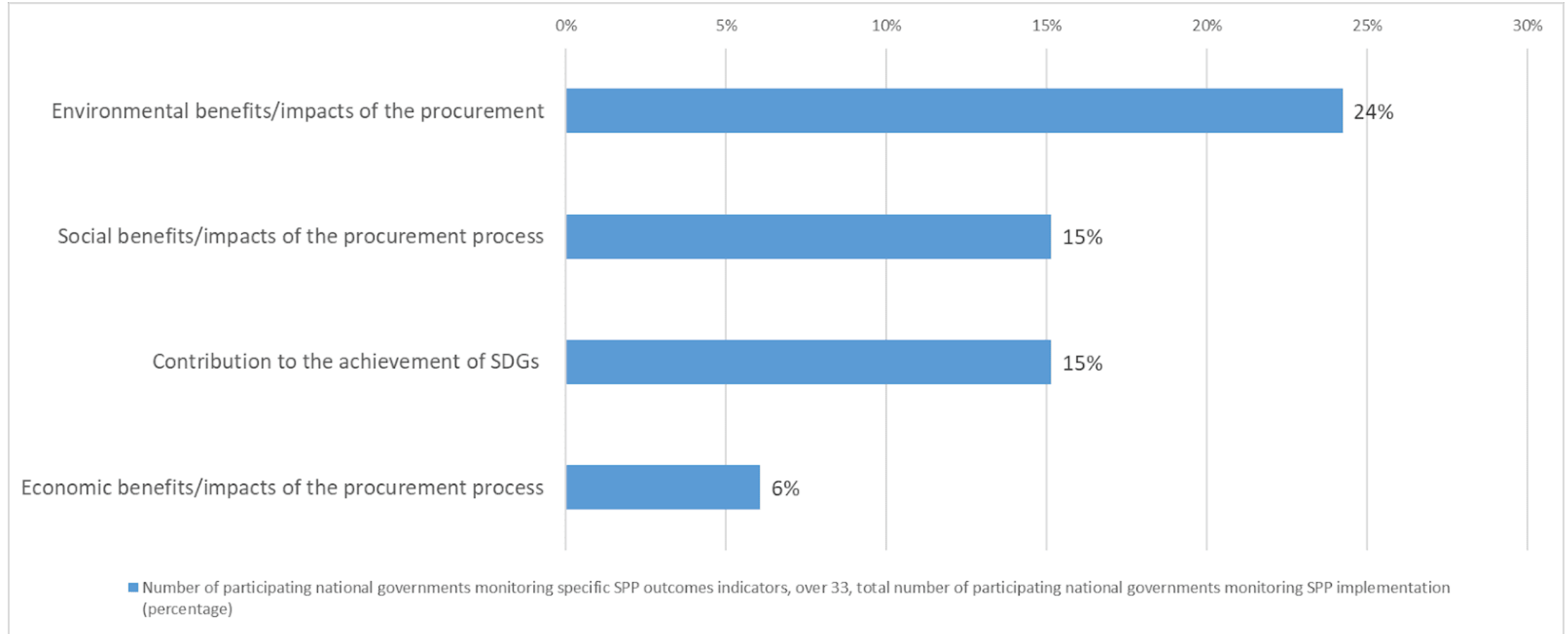
Polling question: Does your organisation monitor **GPP impacts?**

Please take a minute to answer the poll which pops up on your screen.

Which aspects are being monitored? 2016 vs 2021



Types of sustainability outcomes that participating national governments monitor, 2021



I.SDG Indicator 12.7.1. data collection process and tools



■ **SDG 12.7:** Promote public procurement practices that are sustainable, in accordance with national policies and priorities

SUSTAINABLE DEVELOPMENT GOALS



SUSTAINABLE DEVELOPMENT GOALS

SDG 12

- **Goal 12:** Ensure sustainable consumption and production patterns
- **Target 12.7:** Promote public procurement practices that are sustainable in accordance with national policies and priorities
- **Indicator 12.7.1** Number of countries implementing sustainable public procurement policies and action plans

Sustainable Development Goal 12



Ensure sustainable consumption and production patterns

- **Target 12.7:**

Promote public procurement practices that are sustainable in accordance with national policies and priorities

- **Indicator 12.7.1:**

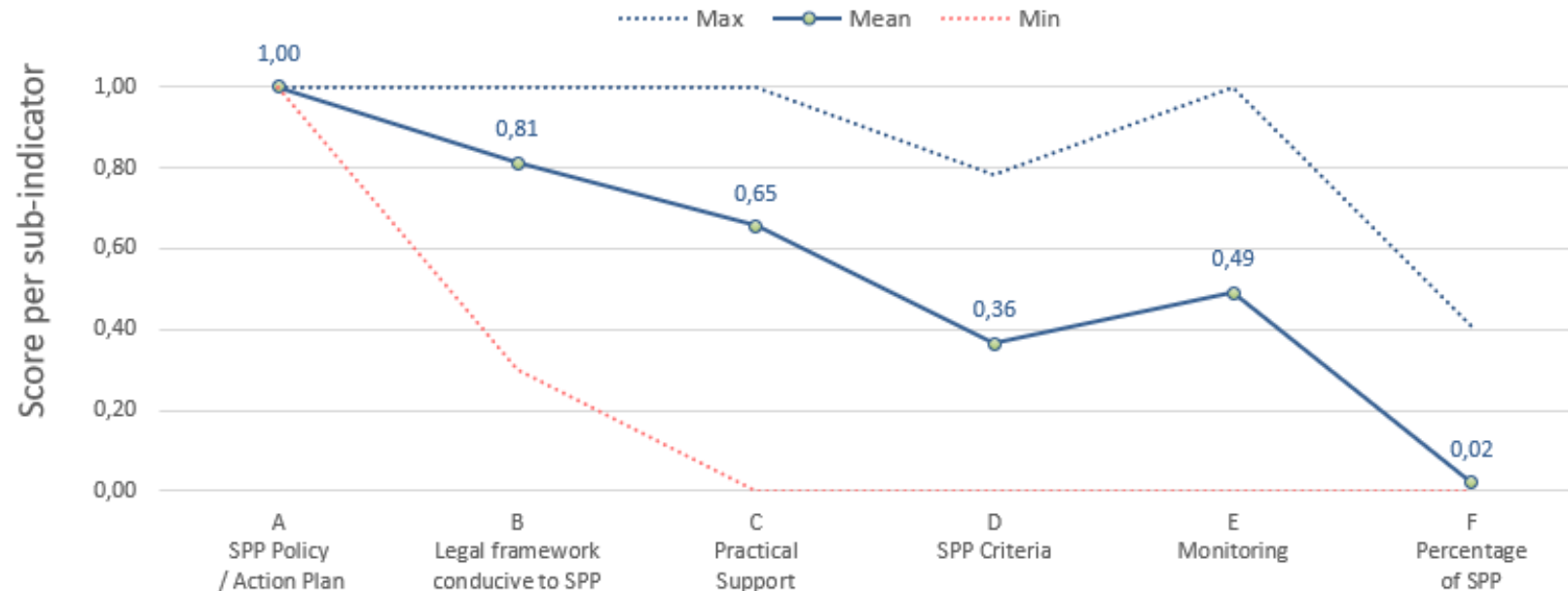
Number of countries implementing sustainable public procurement policies and action plans

Scoring system

Denoted as:	Parameter and sub-indicators	Scoring
A	0 means no SPP policy in place, 1 means existence of SPP policy, action plan and/or equivalent SPP regulatory requirements	0 or 1
B	SPP regulatory framework is conducive to sustainable public procurement	0 to 1
C	Practical support delivered to public procurement practitioners for the implementation of SPP	0 to 1
D	SPP purchasing criteria/ buying standards / requirements developed	0 to 1
E	Existence of an SPP monitoring system	0 to 1
F	Percentage of sustainable purchase of priority products/services	0-100%

Overview of governments' performance in each section of the questionnaire

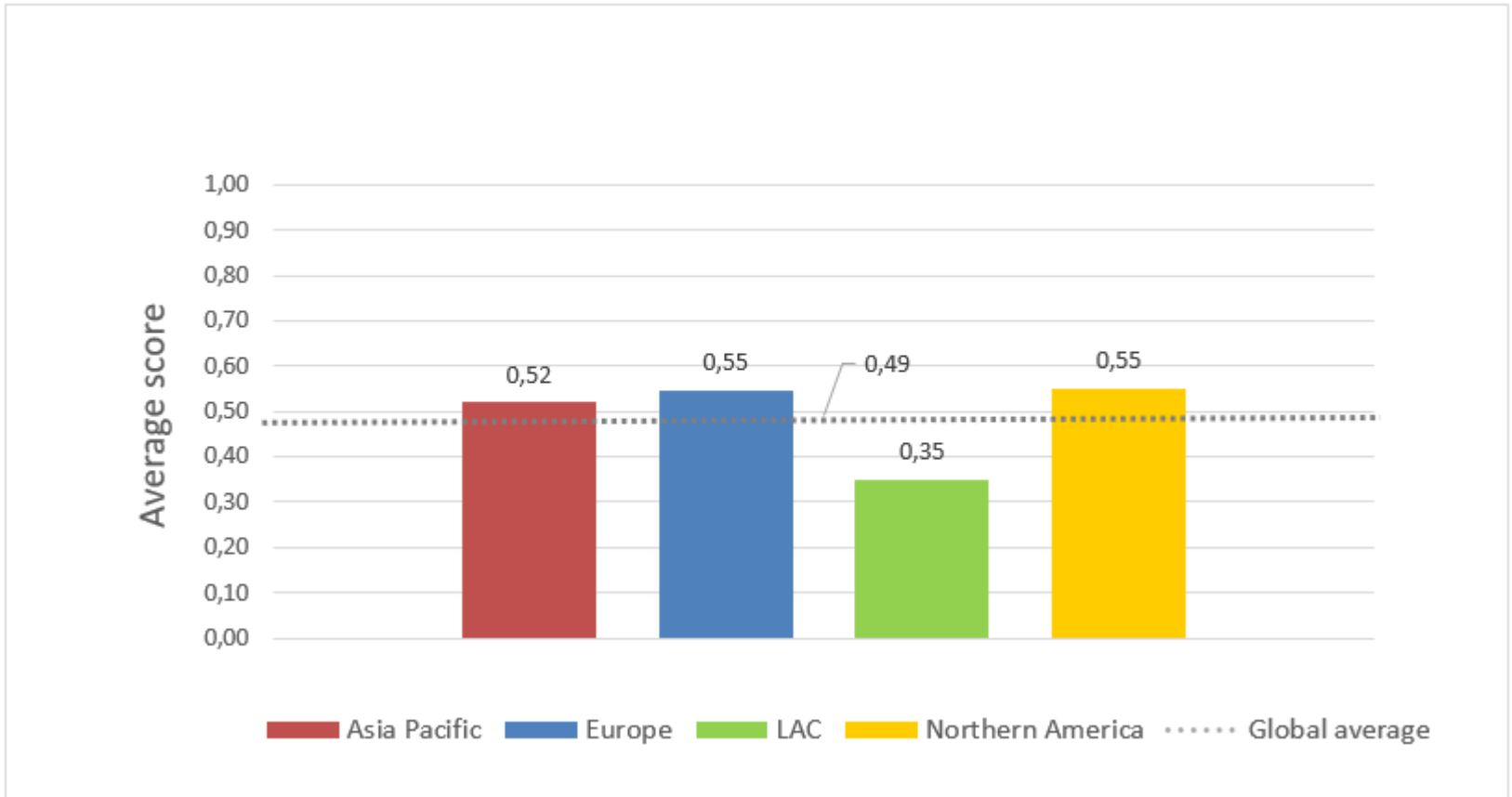
12.7.1. Compliant countries
Overview of results



- **Good performance** in terms of reaching an **enabling public procurement legal framework** (sub-indicator B) as it is a necessary first step in the implementation of SPP.
- **Medium performance** in terms of **practical support** provided to SPP practitioners (sub-indicator C) and the general **monitoring of SPP** (sub-indicator E).
- **Lower performance:** development of **sustainable procurement criteria** and conduction of a **risk assessment analysis** before the development of those criteria (sub-indicator D), or in the actual **measurement of SPP outcomes/outputs** (sub-indicator F).

Sub-indicator E: Monitoring of SPP

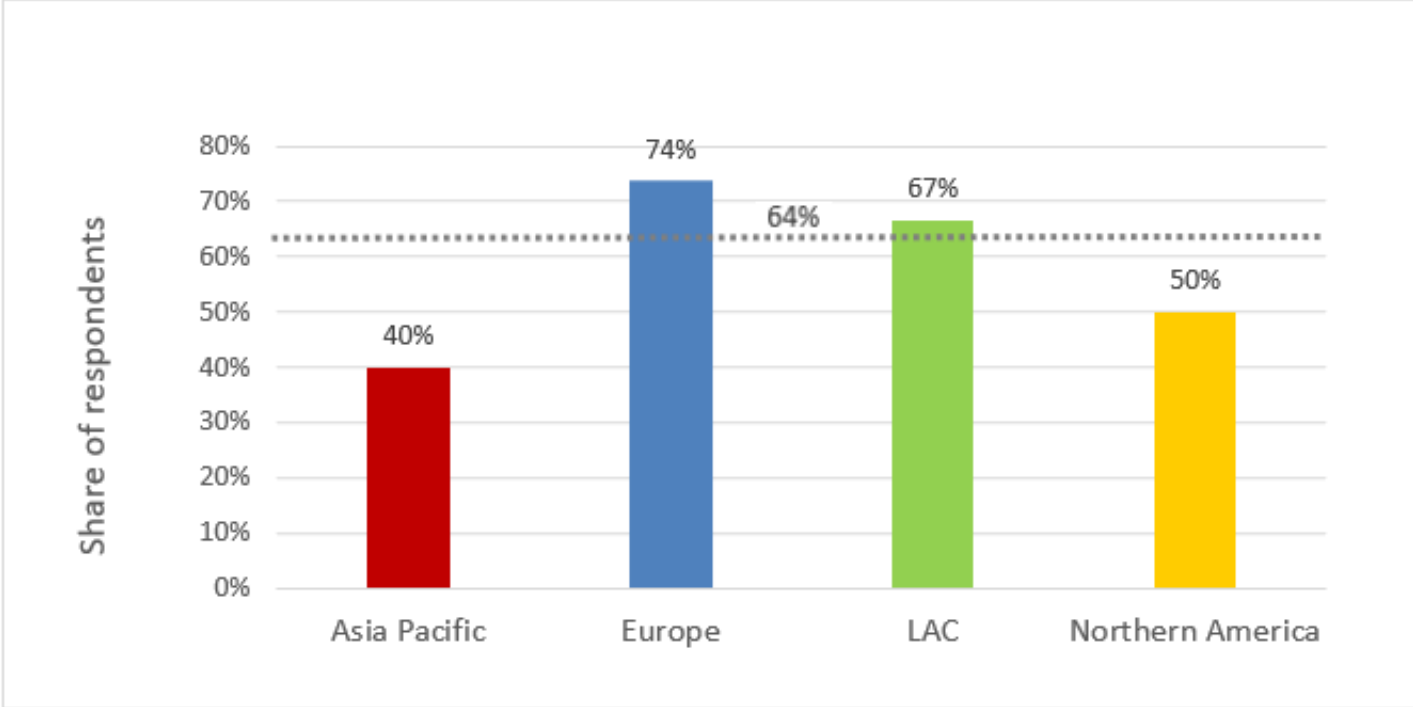
Overall performance for Sub-indicator E: Monitoring



Sub-indicator E: Monitoring of SPP

E(a). 1. Monitoring of the SPP policy/action plan implementation

Countries monitoring the implementation of their SPP policy or action plan



64% of respondents indicated that they do monitor one or more aspects of their SPP (policy, action plan or strategy) implementation.

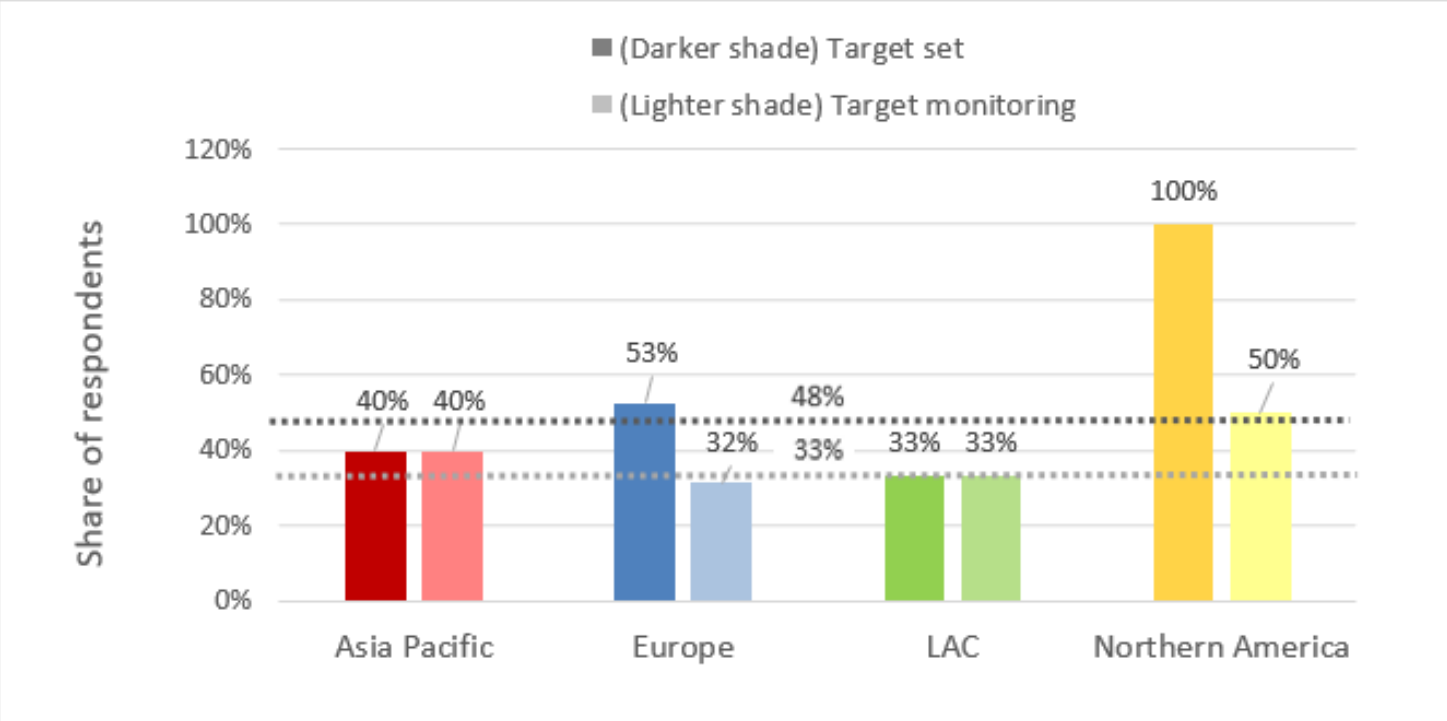
The rate of such monitoring is especially **high among European respondents (74%), and LAC respondents (67%).**

Furthermore, 48% of respondents have set one or more SPP-related targets and 33% monitor the progress towards this target.

Sub-indicator E: Monitoring of SPP

E(a). 2. SPP target setting and monitoring

Sustainable procurement target setting and monitoring

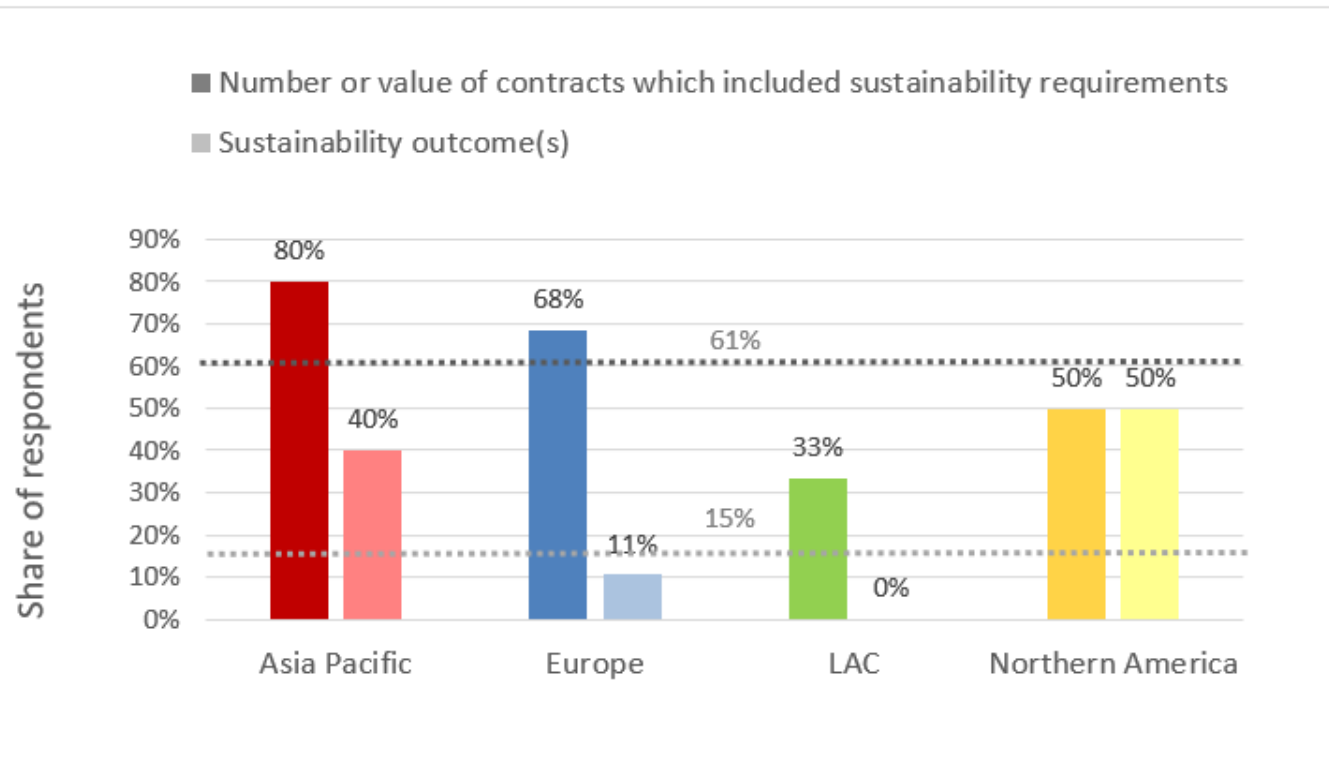


- **48%** of respondents have set **one or more SPP-related targets** and
- 33% monitor the progress towards this target.

Sub-indicator E: Monitoring of SPP

E(b). 1 and 2: Monitoring of SPP contracts and sustainability outcomes

Percentage of Countries monitoring contracts including sustainability requirements, and sustainability outcomes

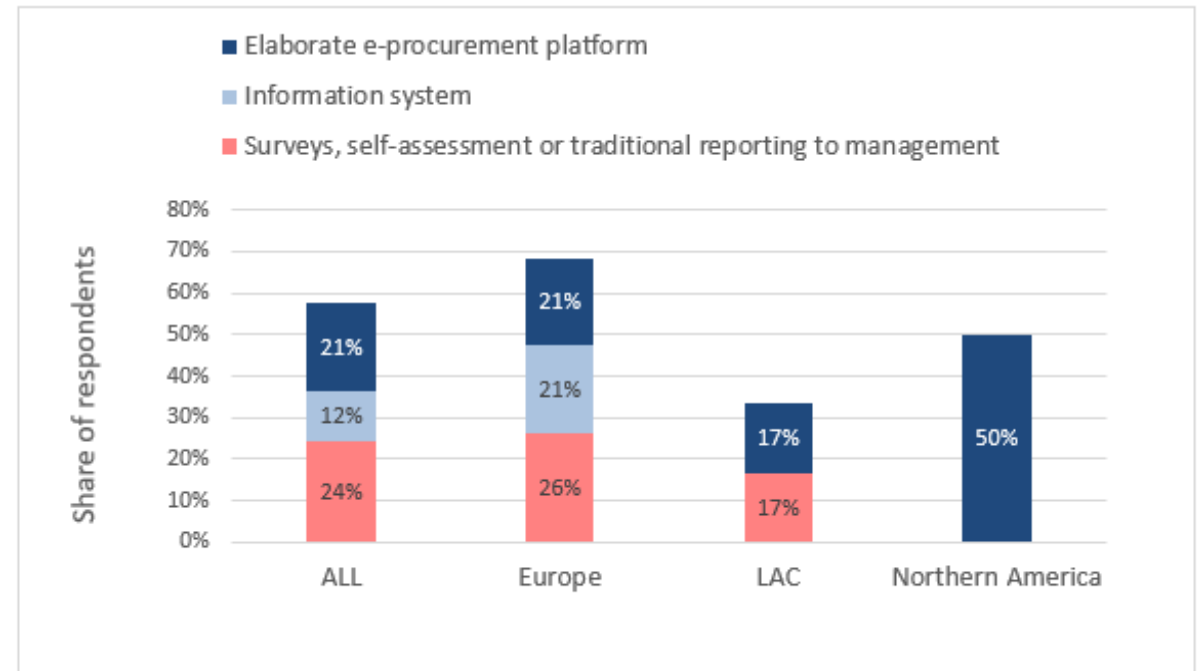
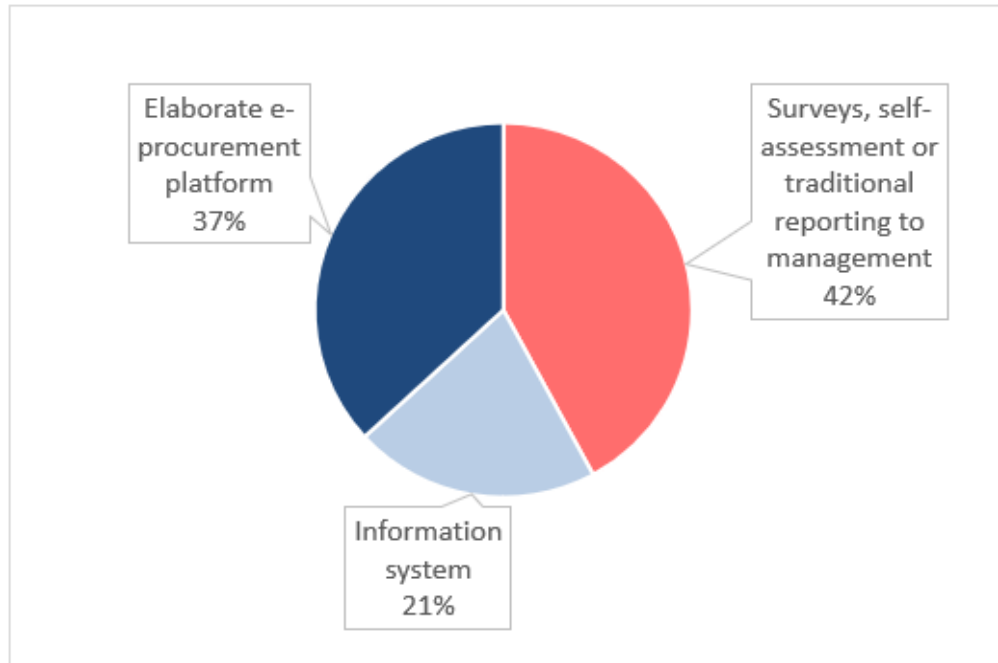


61% of respondents monitor the number or value of contracts which included sustainability requirements, a rate especially high Asia-Pacific respondents (67%) and European respondents.

15% also monitor one or more sustainability outcome(s) resulting from the implementation of SPP (Italy, Japan, the Republic of Korea; the Netherlands; USA).

Sub-indicator E: Monitoring of SPP

E(b). 3. Type of means used to collect SPP-related data



42% of respondents still resort to **surveys, self-assessment, or traditional reporting**.

21% indicated that they resort to **an information system** (for example, such as an online reporting system) and **37%** to **an elaborate e-procurement platform**

Sub-indicator F: Share of sustainable public procurement

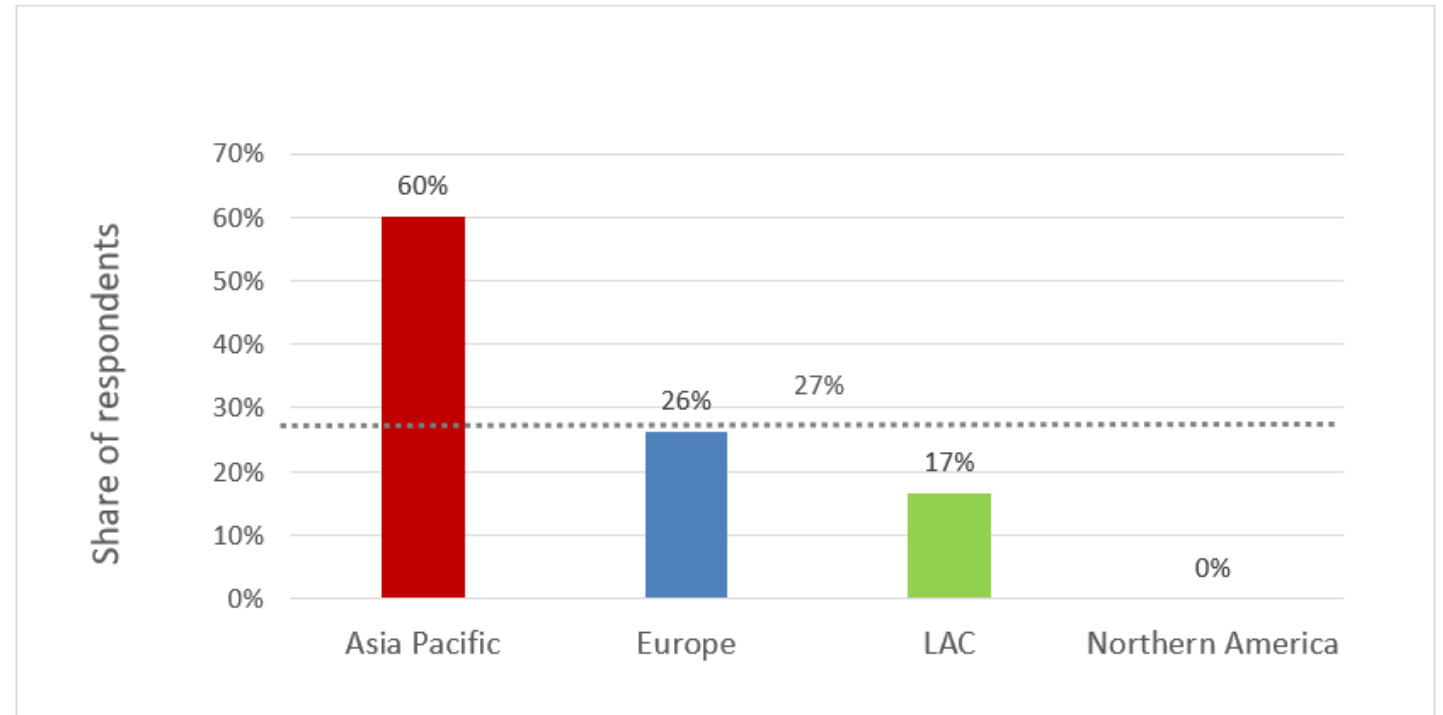
Only **27%** of respondents were able to provide data regarding the actual percentage of 'sustainable' contracts awarded (contracts which included sustainability criteria)

Among those, sustainable procurement represented **an average of 8 % of procurement.**

The highest percentage reaching 40% of procurement, the others ranging from 0.01% to 12%.

The share of governments able to provide such detailed data is **especially high in the Asia-Pacific region (60%)** due probably to the existence of advanced e-procurement platforms in the leading Asian countries.

Share of respondents who provided the actual share of sustainable procurement



Thank you!



Farid Yaker/ Programme Officer / Sustainable Public Procurement
Farid.yaker@un.org

www.unenvironment.org