

Overview - Resources and Management

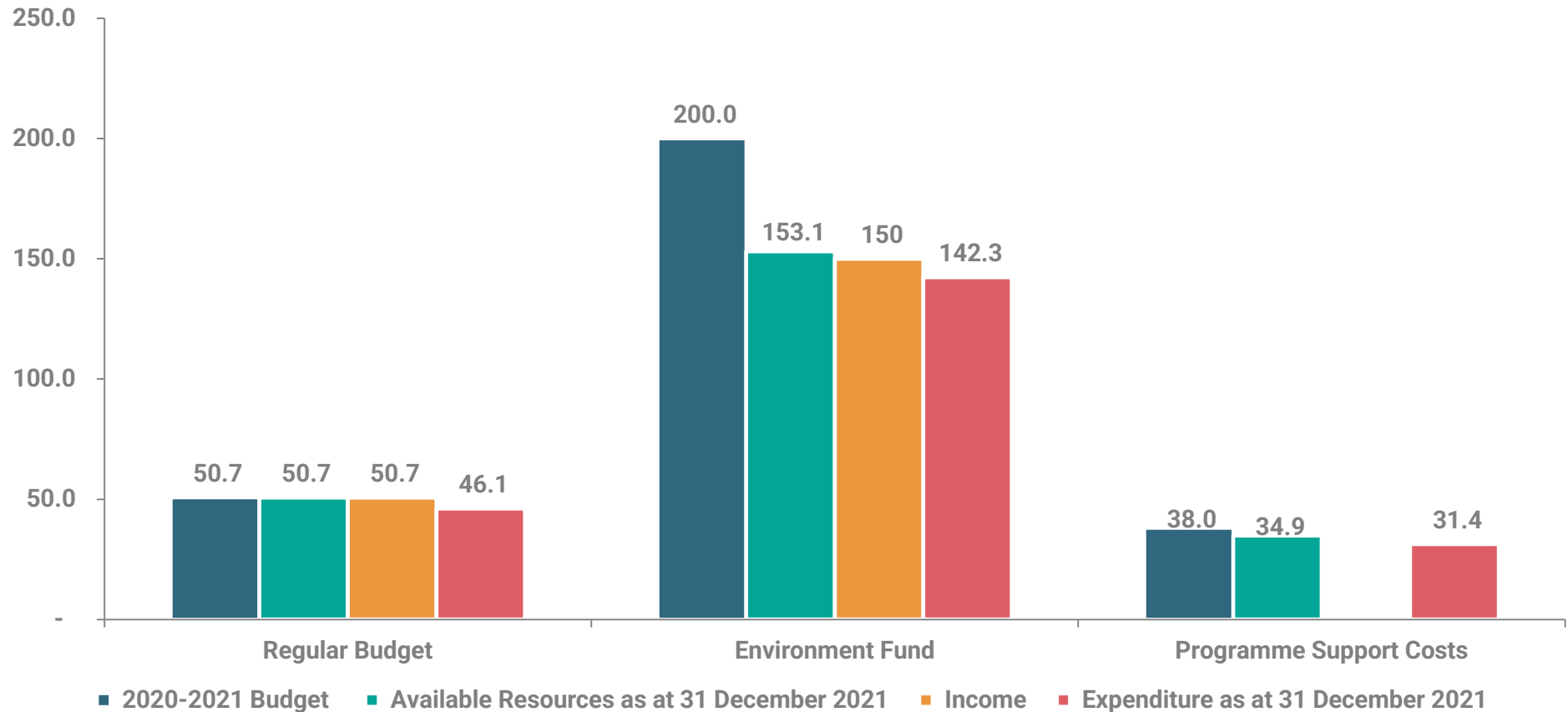


Sonja Leighton-Kone

Director,
Corporate Services Division
sonja.leighton-kone@un.org

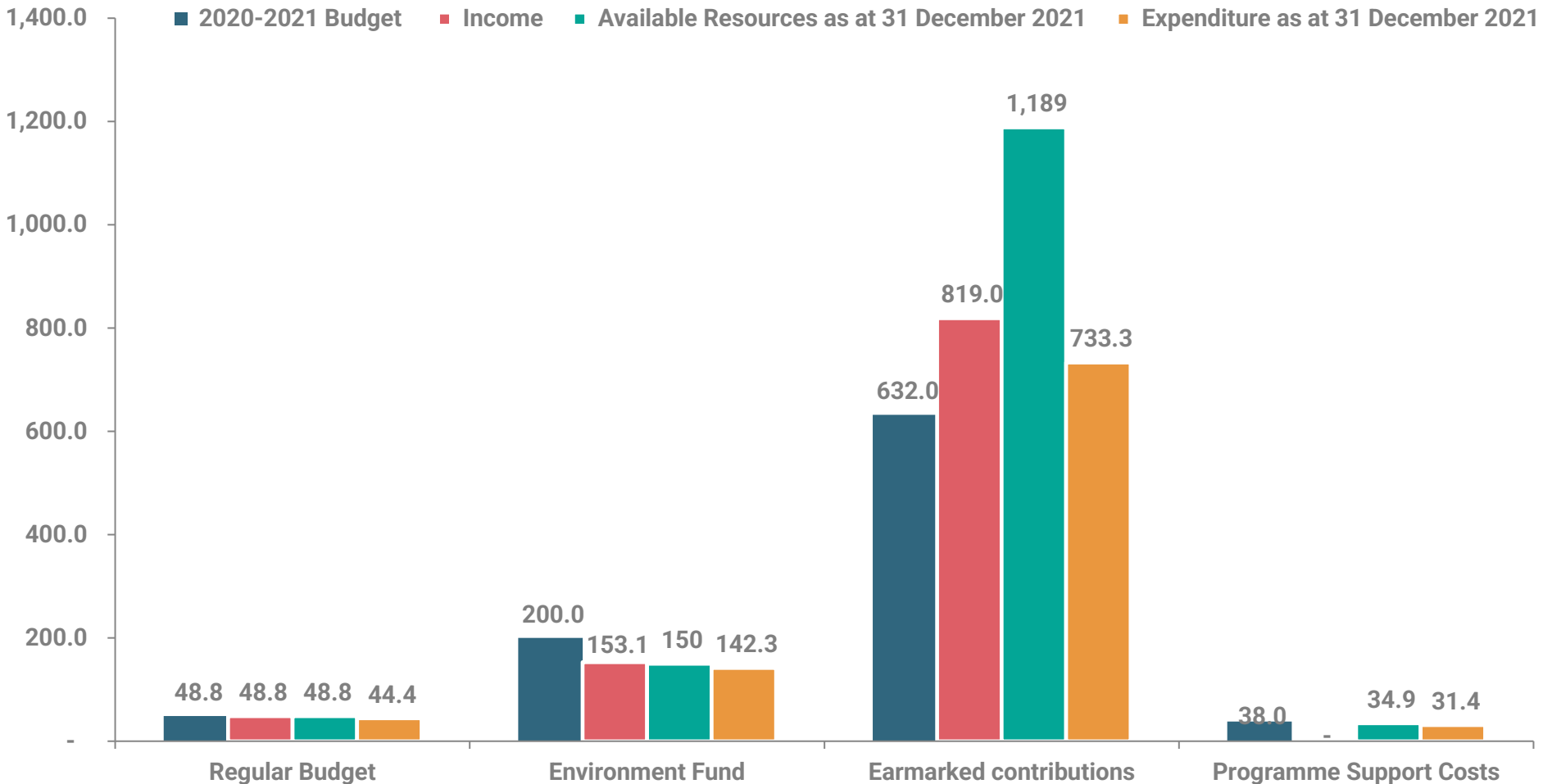
Budget, Income, Available Resources and Expenditure

Annual funds 2020-2021 (in USD millions)



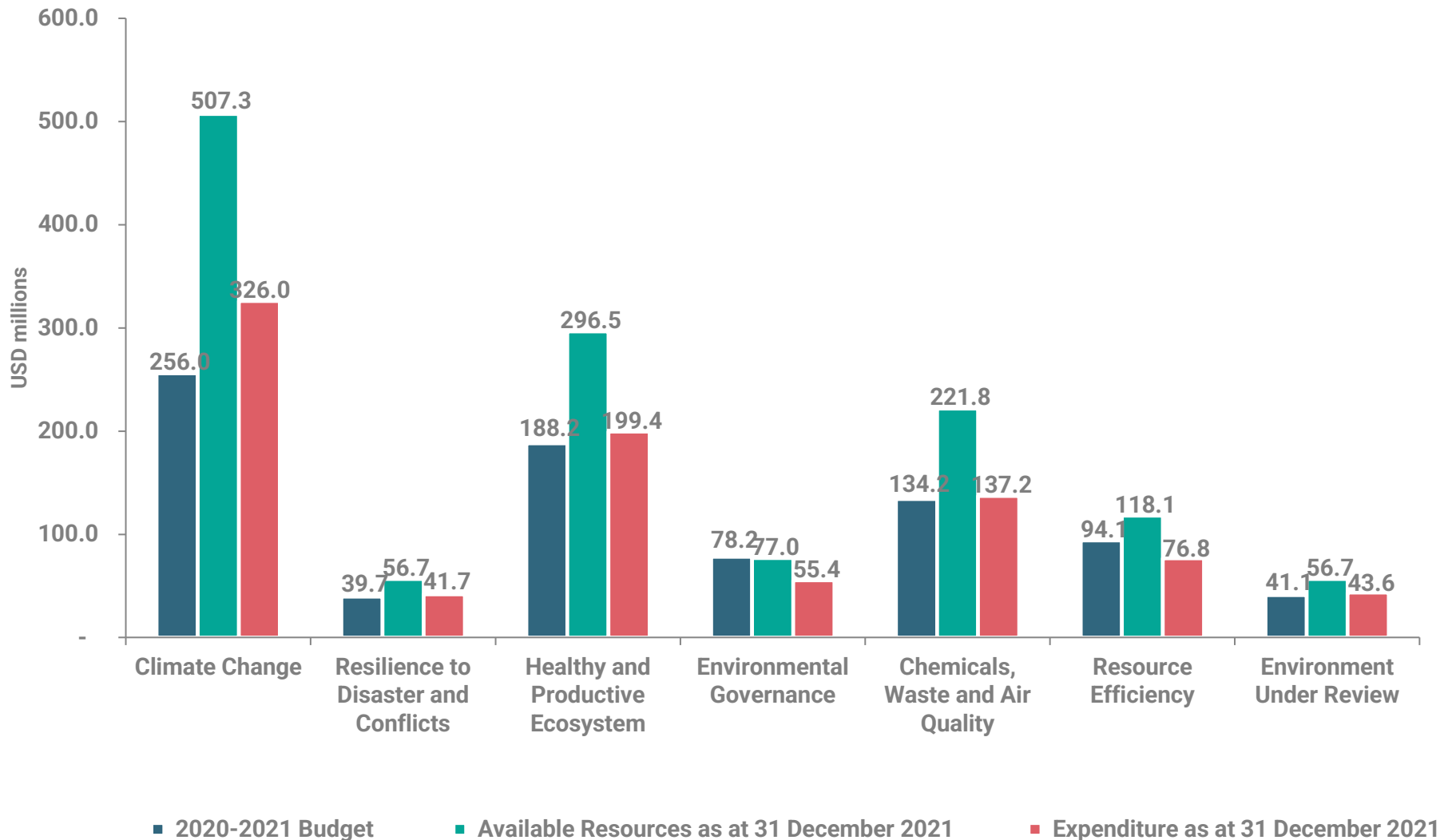
Budget, Income, Available Resources and Expenditure

Multi-year funds 2020-2021 (in USD millions)



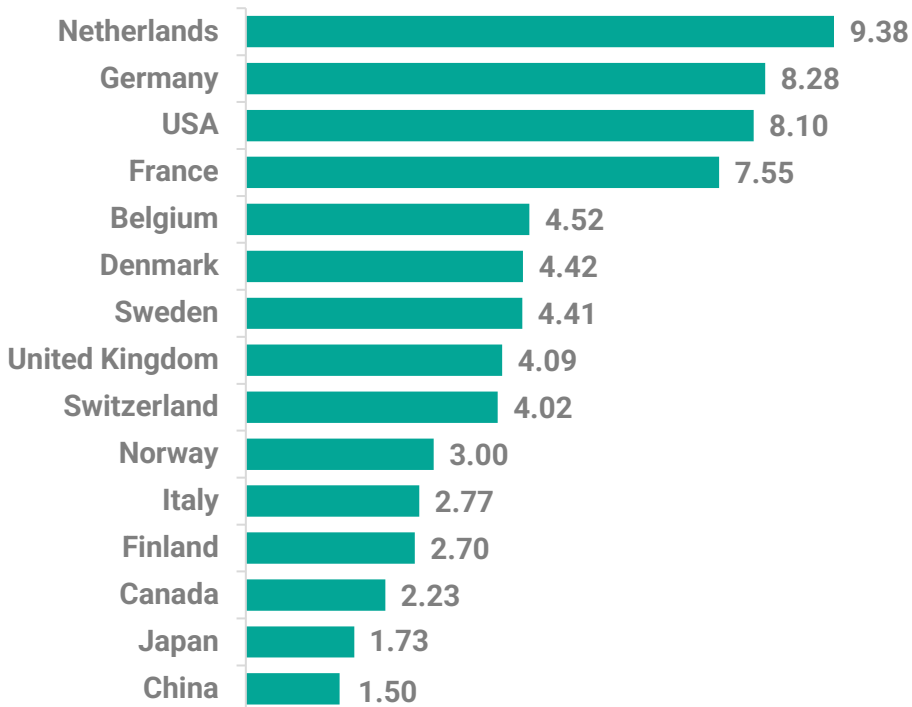
Budget performance by SubProgramme

2020-2021 (in USD millions)

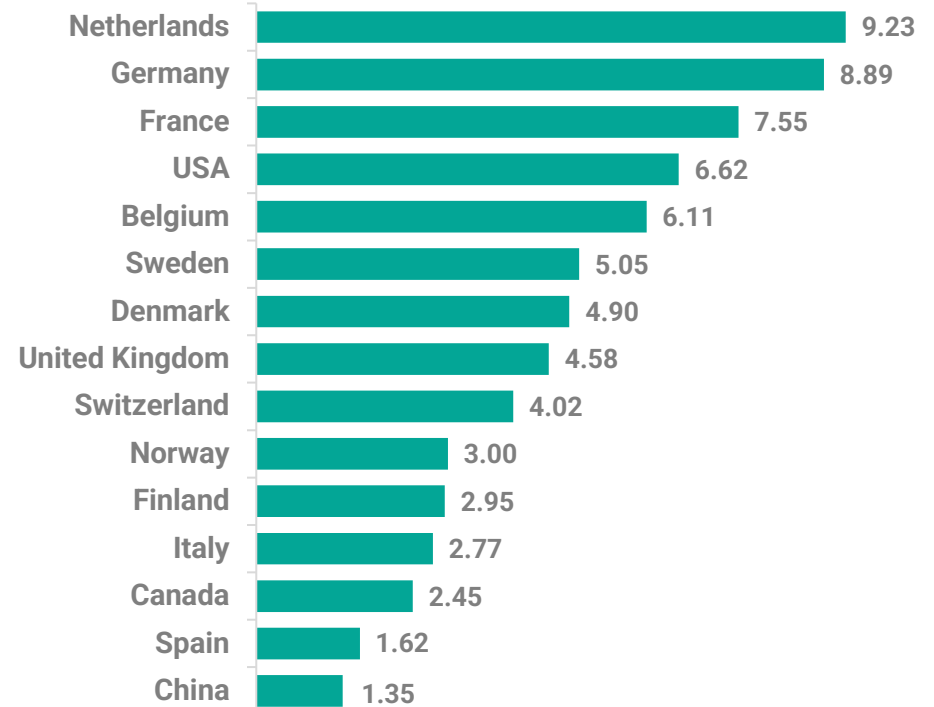


Top 15 Contributors to the Environment Fund

2020 (in USD millions)

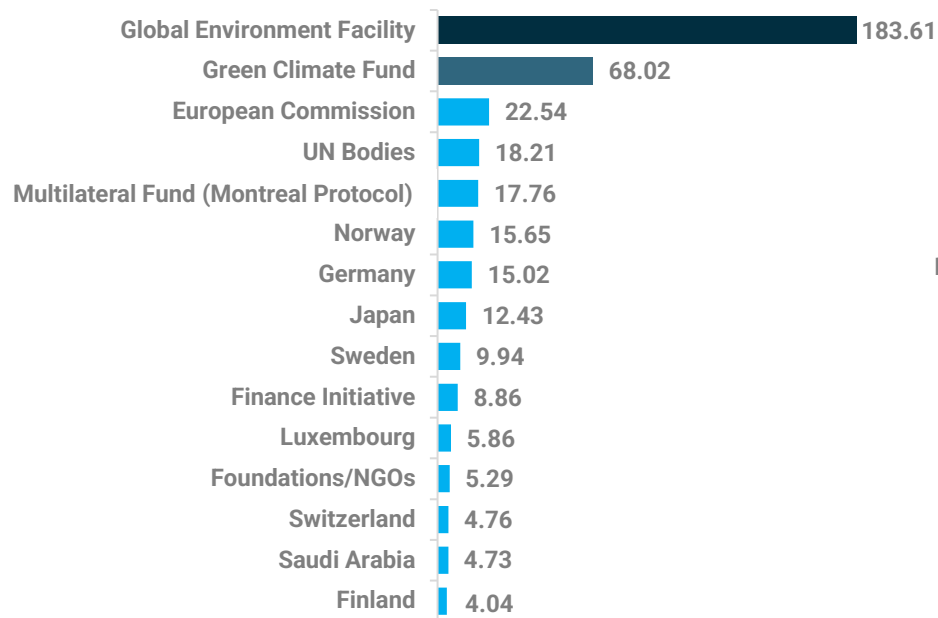


2021 (in USD millions)

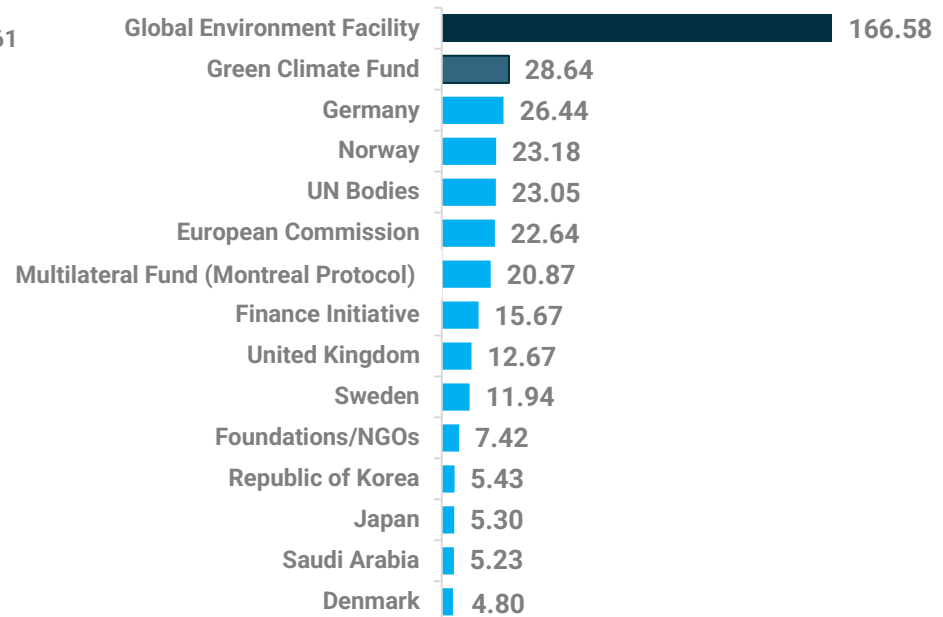


Top 15 Contributors Earmarked Funds

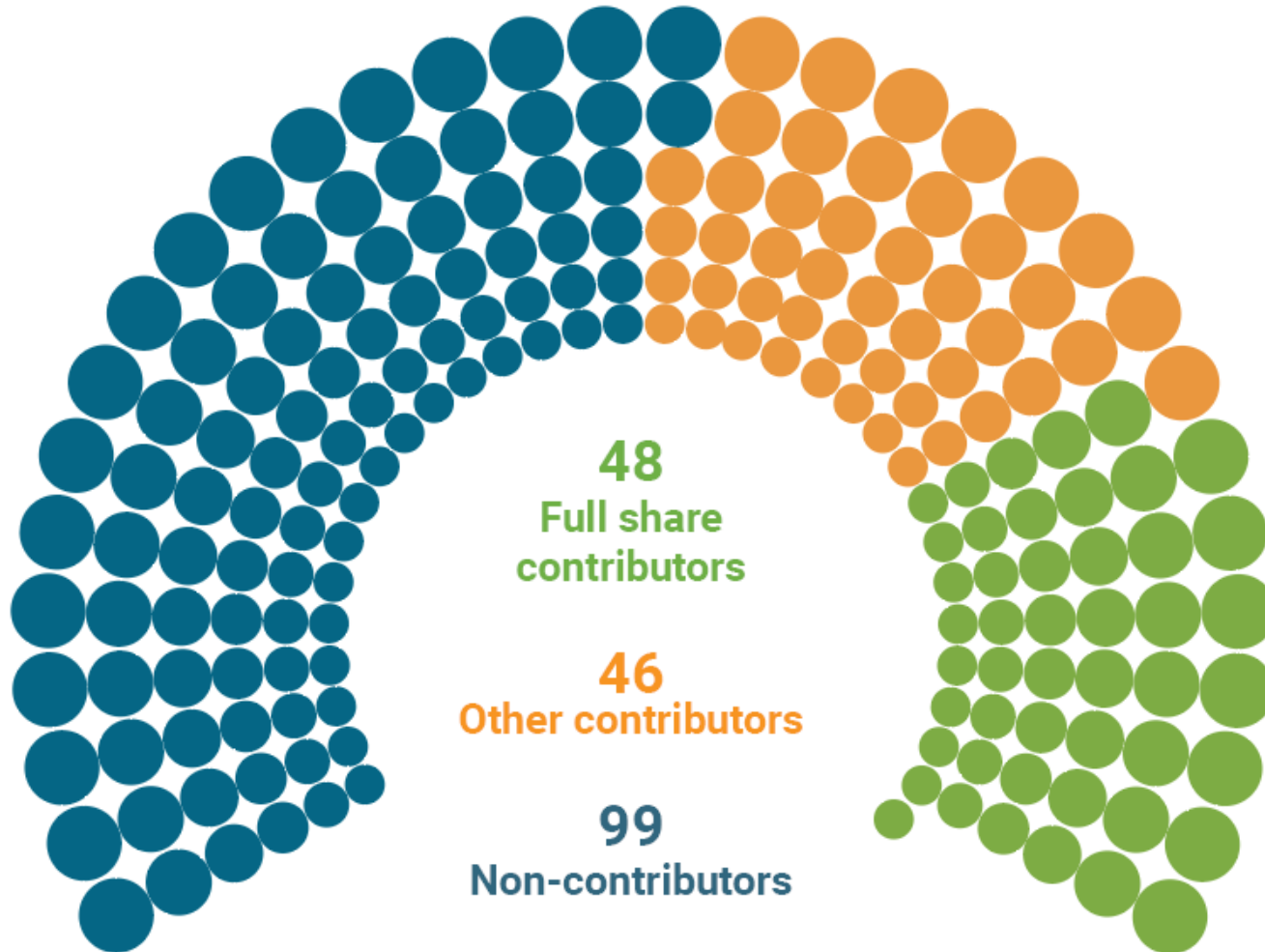
2020 (in USD millions)



2021 (in USD millions)



Contributors to the Environment Fund 2020-2021



Environment Fund: 48 “full share” contributors 2020-2021



Getting Resource Mobilization MTS-ready 2020-2021

1. Results from survey on UNEP's Funding in 2020

- Wide support for UNEP's mandate, strengths and comparative advantages
- Carry on with approaches to increase Environment Fund
- VISC is a useful tool but explain it better
- Develop arguments for shift from tight to soft earmarked funding
- Increase visibility of funding partners and other communication on funding

2. Action Plan for the implementation of Para 88

Para 88b on funding aligned to implement survey results and asks UNEP to continue

- Dialogue with Member States on funding challenges
- Encourage Member States to contribute to meet the approved budgets

3. Revised Resource Mobilization Strategy 2021

Strengthened implementation with

- New structure & coordination
- New funding streams



Resource Mobilization Results

A few key achievements in 2020-2021

Core funding

- Environment Fund income increased 5-6% annually despite the pandemic – 2021 best result in 7 years!
- Increased number of Member States contributed their full share – from 36 in 2019 to 42 in 2021

Earmarked funding & partnerships

- Thematic funds as new instruments for softly earmarked funding in the pipeline
- Rapid growth of GEF portfolio – UNEP third largest recipient of GEF funding with around 17% share of the GEF-7 replenishment
- Green Climate Fund supported 30 countries to access USD 89.7 million in funding
- European Commission New Framework Agreement of EUR 30/32 million for 2021-23 positioned
- Rolled out the implementation of the Strategy for Private Sector Engagement with strengthened regulatory processes





Big thanks

to all Member States and other
funding partners that provided
funding in 2020-2021!

A Call to Partners

Investing in UNEP means investing in the health of the environment for people and planet. More than ever, it is vital to ensure that UNEP has the financial resources it needs to create a lasting impact and deliver the results partners expect. Every contribution matters.

We all have a responsibility to do our share for the environment, and UNEP will be there to guide the journey.

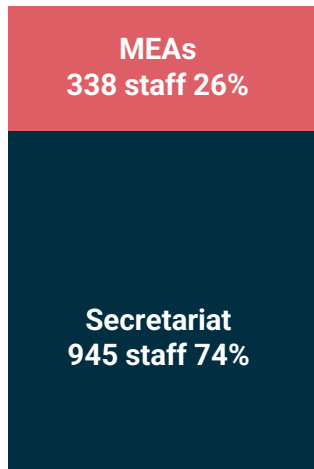
Help fund UNEP – for people and planet.



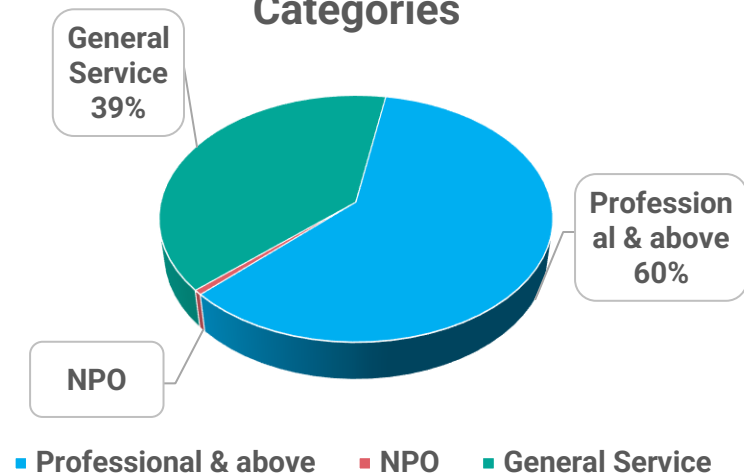
Staff Distribution and Categories

As of 30 June 2021, UNEP employed 1,283 staff members comprising 945 (74%) in the Secretariat and 338 (26%) in the MEAs. Of the 1283 staff members, 767 (60%) were in the professional and higher categories, 8 (1%) in the National Professional Officer (NPO) category and 508 (39%) in the General Service category.

Distribution



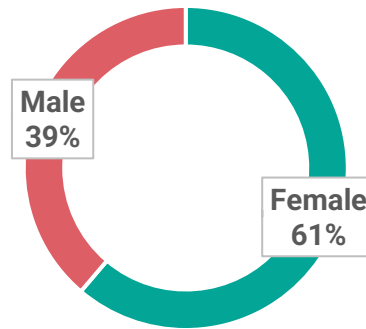
Categories



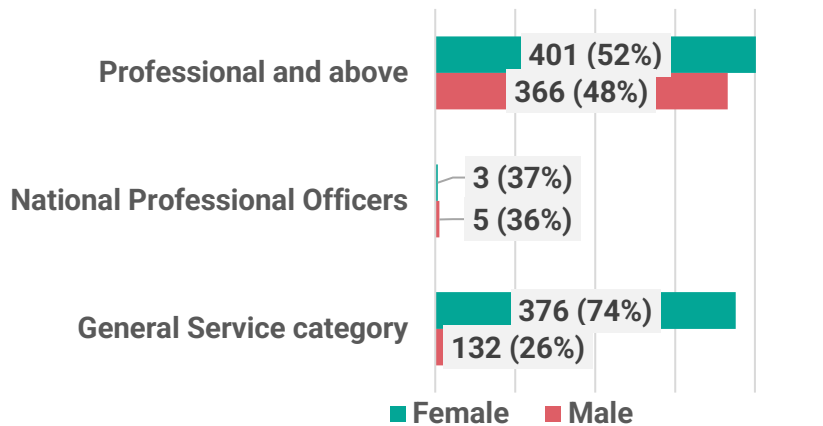
Gender Distribution

Out of the total staff portfolio of 1283 in June, 61% (780) are female and 39% (503) are male. The UNEP Secretariat employed 945 staff. 61% were female and 39% male.

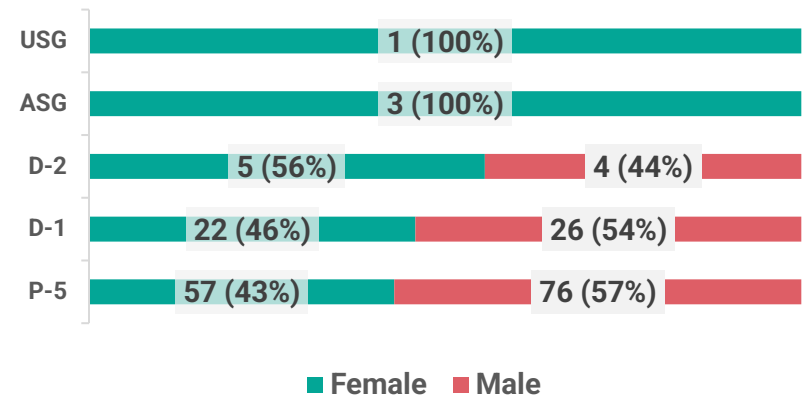
UNEP GENDER DISTRIBUTION



Gender Distribution by Category



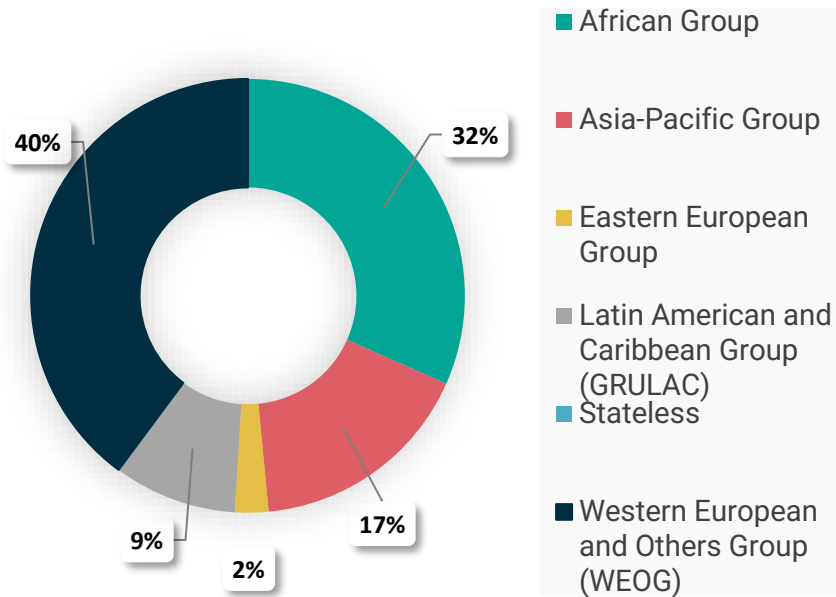
Gender Status for P5 & Above



Regional Representation

Western European and Other Groups (WEOG) has a staff representation of 40% followed by African group with 32%. The Eastern European group has the smallest representation of 2%. Efforts will continue to be made to recruit more staff from regions with lower representation.

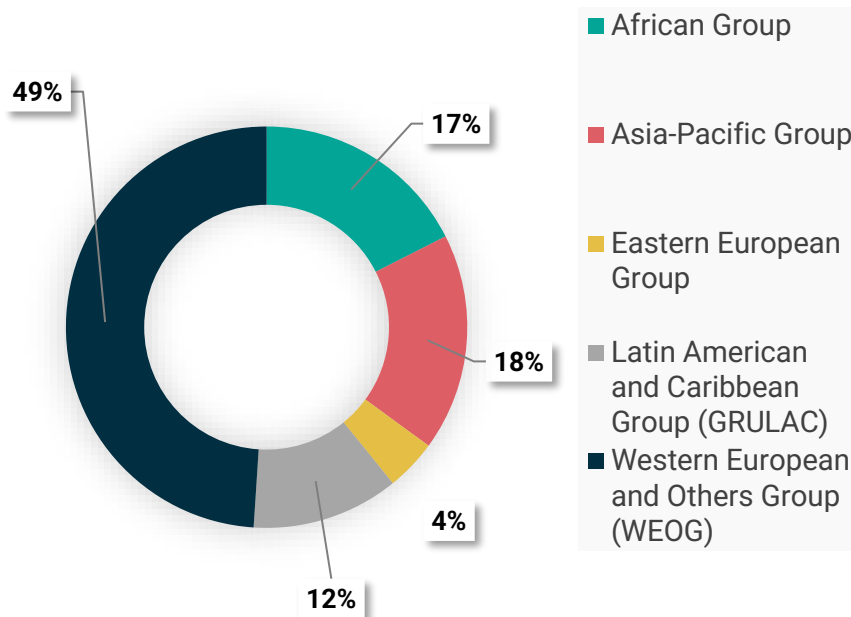
REGIONAL REPRESENTATION



Region	Total
African Group	406
Asia-Pacific Group	216
Eastern European Group	32
Latin American and Caribbean Group (GRULAC)	117
Stateless	1
Western European and Others Group (WEOG)	511
Total	1283

Regional Representation P5 and Above

REGIONAL REPRESENTATION P5 & ABOVE AS AT 31 JUNE 2021



Regional Distribution	Professional and Above Level					Total
	USG	ASG	D-2	D-1	P-5	
African Group		2	2	4	26	34
Asia-Pacific Group		1	2	6	25	34
Eastern European Group				2	6	8
Latin American and Caribbean Group (GRULAC)			3	6	14	23
Western European and Others Group (WEOG)	1		2	30	62	95
Grand Total	1	3	9	48	133	194

The following OIOS audits have been closed as implemented in 2020-2021:

1. Audit of the UNEP Disasters and Conflicts Subprogramme
2. Audit of the UNEP Caribbean Environment Programme
3. Audit of the UNEP Environmental Governance Subprogramme
4. Audit of UNEP Resource Efficiency Sub-Programme
5. Audit of the UNEP Regional Office for Asia and the Pacific
6. Audit of UNEP Afghanistan Project Office
7. Audit of official travel at UNEP
8. Audit of recruitment process at UNEP

The following OIOS audits are planned for 2022:

1. UNEP Ecosystems Division
2. UNEP Mediterranean Action Plan for the Barcelona Convention
3. UNEP Projects in Cameroon
4. UNEP Procurement

The following audits are under implementation: (partially closed)

1. Convention for the Protection and Development of the Marine and Coastal Environment of the West and Central African Region
2. Grants management at UNON, UNEP and UN-Habitat
3. UNEP Secretariat of the Convention on Biological Diversity
4. Management of partnerships at UNEP
5. UNEP Regional Office for Africa
6. Response to COVID 19 at UNON, UNEP and UN-Habitat
7. Accounts Receivable and Accounts Payable at UNON, UNEP and UN-Habitat
8. UNEP Secretariat of the Multilateral Fund for the Implementation of Montreal Protocol
9. UNEP Secretariat of the Convention on International Trade in Endangered Species (CITES)

Update on the External audit:

1. The Board of Auditors team (CNOA) from China conducted the Audit of the 2021 UNEP Financial Statements in April 2022.
2. During the interim audit in October 2021, management audits were conducted for UNEP Headquarters, Regional Office for Asia and the Pacific, BRS Conventions, the Addis Ababa Liaison Country Office, North America Office (NAO) and Secretariat of Convention on Biological Diversity (SCBD).
3. Per the draft Report of BOA for 2021 there are 26 new recommendations issued.
4. Prior year recommendations were substantially reduced in 2021 as 58 of the 85 open recommendations were considered implemented, 25 considered under implementation and 2 classified as not implemented.

Summary of 2021 BOA recommendations by topic:

Budget Management - 2

Financial Management - 2

Human Resource Management - 3

Information and Communications
Technology - 3

Procurement management - 3

Programme and Project
Management - 10

Strategy Management - 3

Total of 26 new recommendations

Other Key Achievements and Progress

- Issued Standard Operating Procedures of write-offs, write-downs and notional claims
- 2021 – 2nd year of participation in the Statement of Internal Control exercise
- Plan to finalize and issue the draft 2020 Partnerships Policy and Procedures, work with UNHQ on aligning it with the UNEP portal and the UN partnerships portal
- Anti-Fraud and Anti-Corruption course launched in the Corporate Academy platform
- Organization-wide (top-down) Risk Assessment completed resulting in first UNEP ERM Risk Register
- Training and enhanced knowledge on risk assessment has been identified. UNEP is establishing ERM focal points in UNEP Divisions and offices who will be provided with detailed training.
- Active engagement in Secretariat-wide efficiency gains reporting
- Leadership Dialogue on Accountability System in the United Nations Secretariat
- Engagement with the UN Controller's office on Implementing Partner management
- Environmental Management System – Conducted Greening the Blue Survey and working with UNON on initiatives on the Gigiri campus

Thank You



Sonja Leighton-Kone

Director,
Corporate Services Division
sonja.leighton-kone@un.org