

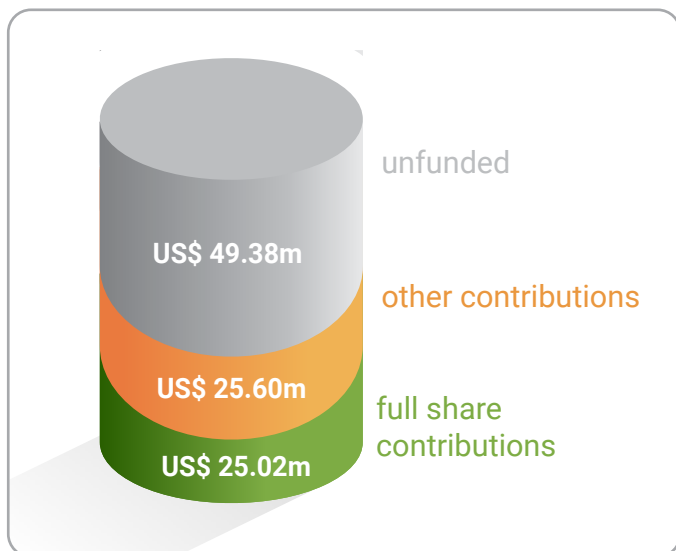
The Environment Fund is a true green investment – and benefits all nations.

# ENVIRONMENT FUND

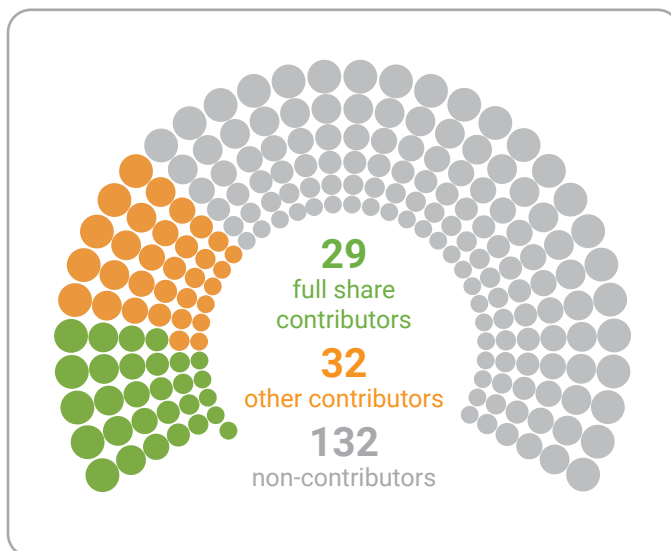
2022 CONTRIBUTIONS AS AT 31 JULY 2022  
REPORT



## INCOME vs UNFUNDED BALANCE of US\$ 100m budget



## NUMBER AND CATEGORY OF MEMBER STATE CONTRIBUTORS out of 193



## TOP 15 CONTRIBUTIONS


1	Germany	\$7.91m	6	Belgium	\$4.20m	11	Russian Federation*	\$0.90m
2	France	\$7.55m	7	Switzerland*	\$4.03m	12	Ireland	\$0.60m
3	Norway*	\$7.08m	8	Canada	\$2.47m	13	Australia	\$0.55m
4	Sweden	\$4.87m	9	Japan	\$1.47m	14	Mexico	\$0.50m
5	United Kingdom*	\$4.65m	10	China	\$1.35m	15	Austria	\$0.42m

## CONTRIBUTIONS ABOVE FULL SHARE

Norway\*      United Kingdom\*      Switzerland\*

## CONTRIBUTIONS EQUAL TO FULL SHARE

Albania	Eritrea	Latvia	San Marino
Angola	Fiji*	Luxembourg	Seychelles
Antigua and Barbuda	France	Mauritius	Slovenia
Barbados*	Georgia	Micronesia (Federated States of)*	Timor-Leste
Belize	Iceland	Mozambique	United Republic of Tanzania
Cyprus	Ireland	Myanmar	
Dominican Republic*	Jordan	New Zealand*	



## TOP INCREASES \*\*

Trinidad and Tobago <b>200%</b>	Austria <b>15%</b>	Luxembourg <b>1%</b>	Latvia <b>0.4%</b>
Norway* <b>136%</b>	Japan <b>14%</b>	Canada <b>1%</b>	Switzerland <b>0.2%</b>
Portugal* <b>100%</b>	United Kingdom* <b>1%</b>	Jordan <b>0.4%</b>	

### MULTI-YEAR PLEDGES

Austria  
Belgium  
Canada  
South Africa

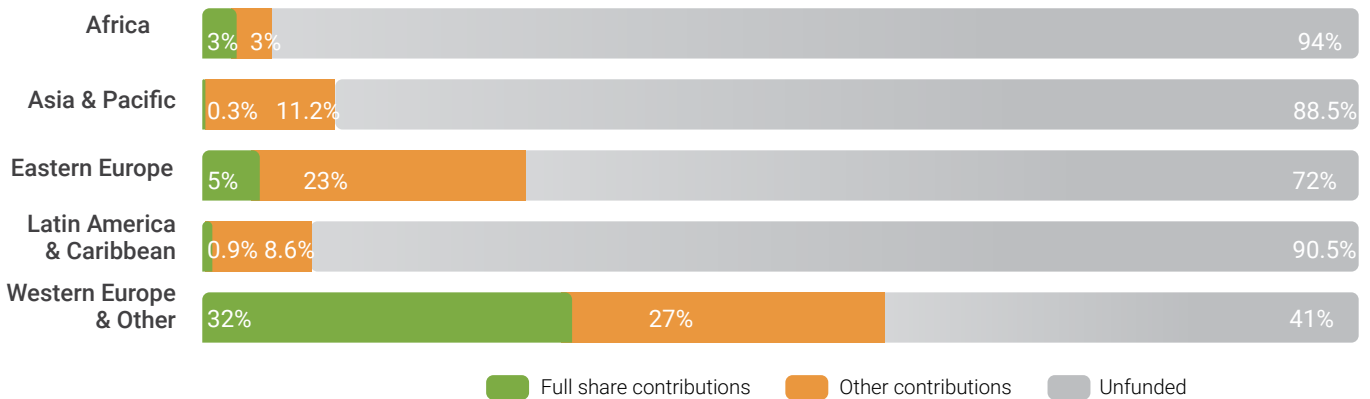
### COMEBACKS

Angola  
Antigua and Barbuda  
Azerbaijan  
Kuwait  
Mozambique  
Peru  
San Marino  
Seychelles  
Timor-Leste  
United Republic of Tanzania

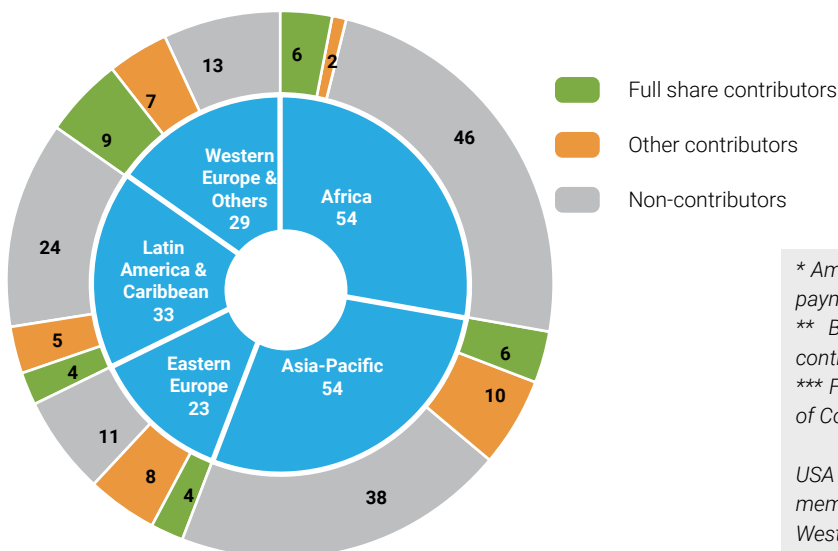
### OTHER CONTRIBUTIONS

Bulgaria  
Chile\*  
Croatia  
Estonia  
Guyana  
Hungary\*  
Iran (Islamic Republic of)\*  
Kazakhstan  
Lithuania  
Malaysia  
Morocco\*  
Oman  
Singapore  
Slovakia  
South Africa\*  
Thailand  
Viet Nam

## CONTRIBUTIONS AT REGIONAL LEVEL (in % of total funds requested)



## NUMBER OF COUNTRIES BY REGION (by status of their contribution)



\* Amounts based on pledges, to be confirmed at the time of payment including possible effect of exchange rate fluctuation  
\*\* Based on percentage increase from previous year's contribution  
\*\*\* Full share - Environment Fund Voluntary Indicative Scale of Contributions (VISIC).

USA does not participate in "full share"/VISIC and is not a member of any regional group. However, since USA attends Western Europe & Other Group meetings as an observer, their contributions are reported as part of the WEOG summary.