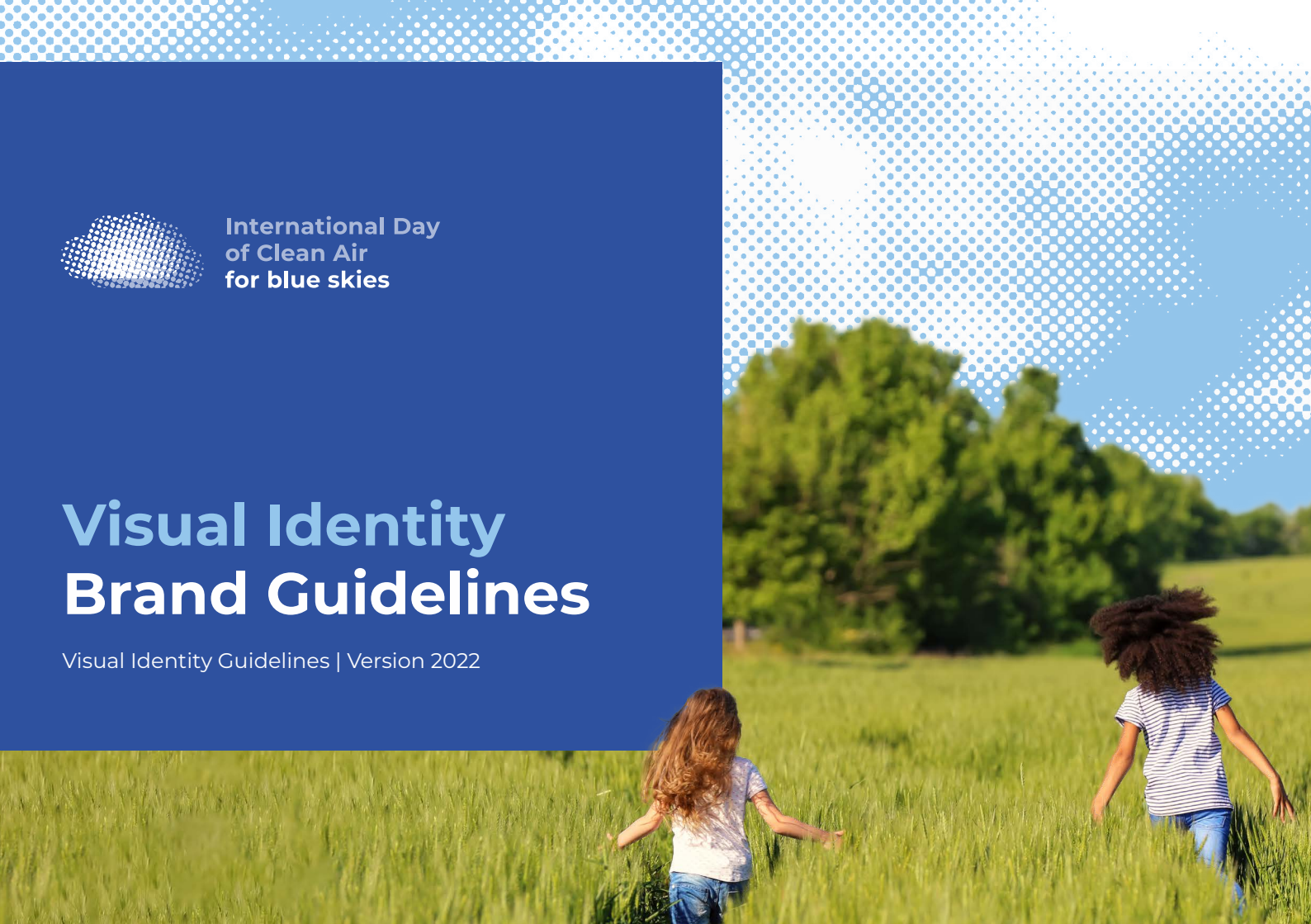




International Day
of Clean Air
for blue skies

Visual Identity Brand Guidelines

Visual Identity Guidelines | Version 2022



Contents

Identity components	3
Logo	4
Logo safe zone	5
Logo in languages	6
Logo Lockup	7
Hashtag Lockup	10
Colors	11
Font	13
Visual components	14
Photography	15
Visual assets	16
Halftone	18
Accents	19
Pollution Particles	20

Please note that use of this International Day of Clean Air for blue skies brand guide comes with the following disclaimer.

Disclaimer: Use of the United Nations Environment Programme International Day of Clean Air for blue skies logo does not imply an endorsement by the United Nations Environment Programme of the user, its goods, services or activities, or the content of its website or linked sites or the accuracy of the information, opinions or statements provided therein.




Brand Application Identity Components


Visual Identity Guidelines | Version 2022

Logos

The logo has two versions, horizontal and stacked.



**International Day
of Clean Air
for blue skies**



**International Day
of Clean Air
for blue skies**



**International Day
of Clean Air
for blue skies**



**International Day
of Clean Air
for blue skies**



Logo safe zone

			
		<p>International Day of Clean Air</p> <p>International Day of Clean Air for blue skies</p> <p>International Day of Clean Air</p>	



Logo in languages



Arabic



Chinese



English



French



Portuguese



Russian



Spanish



Swahili



Logo lockup

The United Nations Environment Programme (UNEP) logo may not be used for commercial purposes of any kind.

It may not be used to suggest an endorsement of an activity or product. Any company or other type of private sector entity may use only the Day of Clean Air for blue skies logo, without the UNEP logo.

For further information on logo use, please contact cleanairblueskies@un.org.

primary version in color



**International Day
of Clean Air
for blue skies**



partner logo

white version on colored backgrounds and photos – cloud and text have 60% opacity



**International Day
of Clean Air
for blue skies**



partner logo

black version if necessary mainly in black and white documents



**International Day
of Clean Air
for blue skies**



partner logo

Logo together with partners, examples

Except private sector entities, the logo can be used in the logo lockup



**International Day
of Clean Air
for blue skies**



or with the “International Day of Clean Air for blue skies” logo being the main logo







**International Day
of Clean Air
for blue skies**



Partner lockup with logo, spacing

Use the cloud length to space logos in the partner lockup version

		International Day of Clean Air					
		International Day of Clean Air for blue skies				partner logo	
		International Day of Clean Air					

Hashtag lockup



Colours

The two main colors

are dark blue 

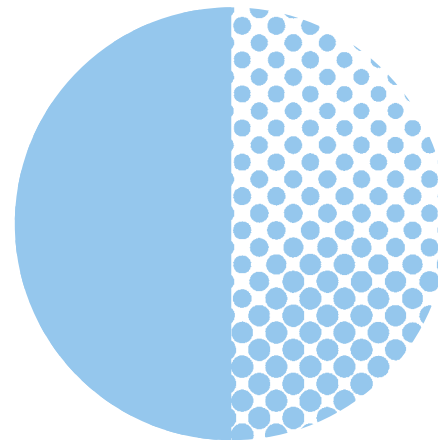
and light blue 



CMYK: C90 | M70 | Y0 | K0

RGB: R47 | G82 | B160

web: #2F52A0




CMYK: C45 | M10 | Y0 | K0

RGB: R149 | G199 | B237

web: #95C7ED

Secondary Pallet


The primary use for the secondary pallet is for body copy and illustrating pollution [See visual components guide]



CMYK: C00 | M00 | Y0 | K0

RGB: R00 | G00 | B00

web: #000000



CMYK: C00 | M00 | Y00 | K60

RGB: R45 | G45 | B45

web: #2d2d2d



CMYK: C59 | M50 | Y50 | K18

RGB: R105 | G105 | B105

web: #696969



CMYK: C37 | M30 | Y31 | K0

RGB: R166 | G166 | B166

web: #A6A6A6

Brand Typeface



MONTSEERRAT LIGHT

ABCDEFGHIJKLMNOPQRSTUVWXYZ
abcdefghijklmnopqrstuvwxyz
1234567890!@#%&*!?

MONTSEERRAT SEMIBOLD

ABCDEFGHIJKLMNOPQRSTUVWXYZ
abcdefghijklmnopqrstuvwxyz
1234567890!@#%&*!?

MONTSEERRAT BOLD

ABCDEFGHIJKLMNOPQRSTUVWXYZ
abcdefghijklmnopqrstuvwxyz
1234567890!@#%&*!?



Brand Application Visual Components

Visual Identity Guidelines | Version 2022

Photography

The photography used should show a lot of blue sky above landscapes, cities, people, plants. All positive images.

In this case the logo can be used in white.



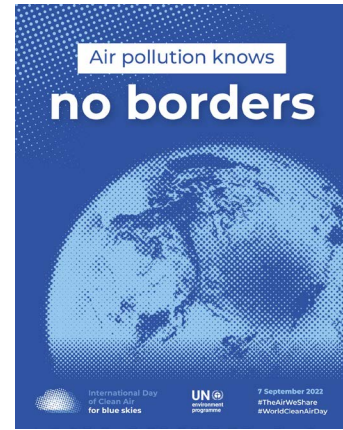
Graphic Visuals

The United Nations Environment Programme (UNEP) logo may not be used for commercial purposes of any kind.

It may not be used to suggest an endorsement of an activity or product.

Any company or other type of private sector entity may use only the Day of Clean Air for blue skies logo, without the UNEP logo.

For further information on logo use, please contact cleanairblueskies@un.org.



[01] Example Graphic Fact Post


Graphic Visuals

The use of the halftone effect seen in the primary logo or “Rasterisation” is our graphic approach for illustration.

This can be used in both photography and iconography. The rasterisation should follow a grid structure and be made up of dots.

When using rasterisation in photography, be mindful of the resolution required to communicate the visual.

Always try to use a lower resolution [1]; however, ensure to use more detailed effects if the visual requires it [2]



[01] Lower Resolution



[02] Higher Resolution


Halftone

You may adapt the halftone dots to suit your creative needs. Some rules apply when communicating using the halftone.


When visualising polluting sources, use the secondary colour pallet [01]. When we show solutions, we use the primary pallet [02]

Pollution particles [03] can also be used to highlight sources of pollution in a shot. Use these sparingly to represent pollution in areas that are otherwise impossible or hard to illustrate.

The halftone can create a transition between different environments [04]. This is especially useful to show the development from problems to solutions.



[01] Pollution Halftone



[02] Solution Halftone



[03] Pollution Particles




[04] Halftone Transition

Halftone Accents


The halftone can be used to brand spaces even when it's not the primary point of focus.

The use of borders [01] is an excellent way to connect to the brand language and can be scaled to fit different spaces and messages [02]


The border can be used as a callout device to communicate a subject [03] or layered to illustrate an environment [04]




[01] Halftone Border



[02] Halftone Space



[03] Halftone Highlight



[04] Halftone Illustrative

Pollution Particles

Pollution particles are best used to highlight the issue alongside the solution, allowing us to communicate a positive solution while hinting toward the air pollution problem [01].

This can be accentuated in the movement of the typographic headlines or by using the secondary pallet to highlight sources of air pollution that are otherwise impossible to see [02].

Pollution particles can lead the user to the source [03]. For example, we can use the particles to direct a viewer to the next frame of a carousel.




[01] Pollution Particle Example



[02] Invisible Sources

Visual Assets



Visual Assets



Visual Assets





Please direct any queries regarding the use of the UNEP's logo or of the International Day of Clean Air for blue skies to UNEP's Communication Division or to the Information Officer at your regional UNEP office.

You can download this Brand Guide together with other branding assets, including the logo and logo lockup files from:

cleanairblueskies.org/get-involved/brand-guide

cleanairblueskies@un.org

#WorldCleanAirDay

#TheAirWeShare

@unep

