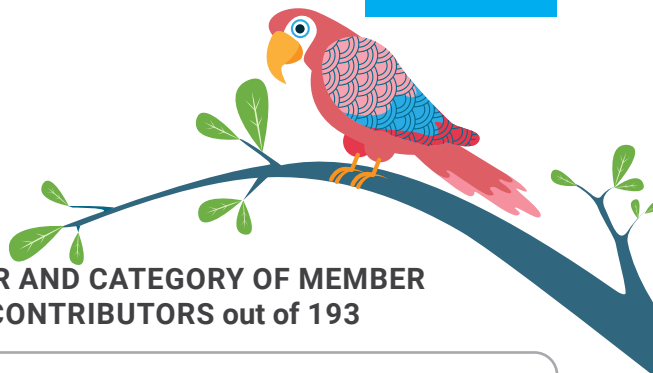


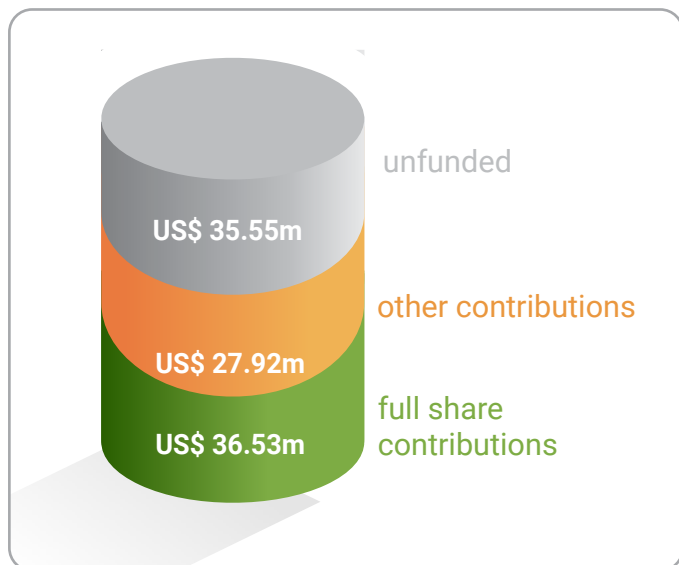
The Environment Fund is a true green investment – and benefits all nations.

ENVIRONMENT FUND

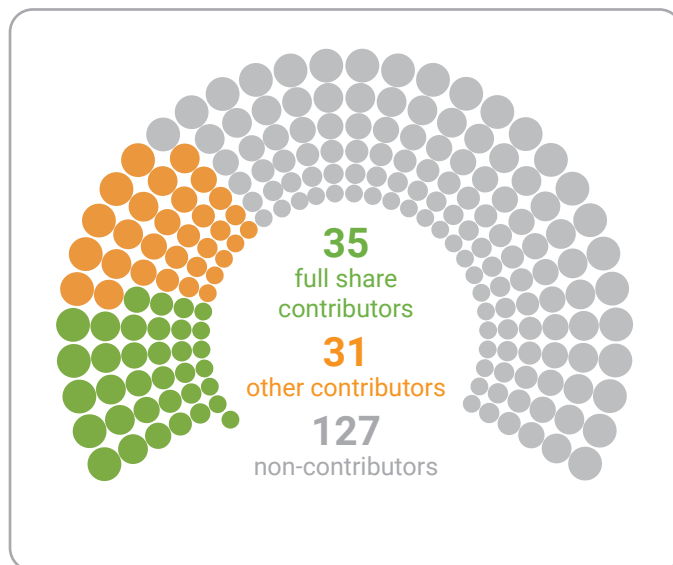
2022 CONTRIBUTIONS AS AT 30 SEPTEMBER 2022
REPORT



INCOME vs UNFUNDED BALANCE of US\$ 100m budget



NUMBER AND CATEGORY OF MEMBER STATE CONTRIBUTORS out of 193



TOP 15 CONTRIBUTIONS

1	Germany	\$7.91m	6	Sweden	\$5.05m	11	Japan	\$1.47m
2	United States of America*	\$7.60m	7	United Kingdom	\$4.46m	12	China	\$1.35m
3	France	\$7.55m	8	Belgium	\$4.20m	13	Ireland	\$0.60m
4	Norway	\$7.03m	9	Switzerland*	\$4.03m	14	Australia	\$0.55m
5	Denmark*	\$6.55m	10	Canada	\$2.47m	15	Mexico	\$0.50m

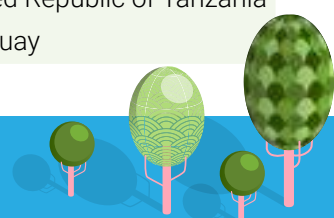
CONTRIBUTIONS ABOVE FULL SHARE

Denmark* Norway

CONTRIBUTIONS EQUAL TO FULL SHARE

Albania	Eritrea	Latvia	Serbia*
Angola	Fiji	Luxembourg	Seychelles
Antigua and Barbuda	France	Mauritius	Slovenia
Barbados*	Georgia	Micronesia (Federated States of)*	Sweden
Belize	Guyana	Mozambique	Switzerland*
Botswana	Iceland	Myanmar	Timor-Leste
Cyprus	Ireland	New Zealand*	United Kingdom
Dominican Republic*	Jordan	San Marino	United Republic of Tanzania
			Uruguay

we all have a responsibility to do our **full share** for the environment



TOP INCREASES **

Trinidad and Tobago 200%	Portugal* 100%	Austria 15%	Japan 14%	Luxembourg 1%
Norway 134%	Denmark* 34%	USA * 15%	Uruguay 14%	Canada 1%

MULTI-YEAR PLEDGES

Austria	Belgium	Canada	Denmark	South Africa
---------	---------	--------	---------	--------------

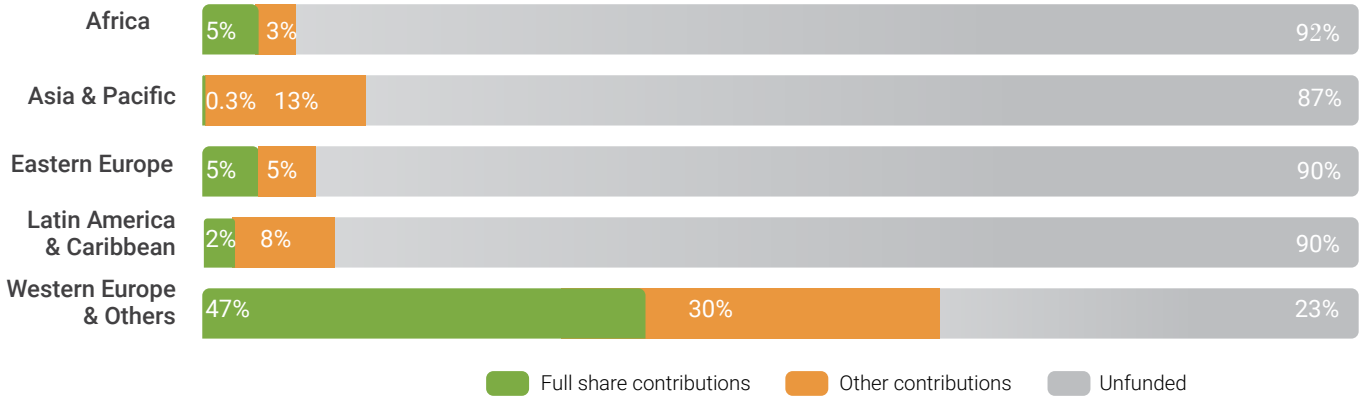
COMEBACKS

Angola	Peru
Antigua and Barbuda	San Marino
Azerbaijan	Saudi Arabia
Botswana	Seychelles
Kuwait	Timor-Leste
Mozambique	United Republic of Tanzania

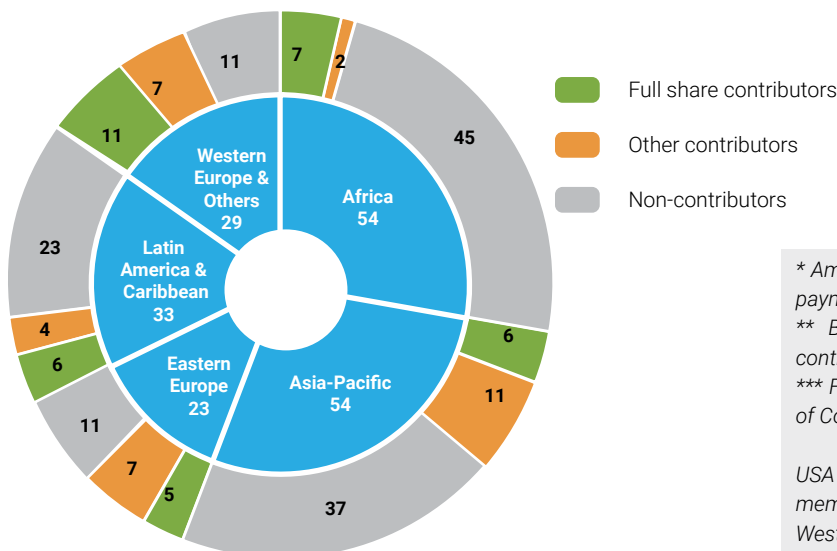
OTHER CONTRIBUTIONS

Bulgaria	Kazakhstan	Slovakia
Chile*	Lithuania	South Africa*
Croatia	Malaysia	Thailand
Estonia	Morocco	Viet Nam
Hungary*	Oman	
Iran (Islamic Republic of)*	Singapore	

CONTRIBUTIONS AT REGIONAL LEVEL (in % of total funds requested)



NUMBER OF COUNTRIES BY REGION (by status of their contribution)



* Amounts based on pledges, to be confirmed at the time of payment including possible effect of exchange rate fluctuation
 ** Based on percentage increase from previous year's contribution
 *** Full share - Environment Fund Voluntary Indicative Scale of Contributions (VISIC).

USA does not participate in "full share"/VISIC and is not a member of any regional group. However, since USA attends Western Europe & Other Group meetings as an observer, their contributions are reported as part of the WEOG summary.