

Biennial Evaluation Synthesis Report 2020-2021 Summary

Michael Spilsbury
UNEP Evaluation Office


Evaluation Office of UNEP

- Adheres to UN Norms and Standards for evaluation
- Is independent of management (reporting line to the ED)
- Conducts evaluations (no monitoring)
- Mandate: **All projects and programmes within the Programme of Work**
- All evaluations have a management response and recommendation compliance process
- All evaluations are publicly disclosed

Overview

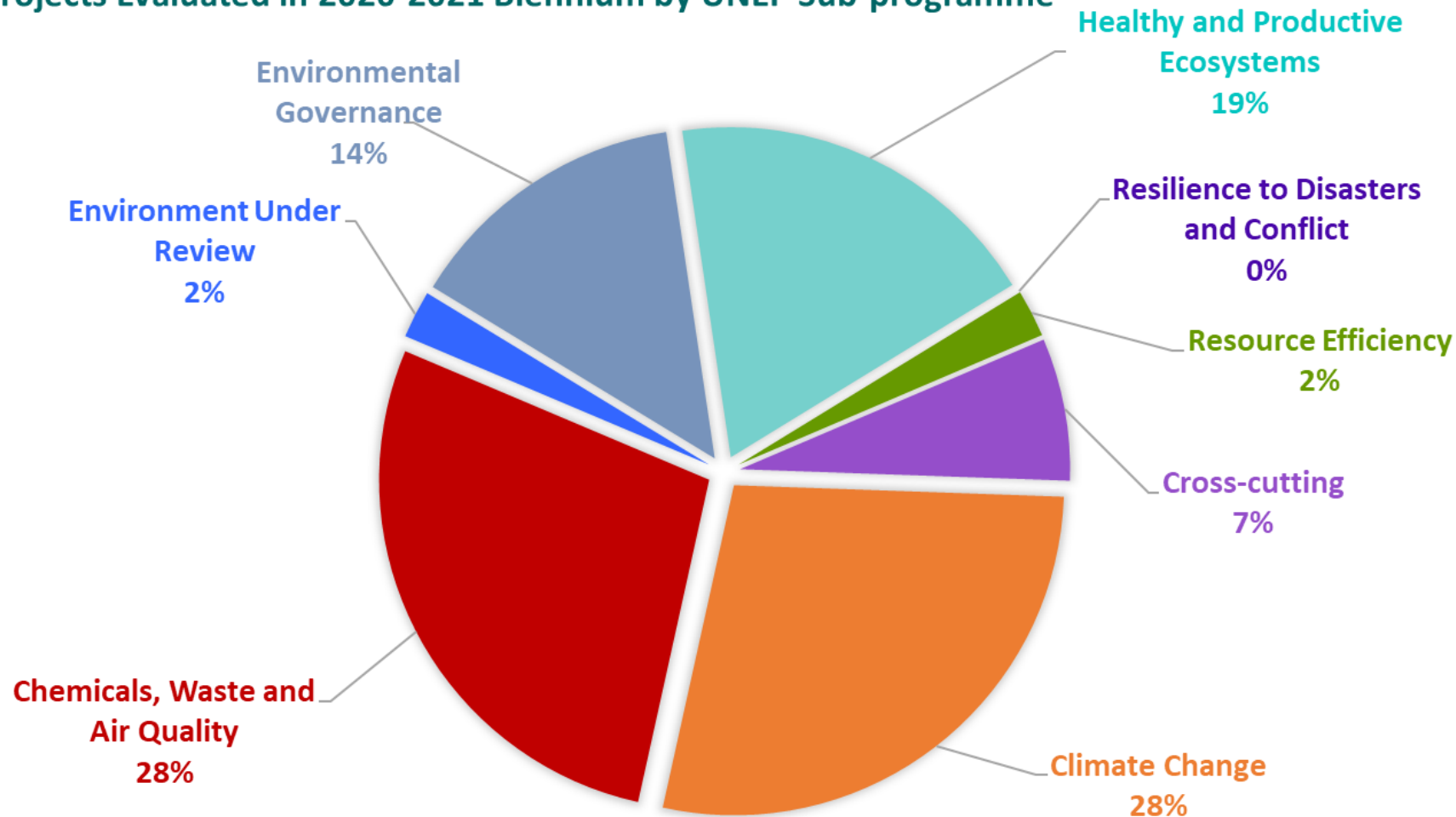
- ▶ **Evaluations completed in 2020-21:** 42 evaluations of UN Environment interventions – (projects mostly formally approved 2011-16)
- ▶ **Value of projects evaluated in 2020-21:** excess of **USD 213 million** of expenditure
- ▶ **Overall objective:** To generate evidence on ‘what works’ and ‘what doesn’t’ and provide feedback for improving design, planning and operational management processes
- ▶ **Evaluation criteria: standardized** (OECD-DAC), consistent with international good practice, and **rated** on a six-point scale from ‘Highly Unsatisfactory’ through to ‘Highly Satisfactory’
- ▶ **Comparison across biennia 2012 - 2021:** Performance against the evaluation criteria in the biennia from 2012 to 2021 produced consistent patterns despite the diversity of the interventions evaluated.

Evaluation Rating Scales



Evaluations by Sub-programme

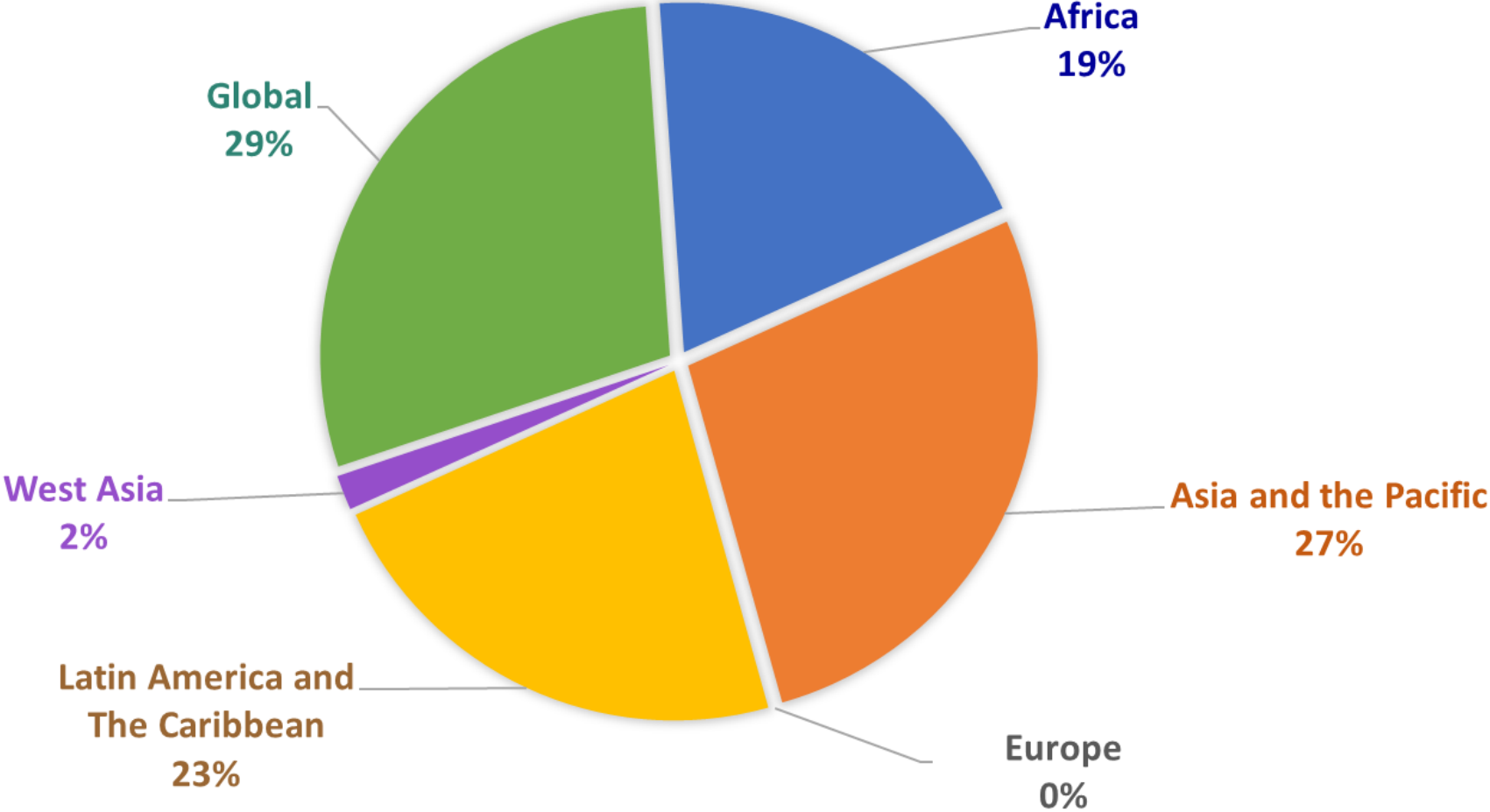
Projects Evaluated in 2020-2021 Biennium by UNEP Sub-programme



The evaluations undertaken by the Evaluation Office are strongly influenced by project life-cycles. Evaluations are scheduled and initiated as projects approach, or reach, their operational completion. 2022 onwards moving to purposive sampling.

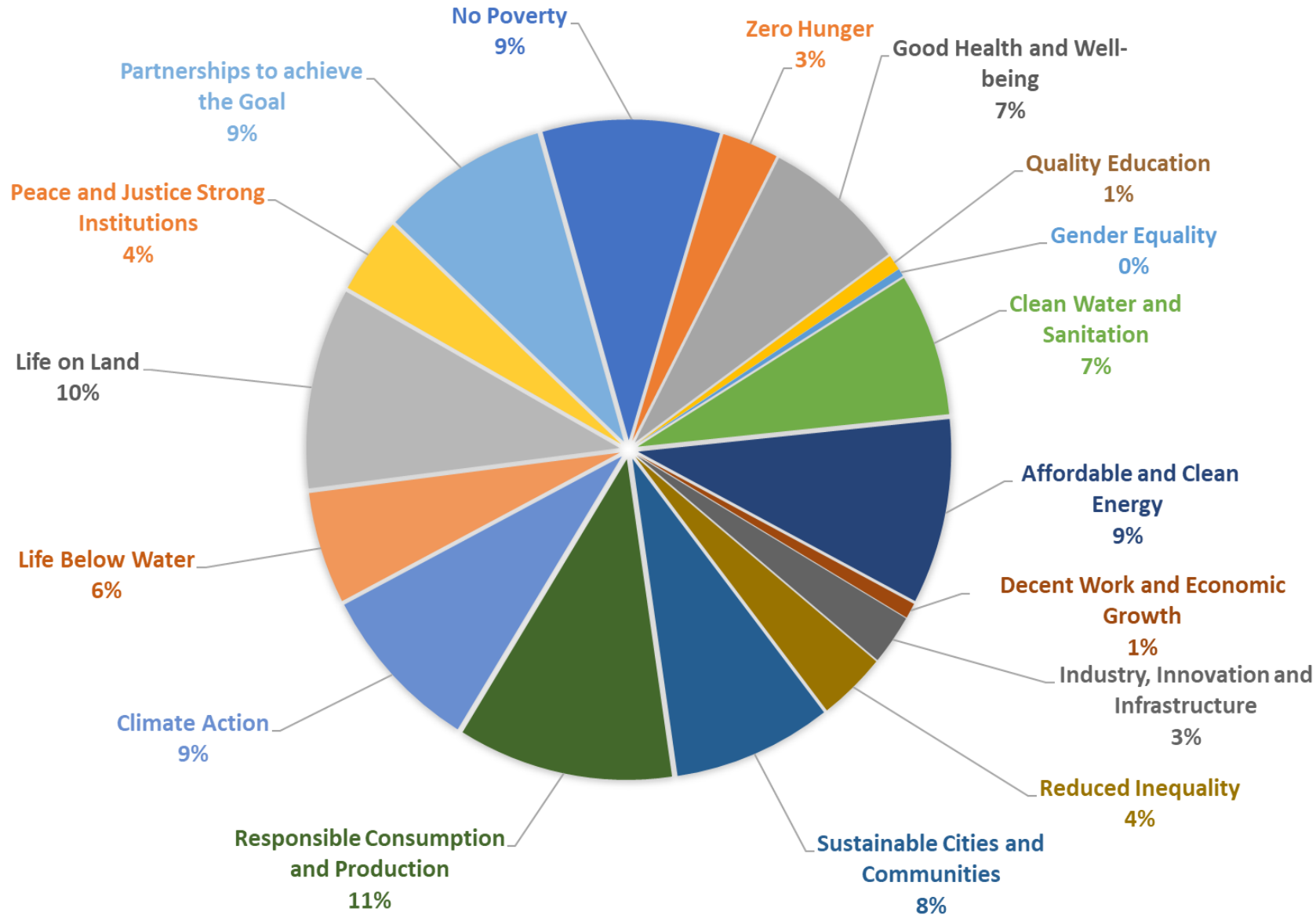
Evaluations by Region

Projects Evaluated in 2020-2021 by Region



SDGs targeted by the projects evaluated

SDGs targeted by projects evaluated in MTS 2018-21

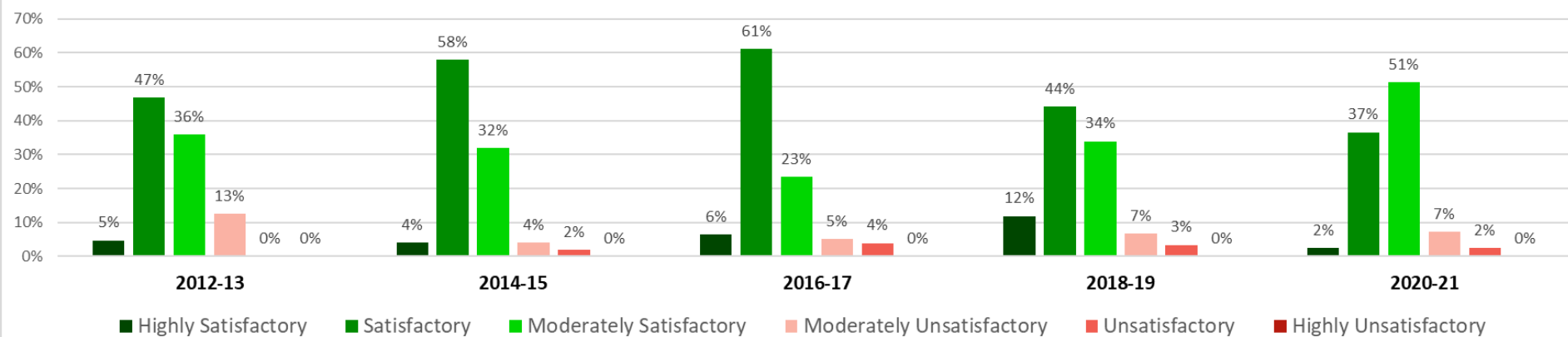


Overall Project Performance 2020-

21

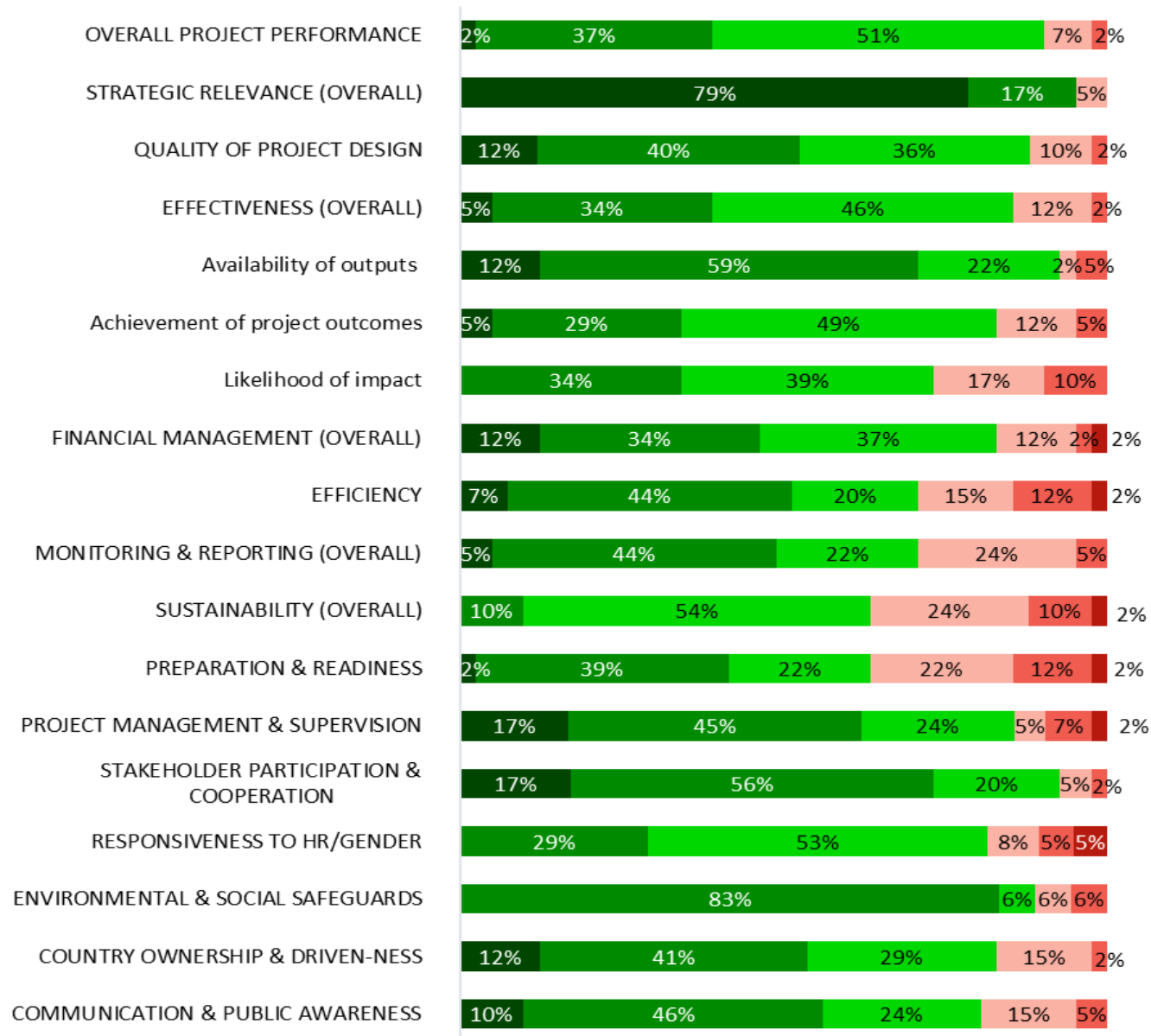
- There is a strong pattern of a large proportion of projects (>85%) attaining a rating for overall performance in the 'Satisfactory' range (MS, S or HS)
- The proportion of projects attaining a 'Satisfactory/ Highly Satisfactory' rating for overall performance has decreased in the 2020-21 biennium

Overall project performance by biennium 2012-21



Project Performance by Criteria in Biennium 2020 - 2021

■ Highly Satisfactory
 ■ Satisfactory
 ■ Moderately Satisfactory
 ■ Moderately Unsatisfactory
 ■ Unsatisfactory
 ■ Highly Unsatisfactory



Percentage of projects rated against these criteria achieving a 'Satisfactory' or better rating (S/HS)

Top rated evaluation criteria 2020-21

96% Strategic relevance

73% Stakeholders' participation & cooperation

71% Availability of outputs

Areas for improvement

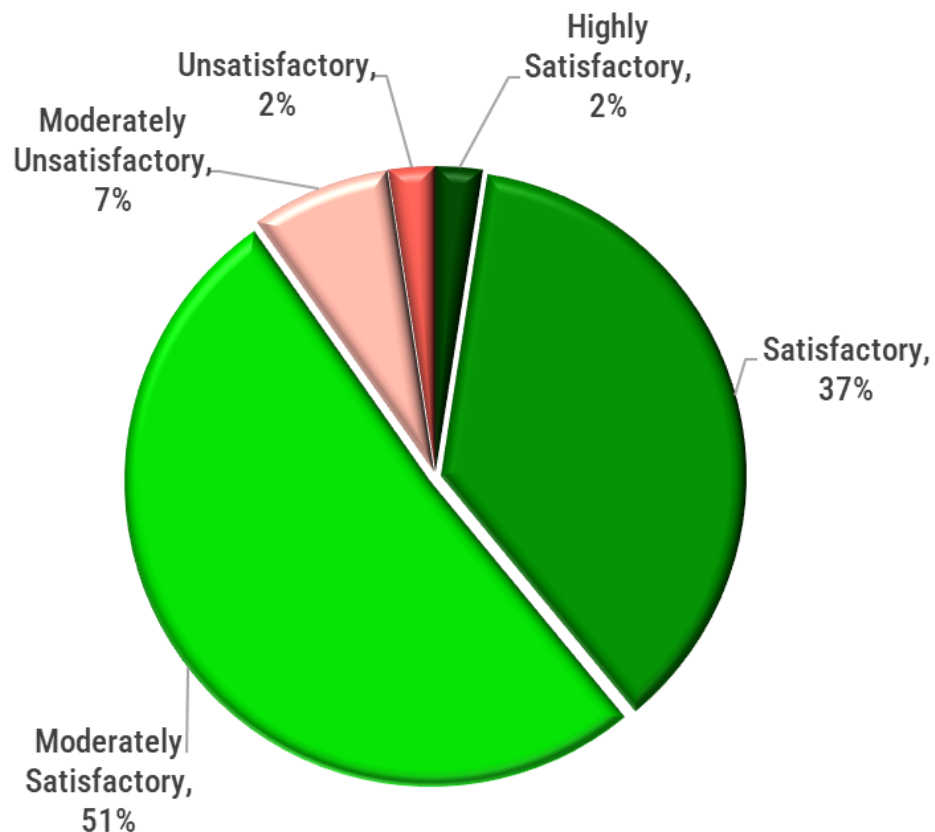
34% Likelihood of impact

34% Achievement of project outcomes

29% Human rights and gender equity

10% Sustainability (durability)

Overall Project Performance 2020-21



Project Performance 2020-21

Overall
Performance
39%

39% of the projects evaluated achieved a rating of 'Satisfactory' or better S/HS in the assessment of their **overall performance**

Strategic
Relevance
96%

The **alignment of the interventions intentionality (strategic relevance)** remains the evaluation criterion that attains the highest ratings, with **96%** rated as S/HS

Effectiveness
39%

Up to 39% of projects were rated S/HS for their **effectiveness** in delivering their programmed outputs and achieving immediate and longer-term outcomes

Outputs
71%

The **delivery of outputs** showed a higher level of project performance from last biennium 71% attain an S/HS rating (up from 57% in the 2018-19 biennium)

Outcomes
34%

Performance at project outcome level is a critical indicator for effectiveness, currently 34% of projects attained an S/HS rating

Sustainability
10%

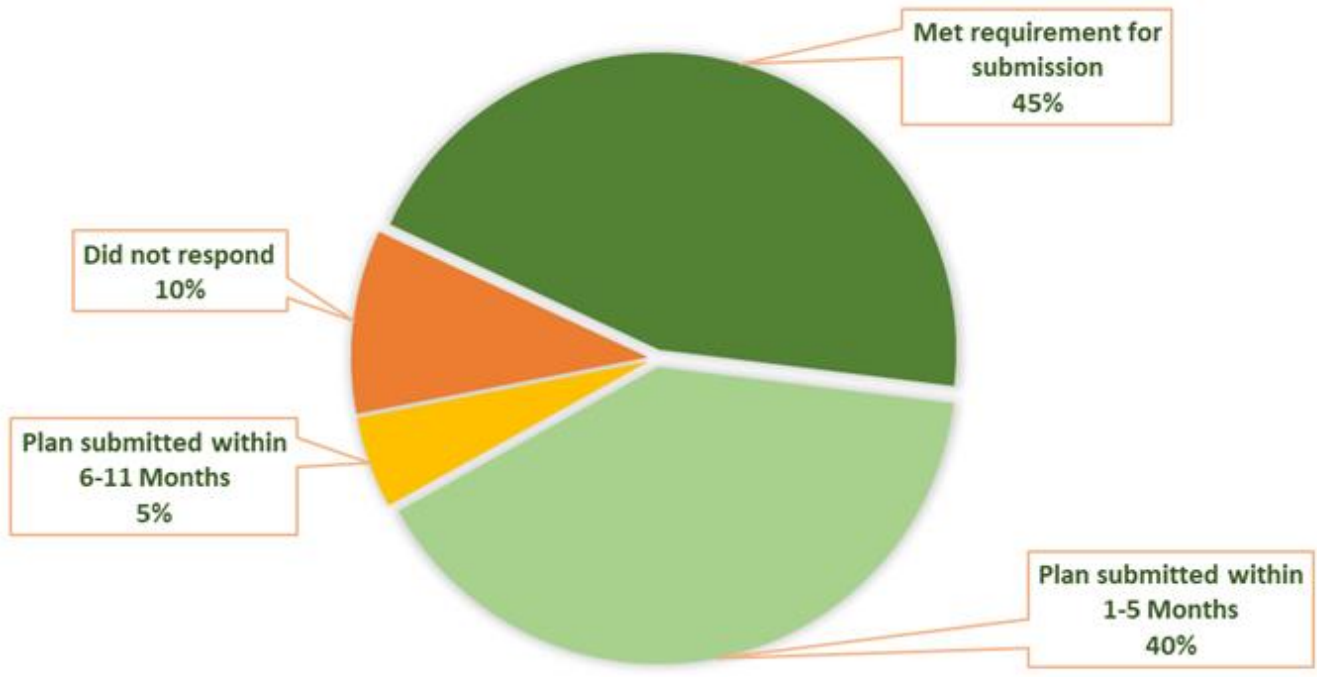
10% of the projects evaluated achieved an S/HS rating, 54% of projects were rated 'MS' in **sustaining their outcomes i.e. project benefits continue after project completion**

Impact
34%

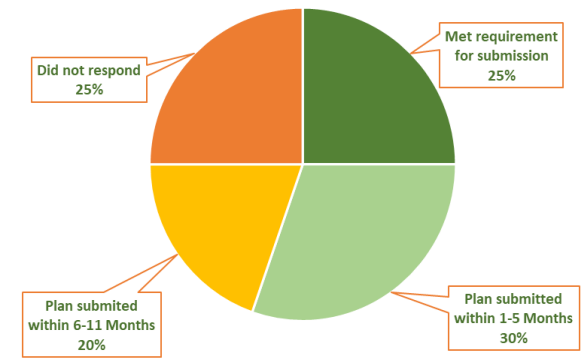
The **likelihood that interventions will influence the change processes** that lead beyond project outputs to higher level results was considered 'Likely' or 'Highly Likely' in 34% of the projects evaluated in 2020-21

Recommendation Plan Completion 2021 -2022

Compliance on submitting Recommendations Implementation Plans (2020-21)

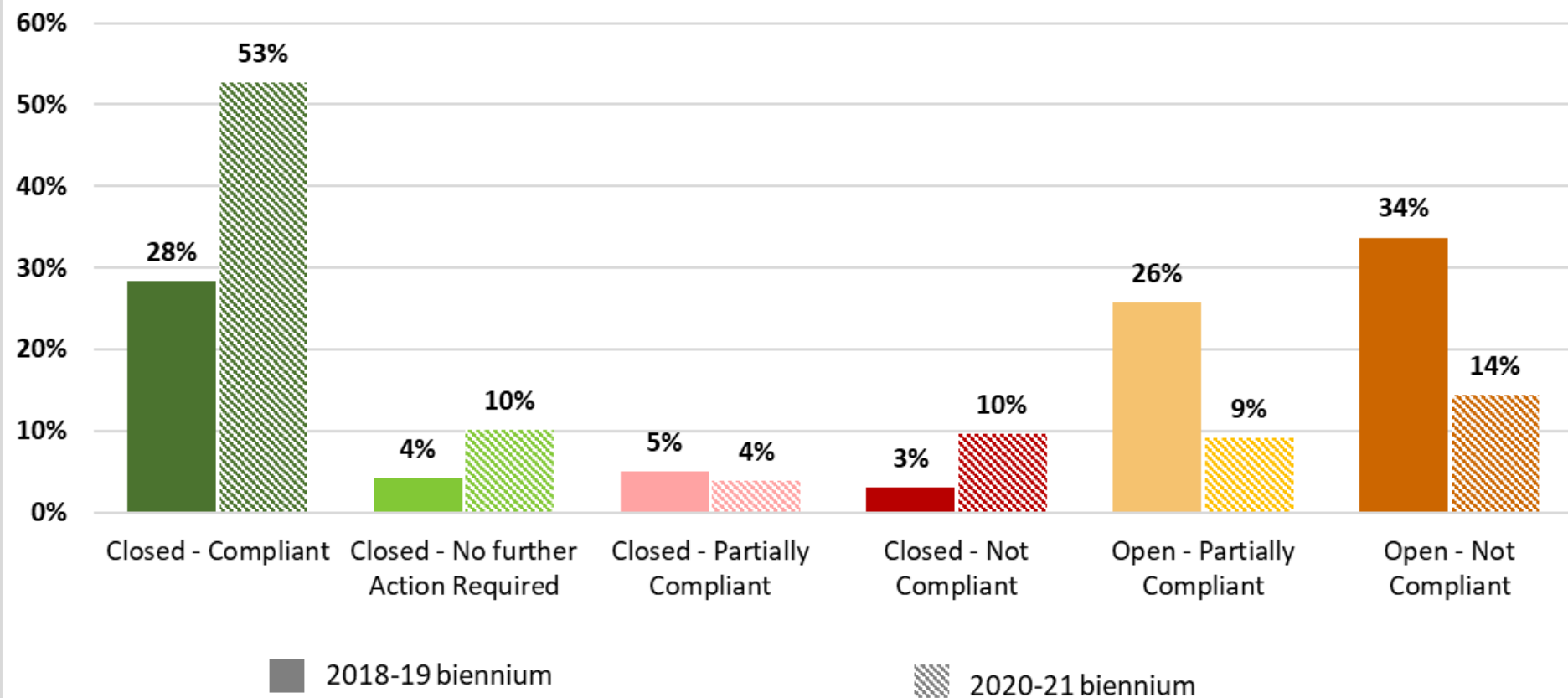


Compliance on submitting Recommendations Implementation Plans (2018-19)



Recommendation Compliance 2021 -2022

Recommendation compliance status overall 2018-19 and 2020-21 biennia



Other aspects covered

- ▶ Key findings from selected evaluations
- ▶ Performance of the Evaluation Office
- ▶ Development of new Evaluation Policy and Strategy