



PROGRAMME PERFORMANCE REPORT 2022-2023

ADVANCE UNEDITED VERSION

Contents

Foreword	2
Message from the Executive Director.....	2
1 Introduction	3
2 Tackling the three planetary environmental crises: progress on the three strategic objectives..	6
A. Climate stability.....	6
B. Living in harmony with nature	11
C. Towards a pollution-free planet.....	16
3 Tackling the three planetary environmental crises: foundational and enabling subprogramme contributions	21
A. Science policy	21
B. Environmental governance.....	23
C. Finance and economic transformations	26
D. Digital transformations	29
4 Fit for purpose	33
A. Leadership for the planet	33
B. Advancing the environment agenda at national and regional levels	35
C. Gender integration in the environmental agenda.....	37
D. Management and programme oversight	39
E. A trusted partner	41
5 A Worthwhile Investment	44
A. Budget performance	44
B. Human resources	49
Annexes	55
Annex 1: Subprogramme indicator performance	55
Annex 2: Executive Direction Management, Policymaking Organs and Programme Management and Support	60
Annex 3: United Nations Environment Assembly outcomes	64

Foreword

Message from the Executive Director



The year 2023 was one of broken records and broken promises. We saw new highs of greenhouse gas emissions, temperature records tumbling and climate impacts arriving stronger and faster. The finance to help vulnerable communities adapt to climate change isn't being delivered. At the same time, most of the Sustainable Development Goals (SDGs) are off track at the halfway point of the 2030 Agenda for Sustainable Development. There are many reasons for this, but it is clear that slow action on the three planetary environmental crises of climate change, nature and biodiversity loss, and pollution and waste is a major driving force.

This is the downside. The upside is that the global response to the three planetary environmental crises intensified. Efforts to combat pollution and waste received a shot in the arm with the agreement of the Global

Framework on Chemicals and progress on the global instrument on plastic pollution, which should be ready by 2024. Nations adopted a treaty to protect biodiversity in the ocean beyond national borders, while key guidelines to help the private sector reduce its impact on nature were released – a boost to the Kunming-Montreal Global Biodiversity Framework, the implementation of which gathered pace. Finally, the United Nations Climate Change Conference, COP28, delivered a clear call on countries to transition away from fossil fuels – alongside a framework for the Global Goal on Adaptation, operationalizing the Loss and Damage Fund proposed in 2022, and new commitments on sustainable cooling, methane reduction, tripling renewable energy targets and nature breakthroughs.

The UN Environment Programme (UNEP) played an important role in many of these processes – by providing key science and solutions on the three planetary environmental crises, convening and supporting important negotiations, hosting critical multilateral environmental agreements, working with the private and financial sectors to align funding with global processes and supporting Member States to deliver on their commitments.

Progress is being made. The great task ahead is to accelerate this progress so that it occurs at a faster pace than the intensification of the three planetary environmental crises. As the leading global authority on the environment, UNEP will work tirelessly with its partners, including Member States and stakeholders to help make this happen – through deploying digital technologies to provide forward looking and relevant science, boosting the implementation of the multilateral environmental agreements that make change possible, and backing Member States to promote climate stability, live in harmony with nature and forge a pollution-free future. This is how we will deliver on the 2030 Agenda and create the conditions for a more peaceful and prosperous world.

Inger Andersen

UN Under-Secretary-General and UNEP Executive Director

1

Introduction

At the end of the first biennium of the 2022-2025 Medium-Term Strategy, the 2022-2023 Programme Performance Report (PPR) provides an opportunity for UNEP and its stakeholders to reflect upon its successes and lessons learned and to identify what adaptive measures need to be taken or incorporated in the next Medium-Term Strategy.

The PPR reflects on UNEP's work aiming to tackle the three planetary environmental crises caused by climate change, the loss of biodiversity and nature, and pollution and waste, at the end of the first half of the transformative 2022-2025 Medium-Term Strategy (MTS). It is a companion to the UNEP Annual Reports for 2022 and 2023. In this report, UNEP's achievements during its 2022-2023 Programme of Work (PoW) are presented in greater detail as a set of integrated results. UNEP focused on three interconnected strategic objectives:

- Climate stability, where net zero greenhouse gas emissions and resilience in the face of climate change are achieved;
- Living in harmony with nature, where humanity prospers in harmony with nature; and
- Towards a pollution free planet, where pollution is prevented and controlled, and good environmental quality and improved health and well-being are ensured for all.

Seven sub-programmes contributed to the results under these three strategic objectives. They consist of three thematic sub-programmes: Climate Action, Nature Action and Chemicals and Pollution Action; two foundational sub-programmes: Science-Policy and Environmental Governance; and two enabling sub-programmes: Finance and Economic Transformations and Digital Transformations. Section Two details progress on the three strategic objectives while Section Three details the contributions of the foundational and enabling sub-programmes.

Alongside the programmatic work, the report also highlights performance on organizational effectiveness, efficiency and oversight, reflected in the Leadership, Management and Programme Support sections of the PoW.

UNEP's drive for improvement and commitment to results-based management led to more streamlined internal structures and processes, as elaborated in Section Four *Fit for Purpose*. To effectively implement the transformative 2022-2023 Programme of Work,

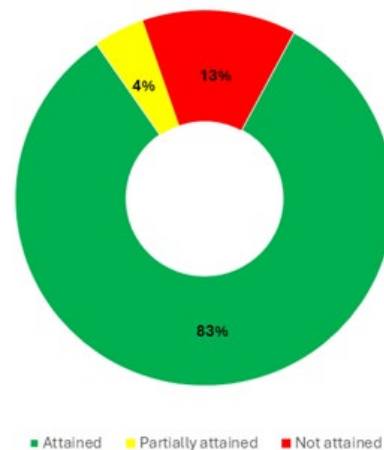
UNEP consolidated significant business transformations. For example, the organization established thematic funds and rolled out a new delivery model to enable it to support countries to respond more effectively to the three planetary environmental crises. Section Five *A Worthwhile Investment* lays out the financial and human resources behind UNEP achievements.

This report portrays a lean and nimble organisation dedicated to working with diverse partners to address the three planetary environmental crises and promote sustainable development.

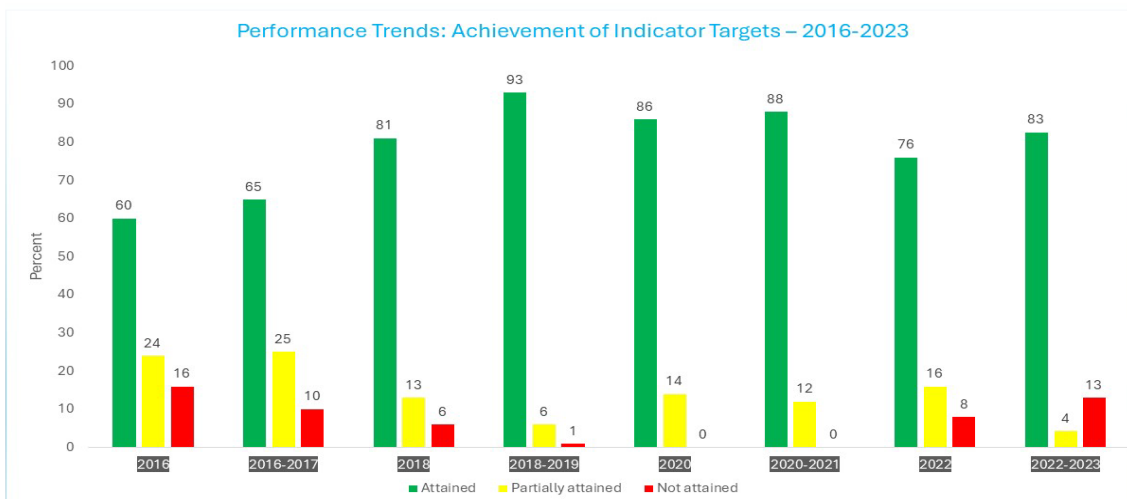
2022-2023 results at a glance

UNEP's performance is assessed against the outcomes in its PoW for 2022-2023, enabling the organisation, its Governing Bodies, and its stakeholders to recognise successes, find room for improvement, and provide guidance for future work.

2022-2023 Performance Overview
Achievement of Indicator Targets



Results were attained for 46 of the 48 quantifiable indicators, including 27 sub-programme indicators and 19 non-sub-programme indicators. Overall, at the end of 2023, 83% (38 indicators) attained their targets (down from 88% at the end of 2021), 4% (2 indicators) partially attained their targets (down from 12% at the end of 2021), and 13% (6 indicators) did not attain their targets (up from 0% at the end of 2021). Results for two indicators could not be attained as they had to be extracted from surveys whose response rates fell well below the threshold of representativeness (see Annex II).

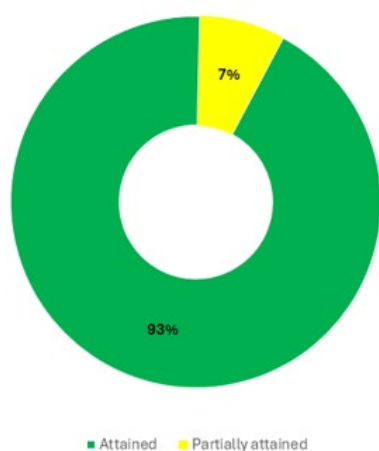


In response to audit feedback, overall performance scores for the 2022-2023 report are calculated based on the full complement of programmatic, leadership, management, and programme support indicators and not only sub-programme indicators. The 2022-2023 PPR thus marks the first instance of non-sub-programme indicators being included in the calculation of overall performance percentages. Consequently, attainments on non-sub-programme indicators cannot be compared to any prior PoW biennium.

Thematic performance

Of the 27 thematic sub-programme indicators for December 2023, 25 indicators (93%) fully attained their targets (up from 88% at the end of 2021) while two indicators (7%) partially attained their targets (down from 12% at the end of 2021).

Sub-Programme 2022-2023 Performance Overview Achievement of Indicator Targets



Five of the seven sub-programmatic areas (Climate Action, Environmental Governance, Science Policy, Finance and Economic Transformation and Digital

Transformation) fully attained all their 2023 indicator targets. Details on the 2022-2023 subprogramme indicator performance are available in Annex I.

High initial ambitions coupled with implementation challenges with some partners resulted in some targets not being attained. But those targets that were met benefitted from more effective and efficient partnerships, additional earmarked funding and increased opportunities for advocacy in addressing global environmental issues such as biodiversity in the context of the post-2020 Global Biodiversity Framework process.

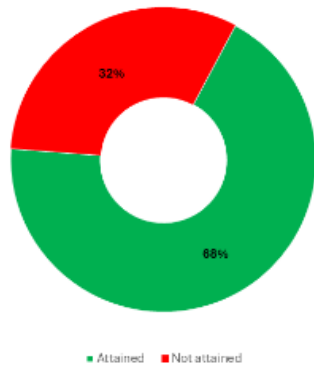
Effective leadership, oversight and programme management

The results framework for this section includes 21 indicators¹ (2022-2023 PoW) covering eight outcomes on organizational effectiveness and efficiency. They comprise four outcomes on Executive Direction and Management, two outcomes on Policymaking Organs, and four on Programme Management and Support. The indicators support targeted monitoring and reporting as UNEP delivers on its programmatic ambitions and fiduciary responsibilities.

At the end of December 2023, 68% (13 out of 19) of these indicators fully met their targets i.e. they achieved 100% or more of the indicator target. Six indicators (32%) did not attain their targets.²

The report sections on *Fit for purpose* and *A worthwhile investment*, tell the story of notable results and lessons learnt during the biennium. Areas of strength include (among others): global leadership in setting the environmental agenda through the UN Environment Assembly; increase in the number of regional issue-based coalitions that focus on environment-related themes or incorporate environmental perspectives into their work through the use of UNEP tools and support; and the

Non Sub-Programme 2022-2023 Performance Overview
Achievement of Indicator Targets



integration of gender and environmental and social safeguards in projects and project evaluation ratings. UNEP also improved its [UN-SWAP](#) (UN System Wide Action Plan on gender equality and empowerment of women) rating to 94% in 2023, up from 82% in 2021.

In terms of areas for improvement, five of the six indicators that did not achieve their targets fell within the realm of Executive Direction and Management. To attain their targets, improvements are needed in: timely closure of audit recommendations; timely implementation of accepted evaluation recommendations; the number of UNEP organizational units that have implemented the UNEP risk management framework; the number of entities reporting on mainstreaming and implementing the environmental dimensions of the 2030 agenda; the percentage of UN Country Teams (UNCTs) developing United Nations Sustainable Development Cooperation Frameworks (UNSDCFs) that include environmental goals; and the number of impact-oriented inter-agency partnerships or joint initiatives addressing integrated approaches related to climate change, nature, and pollution, as a result of UNEP support. The 2022-2023 organizational effectiveness and efficiency indicator performance is available in Annex II

2

Tackling the three planetary environmental crises: progress on the three strategic objectives

A. Climate stability

“Today’s Emissions Gap Report shows that if nothing changes, in 2030, emissions will be 22 Gigatonnes higher than the 1.5 degree-limit will allow. It shows greenhouse emissions reaching [an] all-time high – a 1.2 per cent increase on last year – when those levels should be shooting down. In short, the report shows that the emissions gap is more like an emissions canyon.”

António Guterres, Secretary-General of the United Nations during the launch of the 2023 edition of UNEP’s annual Emissions Gap Report.

i. Context

UNEP supports countries to transition to low-emission economic development pathways and enhance their adaptation and resilience to climate change. Its work focuses on three areas:

- **Climate strategies and policies:** Helping state and non-state actors achieve their Nationally Determined Contributions (NDCs) ambitions through the adoption of climate change mitigation and/or adaptation and disaster risk reduction strategies and policies.
- **Climate finance:** Supporting the accelerated alignment of private and public finance with the long-term finance goals of the Paris Agreement.
- **Science and transparency:** Supporting state and non-state actors in adopting the Enhanced Transparency Framework arrangements under the Paris Agreement.

ii. Key results

UNEP worked with national, sub-national, and private sector actors to address climate change through mitigation, adaptation, disaster risk reduction and aligning finance with the Paris Agreement’s goals. During the reporting period, UNEP supported

sustainable urban growth, climate pollutant reduction, community resilience and alignment of climate finance. Additionally, UNEP support enabled state and non-state actors to develop integrated urban planning and green space management.

Long-term vision for sustainable urban growth: UNEP as an implementing agency supported 19 institutions in nine³ countries to plan and implement policy reforms aimed at integrated urban planning approaches, reducing emissions, developing innovative climate financing instruments and improving management of green spaces to ensure sustainable urban growth. To achieve this, UNEP engaged with national governments, local officials and urban practitioners in the GEF-7 cities to plan and execute cross-cutting solutions that address multiple urban issues and enable the shift towards resilient, zero-carbon development.



People take refuge on the roofs of buildings following flooding caused by Cyclone Idai in Mozambique (World Vision)

Addressing short lived climate pollutants: UNEP supported two⁴ countries to develop and update their Short-Lived Climate Pollutant (SLCP) plans and mitigation assessments. These include integrated greenhouse gas, SLCP and pollutant emission inventories that will enable them to meet their methane and SLCP mitigation targets. UNEP achieved this through providing finance and technical

support to countries through the UNEP-hosted Climate and Clean Air Coalition.



Using a solar-powered water pump to pump groundwater for irrigation in Ethiopia (Maheder Haileselassie / IWMI)

Up-scaling community resilience with eco-DRR: UNEP supported four⁵ countries to implement community-based Eco-Disaster Risk Reduction approaches that helped them build resilience and reduce their exposure to disasters and climate risks. UNEP achieved this by providing financial support and technical advisory services to the Partners for Resilience consortium who led the implementation and demonstrated how such approaches can be scaled through development plans.

Unlocking private finance for climate action: The continued efforts of UNEP to influence private financial sector actors to take climate action resulted in the absolute value of assets under management, with low carbon mandates, increasing to a cumulative total of US\$497.35 billion in 2023. UNEP achieved this by advocating for ambitious climate action, guiding sustainable investing, fostering collaboration, promoting transparency, and advocating for supportive policies geared towards a transition to a low-carbon, sustainable and inclusive economy.



A family walking during the car free day in Kigali (Sepa Sama)

Development of methane action plans: UNEP, through the Climate and Clean Air Coalition, provided technical assistance in the development of national methane plans and roadmaps. It supported 12⁶

countries to develop and adopt their Methane Action Plans which outline existing policies and future activities to reduce methane by 2030 and beyond, and form part of their commitment to the Global Methane Pledge. Curbing methane is crucial to addressing near-term climate change, and essential alongside full decarbonization to keep the Paris goal of limiting warming to 1.5 degrees alive.

iii. Performance

Climate strategies

In 2023, global average temperatures soared to 1.45°C above pre-industrial levels, marking it as the hottest year on record. According to UNEP's [Emissions Gap Report 2023](#), fully implementing and continuing mitigation efforts of unconditional NDCs made under the 2015 Paris Agreement for 2030 would put the world on course for limiting temperature rise to 2.9°C this century. Fully implementing conditional NDCs would lower this to 2.5°C. However, given the intense climate impacts already witnessed, neither outcome is desirable, and change must come faster in the form of economy-wide, low-carbon development transformations. Additionally, countries with greater capacity and responsibility for emissions are urged to take more ambitious actions and provide financial and technical support.



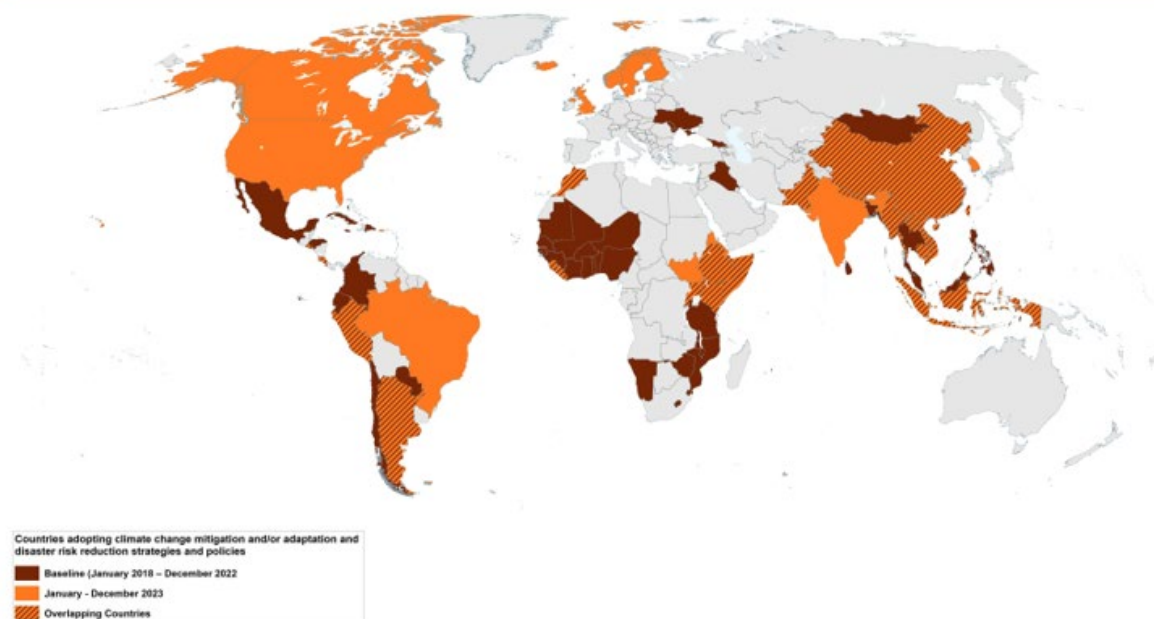
FPV Installation in Walden, Colorado (National Renewable Energy Lab)

In 2023, UNEP worked with 48 national,⁷ 24 subnational⁸ and seven private sector actors⁹ to plan climate action through the adoption of climate change mitigation and/or adaptation measures, Reducing Emissions from Deforestation, and forest Degradation (REDD) and Disaster Risk Reduction (DRR) strategies, and policies to close the adaptation and emissions gaps.

Financing climate action

Despite the increasingly evident and accelerating risks and impacts of climate change globally, the UNEP [Adaptation Gap Report 2023](#) revealed a widening adaptation finance gap, estimated at US\$194 billion to US\$366 billion per year. The current

Progress on Climate Change Response Planning



Disclaimer: The boundaries and names shown, and the designations used on this map do not imply official endorsement or acceptance by the United Nations.

international public adaptation finance flows fall significantly short, with adaptation finance needs estimated to be 10 to 18 times greater, representing a minimum of 50% increase from previous estimations. This stark reality underscores the urgent need to explore innovative approaches to deliver financial support for adaptation actions, particularly in developing countries where the impacts are most severe, and resources are limited. In 2023, UNEP worked with countries and institutions to mobilize US\$208.01 million in project funding, towards the collective goal of mobilizing US\$100 billion through 2025. Private sector institutions placed an additional US\$127.67 billion under the low-emissions mandate with UNEP support.

Science and transparency

[UNEA Resolution 2/6](#) requests UNEP to provide support for the implementation of the Paris Agreement. [Article 13](#) of the [Paris Agreement](#) established an Enhanced Transparency Framework (ETF) for action and support to guide countries on reporting their greenhouse gas (GHG) emissions, progress towards their NDCs, climate change impacts and adaptation, support provided and mobilized, and support needed and received. Capitalizing on its role as a data-driven authority, UNEP with funding from the Global Environmental Facility (GEF) is supporting national institutions in tracking and reporting on climate actions, including through the development of GHG inventories; mapping progress towards their NDCs and adaptation actions; and tracking financial support

provided and mobilized. In 2023, with UNEP support, 18 countries¹⁰ and 22 institutional actors¹¹ submitted 46 reports to the UNFCCC thereby fulfilling their reporting obligations under the enhanced transparency arrangements of the Paris Agreement.

iv. Challenges, opportunities, lessons learned and changes made

Establish dedicated climate data management units

To further efforts to enhance climate transparency in countries, and to address high staff turnover, governments should establish dedicated units on climate data management focused on generating, processing, consolidating and validating data and reporting for international climate transparency. Such a system should streamline the retrieval and use of climate data for national development planning and international reporting purposes and facilitate external verification processes. Continuous training and capacity-building efforts for sectoral experts and private sector partners in climate data reporting and management are also crucial. Furthermore, regional peer-to-peer exchange and knowledge-sharing experiences have proven beneficial for country teams to learn and exchange crucial insights. UNEP is actively supporting around 100 countries in the establishment of these systems through initiatives such as the Capacity-building Initiative for Transparency – Global Support Programme ([CBIT-GSP](#)).

Developing a cutting-edge early warning system in East Timor

Timor-Leste has a rich ecosystem of marine biodiversity with numerous coral reefs and mangroves. But this island nation in South-East Asia is also one of the most vulnerable to extreme weather and slow-onset climatic events, like sea level rise. In 2021 flash flood killed more than 30 people and destroyed more than 4,000 homes. These were the worst floods in over 50 years and highlighted how unprepared Timor-Leste is for the climate crisis.

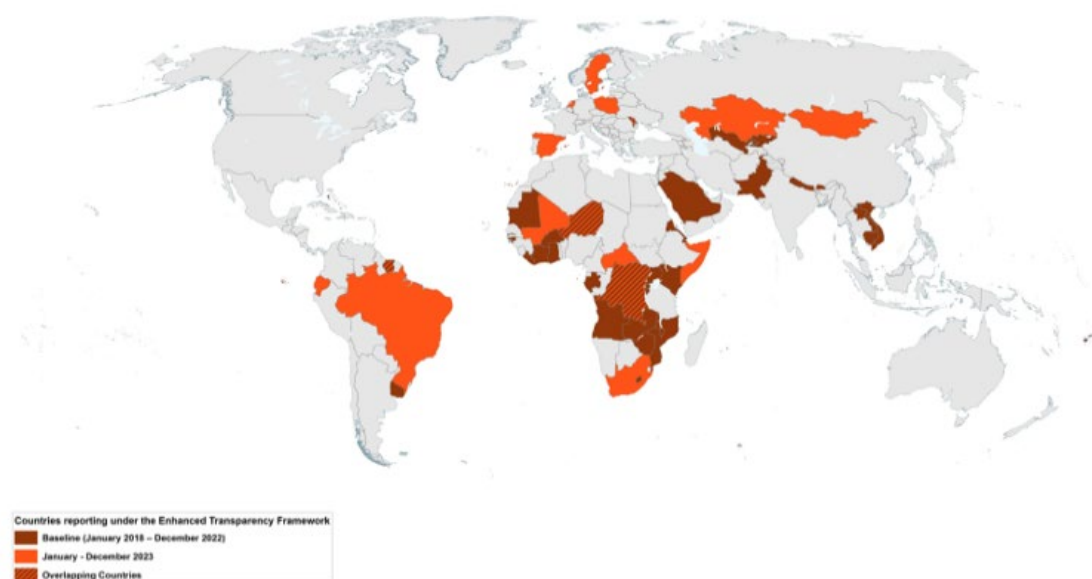
But that is changing. UNEP is helping the country build a cutting-edge early warning system for a range of climate-related disasters. Financed by the Green Climate Fund, it is expected to be operational around 2026. It will include radars and underwater sensors that will help government meteorologists better forecast extreme weather and issue alerts to Timor-Leste's 1.3 million people. The project is much needed as climate change is expected to bring more floods, heatwaves, droughts and storms to Timor-Leste, while raising sea levels.

UNEP work on Timor-Leste's system began in 2022. UNEP is helping the country to build an end-to-end early warning system that will raise the alarm about multiple hazards, including floods, heatwaves, cyclones, and storm surges. The system will include a new national forecasting centre and improved observation equipment, such as automatic weather stations, Doppler radars and ocean sensors. Local monitoring equipment, megaphones and signboards will warn residents of impending disasters while the alert will also be sounded on radio and through both text messages and social media. The project is expected to directly benefit 80% of Timorese.

Meanwhile, in the capital, Dili, a trial low-cost weather station has been installed at Timor-Leste's National Directorate for Meteorology and Geophysics with the support of the International Centre for Theoretical Physics. More low-cost stations are planned to be installed in remote locations across the country. At the same time, the Systematic Observations Financing Facility, a UN multi-partner trust fund, has approved Timor-Leste in its first batch of programming countries. A foundational element in the Early Warnings for All initiative, the facility will provide long-term technical and financial assistance to sustain basic weather and climate observations in Timor-Leste. It will fill critical weather and climate data gaps that affect the quality of forecasts everywhere.

It is estimated that early warning systems can provide a 10-fold return on investment. Beyond the economic benefits, early warning systems can reap dividends for planetary health. Improved observations and hazard mapping help identify ecosystem vulnerabilities to inform environmental policy and the creation or restoration of protected areas. Early warnings translated into early action can minimize ecosystem damage through rapid identification of environmental hazards. This can prompt preventative measures to safeguard natural resources.

Progress on the Enhanced Transparency Framework arrangements of the Paris Agreement



Disclaimer: The boundaries and names shown, and the designations used on this map do not imply official endorsement or acceptance by the United Nations.

Timely completion and endorsement of NDCs

With the next cycle of NDC documents due 9 to 12 months before UNFCCC CoP30 in Brazil in 2025, many countries are updating their NDCs. The integration and mainstreaming of national transparency report and global stocktake findings in the next NDCs hinge upon strong political leadership and commitment. In light of the crucial role that national political goodwill plays in the timely completion and endorsement of NDCs for submission to the UNFCCC, leaders should ensure that updated NDCs align with the Paris Agreement goals, set technically feasible sectoral adaptation and mitigation targets, and function as investment blueprints. UNEP, as part of the wider United Nations family, will support countries with updating NDCs during 2024-25.

B. Living in harmony with nature

“The intergovernmental consultations convened by UNEP have bolstered the international conversation on nature-based solutions (NbS). They have amongst other things highlighted the strong, global interest in the concept and the appetite of the international community to learn more about how best—through NbS—we can work with nature at different scales to address multiple societal challenges simultaneously in a way that benefits both nature and people.”

Rakib Miah, International Strategic Engagement and Multilaterals | International Biodiversity & Climate Directorate | UK Department for Environment, Food and Rural Affairs on UNEP negotiations and cross-cutting international policy.

i. Context

UNEP’s work on achieving the *Living in harmony with nature* strategic objective focuses on assisting countries to:

- **Adapt integrated approaches** to address environmental and social issues and/or tools for valuing, monitoring and sustainably managing biodiversity.
- **Mainstream biodiversity and ecosystem services** into financial, public- and private sector financial decisions and risk management frameworks and to increase financial flows towards ecosystem management.
- **Mainstream sustainable management** of biodiversity and ecosystem-based approaches into development and sectoral plans, policies and processes for sustainable management and/or restoration of terrestrial, freshwater and marine areas.
- **Enhance** nature conservation and restoration.

ii. Key results

Global Biodiversity Framework (GBF) early action support: UNEP provided policy guidance and technical support to 69¹² countries worldwide to align national biodiversity strategies and action plans, biodiversity targets, monitoring systems, policy and institutional frameworks, and biodiversity finance with the GBF. This is a critical step towards the successful delivery of the GBF.

Best practices for reversing ecosystems degradation: In 2023 UNEP jointly with the FAO as co-leads of the [UN Decade on Ecosystems Restoration](#) nominated seven initiatives from Africa¹³, Latin America¹⁴, the Mediterranean¹⁵, and South Asia¹⁶ as [UN World Restoration Flagships](#). The seven new flagships are expected to restore nearly 40 million hectares and create around 500,000 jobs.

Finance for nature

- UNEP launched its third edition of the [State of Finance for Nature Report: The Big Nature Turnaround Repurposing \\$7 trillion to combat nature loss](#). For the first time, this edition estimates the scale of nature-negative finance flows from both public and private sector sources globally.
- UNEP Finance Initiative (UNEP-FI) as co-founder of the [Taskforce on Nature-related Financial Disclosures](#) launched the TNFD framework, which sets out a detailed – but voluntary – process to help private sector and financial organizations review and report on nature-related risks and opportunities and integrate findings into business and financial planning.
- UNEP-FI published a [high-level financial sector roadmap](#) for aligning financial flows with the GBF with the objective to support and enable all interested actors within the financial landscape to build action on nature in line with the [GBF’s 23 targets for action by 2030](#). It proposed recommendations for all actors within the financial landscape – finance ministries, financial supervisory entities, public development banks, private financial institutions, investors – on integrating the GBF within their policies and decision-making processes and proposes key actions that each actor can take to support GBF implementation.



Surveying diseased coral in St. Croix, Virgin Islands. (John Melendez/The Nature Conservancy)

iii. Performance

Adapt integrated approaches to address environmental and social issues and/or tools for valuing, monitoring and sustainably managing biodiversity

In 2022-2023 UNEP supported 56¹⁷ national and subnational entities that adopted or adapted economic, regulatory or decision-support tools for valuing, monitoring and sustainably managing biodiversity. Notably, UNEP as a member of the [Quadripartite Collaboration on One Health](#) contributed to the development of a [Guide to](#)

[implementing the One Health Joint Plan of Action at national level](#) to support countries to strengthen their One Health actions. UNEP also supported the development of a Quadripartite [shared vision](#) for the transformations required to prevent and mitigate the impact of current and future health challenges at global, regional and country levels to be considered for inclusion in United Nations Sustainable Development Cooperation Frameworks ([UNSCDFs](#)).

Mainstream biodiversity and ecosystem services into financial, public- and private sector financial decisions and risk management frameworks and increase financial flows towards ecosystem management.

In 2022-2023 UNEP worked with countries and institutions to mobilize US\$141.6 million in support of sustainable ecosystem management and/or restoration. UNEP-FI supported 272¹⁸ financial institutions globally to make commitments to protect and restore biodiversity through their finance activities and investments. Supported by UNEP-FI, [170 financial institutions](#) have signed the Finance for Biodiversity Pledge and have already committed to collaborating, engaging, assessing their own biodiversity impact, setting targets, and reporting on biodiversity matters.



Thanh is one of thousands of Vietnamese tea producers who have embraced sustainable farming with UNEP and GEF support (*UNEP/Lisa Murray*)

Mainstream sustainable management of biodiversity and ecosystem-based approaches into development and sectoral plans, policies and processes for sustainable management and/or restoration of terrestrial, freshwater and marine areas

In 2022- 2023 UNEP supported 120¹⁹ countries and 84²⁰ national, regional and subnational authorities and entities to incorporate, biodiversity and ecosystem-based approaches into development and sectoral plans, policies and processes for the sustainable management and/or restoration of terrestrial, freshwater and marine areas.

Enhancing Indonesia's capacity on sustainable, resilient, and inclusive use of ocean resources

A healthy ocean is key for a sustainable future both for people and the planet. The sustainable use of ocean resources for economic growth, improved livelihoods and jobs, while preserving the health of ocean ecosystems brings social and environmental benefits.

In this context, UNEP launched a [Sustainable Blue Economy Initiative](#) aiming to facilitate sustainable ocean-based economies. UNEP developed an operational Blue Economy Transition Framework (BETF) for blue economy policymaking and implementation, supporting countries to develop and implement transition pathways towards sustainable, resilient, and equitable blue economies.

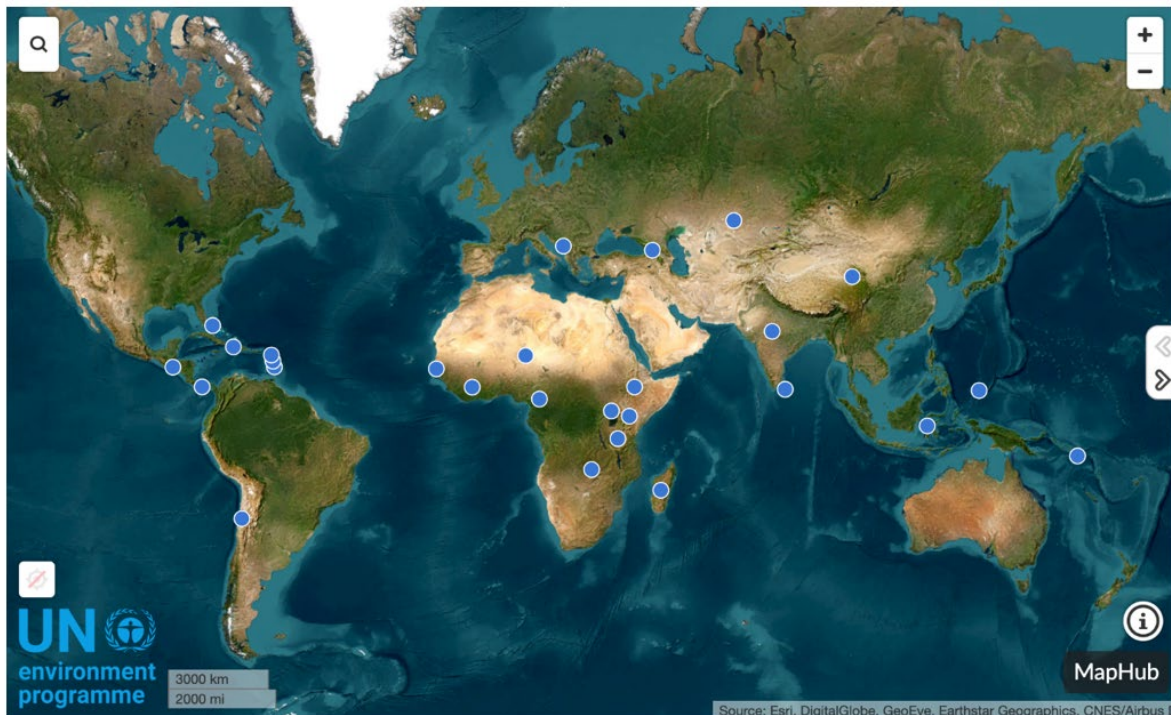
Through the [National Blue Agenda Actions Partnership \(NBAAP\)](#), a framework to coordinate and streamline efforts across government ministries, UN agencies and other development partners on the oceans agenda, UNEP actively engaged with the Government of Indonesia on the blue agenda and provided technical support in the development the [National Blue Economy Roadmap 2023-2045](#) - a blueprint for ocean-based development and priorities, launched at the [ASEAN Blue Economy Forum](#) in July 2023.

Specific technical contributions of UNEP included the analysis of gaps, pathways and enabling factors to accelerate blue economy transition and to combat marine pollution, with a focus on both land-based and sea-based sources, monitoring and enabling conditions, technical support for the pilot testing of the operational transition framework, and support for inter-ministerial training and cross-sectoral coordination for the development of a Roadmap for national Master Plans on Ocean Economy. The development process included multi-stakeholder participatory workshops and webinars for national and regional knowledge-sharing and learning.

The Roadmap reinforces Indonesia's commitment to SDG 14 (Life below water) - the most underfunded goal globally - and sets out a path towards the long-term sustainability of ocean development across the country.

Thanks to the support of UNEP and partners, Indonesia also successfully played a leadership role at the ASEAN level in operationalizing the [ASEAN Leaders' Declaration on Blue Economy](#), through the development of the [ASEAN Blue Economy Framework](#). The efforts of Indonesia in advancing on the blue agenda and its leadership at the ASEAN level on Blue Economy issues were showcased at the UN General Assembly in September 2023 under the High Impact [Initiative](#) on Nature Driving Economic Transformation: Leveraging the Power of Biodiversity and Nature to Drive Equitable Economic Progress.

Locations of ecosystems under improved management as a result of UNEP support*



Disclaimer: The boundaries and names shown, and the designations used on this map do not imply official endorsement or acceptance by the United Nations.

*Click [here](#) for details on countries, ecosystem types and hectares under improved management

Enhance nature conservation and restoration

With support from the GEF, UNEP led 41 projects in 27²¹ countries to protect and revive a range of landscapes and seascapes. In 2023, such work supported the sustainable management of 2,727,847 hectares of ecosystems. This includes 577,625 hectares managed under sustainable agriculture practices, the creation of 313,120 hectares of protected areas, the conservation or restoration of 774,376 hectares of forests and the sustainable management of 746,022 hectares of marine and coastal ecosystems, 316,644 hectares of wetlands and 60 hectares of peatlands.

iv. Challenges, opportunities, lessons learned and changes made

Implementation of Kunming-Montreal Global Biodiversity Framework

Achieving the four Goals and 23 action-oriented targets of the KM-GBF requires urgent action at scale to support countries working through a whole-of-government and whole-of-society approach. The full alignment of the strategic objective on Nature with the GBF's goals and targets provides an opportunity to support countries on its implementation.

Despite the high degree of commitment to KM-GBF implementation, transformative action worldwide lags behind actual needs and commitments. A major

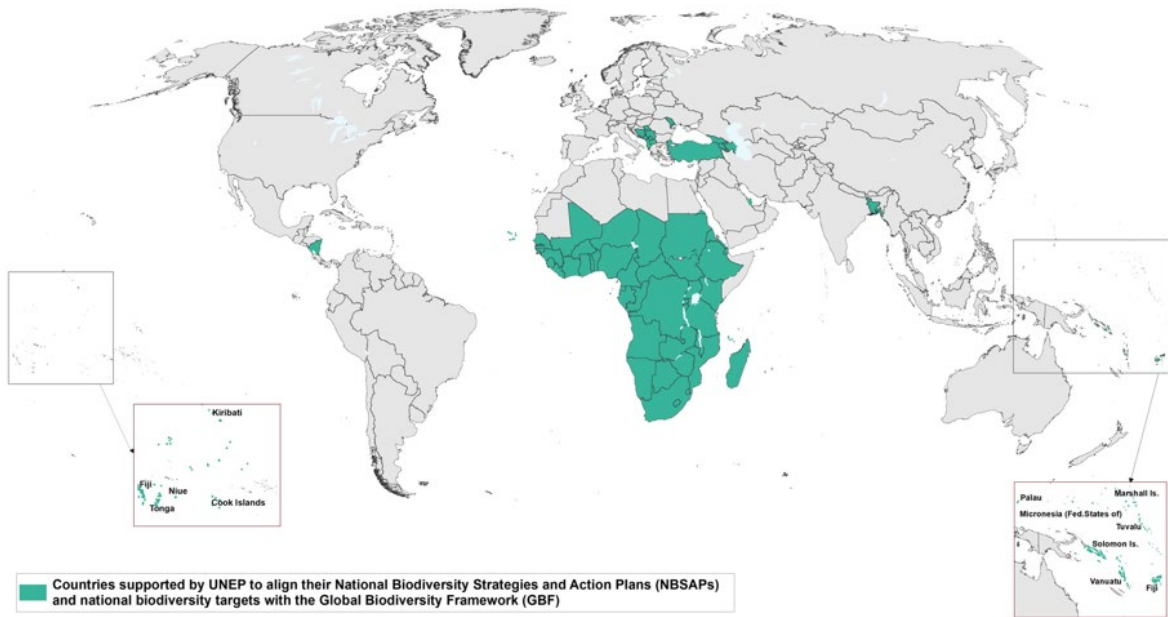
shortcoming is insufficient political support for whole-of-government and whole-of-society approaches to national biodiversity planning; inadequate cross-sectoral policy frameworks and insufficiently developed institutional arrangements to enable KM-GBF delivery.



With support from UNEP and the GEF, Ecuadorian cattle ranchers have boosted productivity while restoring landscapes by embracing Sustainable Land Management (UNEP/ Lisa Murray)

Other shortcomings include ineffective institutional and stakeholder consultations for integrated biodiversity policy, planning, implementation, monitoring, and evaluation at the country level. There is also inadequate support for information-sharing and transparency in national biodiversity planning and governance. Effective and timely preparation at the national level is crucial for the successful implementation of the Framework.

Progress on support to countries to align NBSAPs and National Biodiversity Targets with the GBF



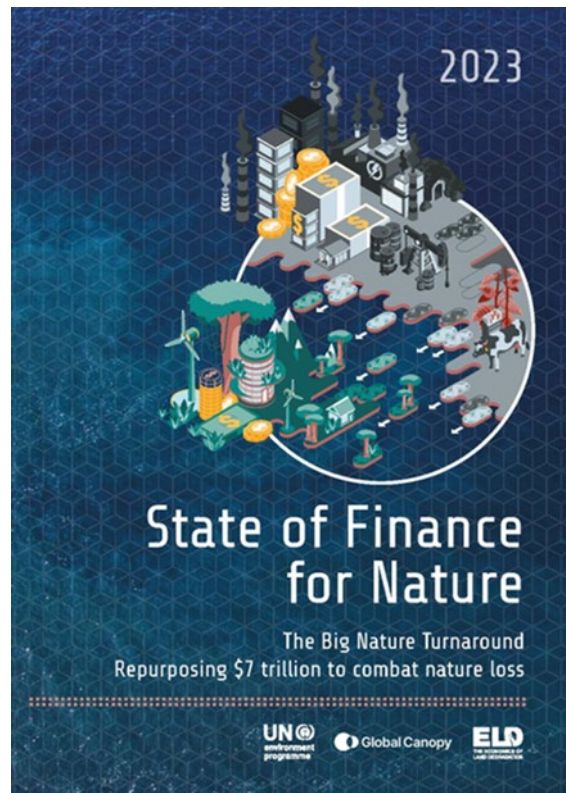
Disclaimer: The boundaries and names shown, and the designations used on this map do not imply official endorsement or acceptance by the United Nations.

The new GBF provides an opportunity for UNEP to take a leadership role and develop strategic alliances with partners and the broader UN system to support countries in the implementation of the GBF and in delivering on the commitments made.

Technical, financial and political support made available globally for national action enables delivery, monitoring and reporting on the KM-GBF. Operationalizing the National Biodiversity Strategies and Action Plans (NBSAP) Accelerator Partnership administered by UNEP, UNDP and CBD Secretariat provides catalytic, technical and financial support to address challenges that countries face in delivery on the KM-GBF.

Engagement with UN Country Teams

Engagement with the UN system at the regional and country levels has allowed UNEP to increase its visibility and the impact of the delivery of its strategic objective on Nature in the regions. Working with UN Resident Coordinators and UN Country Teams, UNEP has been able to participate in national development dialogues as well as to mobilize and leverage funds. However, further strengthening of the engagement with UNEP regional offices for strategic guidance and programmatic direction based on specific countries needs is critical to amplifying UNEP’s voice and visibility at the country level.



Global peatlands assessment: the state of the world's peatlands

The [Global Peatlands Assessment](#) (GPA) is the most comprehensive assessment of peatlands to date. It has been developed by the UNEP-led [Global Peatlands Initiative](#) and supported by a group of 226 peatland experts from all regions of the globe to establish the state of the world's peatlands.

Peatlands are unique and rare ecosystems that, despite only covering around 3-4 per cent of the planet's land surface, contain up to one-third of the world's soil carbon, which is twice the amount of carbon found in the world's forests. Keeping this carbon locked away is critical to achieving global climate goals. However, about 12 per cent of current peatlands have been drained and degraded, contributing to four per cent of annual global human-induced emissions.

The GPA aims to provide a better understanding of what peatlands are, where they are found, what condition they are in and how actions can be taken to protect, restore and sustainably manage them. It also provides a valuable baseline for improvement against future assessments and paves the way for the development of a comprehensive global peatland inventory, as called for in UNEA [Resolution 4/16](#). It includes the [Global Peatland Map](#), Regional Peatland Extent Maps, and other Hotspot Maps to highlight threats and opportunities for peatland management. The [Global Peatlands Map 2.0](#) provides the locations and displays the diversity of peatlands worldwide, including estimations of the greenhouse gas emissions of degraded peatlands, the global human impact on peatlands, peatlands within protected areas, biodiversity hotspots, peat fires, permafrost and mountain peatlands, among many others.

A major focus of this assessment was on how better peatland management can be deployed as a nature-based solution to halt biodiversity loss, support climate change adaptation and resilience, mitigate further climate change and support communities to improve the sustainability of their livelihoods living in these landscapes. It has been written to guide countries and decision-makers to advance sustainable peatland management by improving mapping, monitoring, and reporting efforts and to encourage urgent action to integrate peatlands into national climate strategies.

C. Towards a pollution-free planet

“A One Health approach makes public health sense, economic sense and common sense.”

Dr Tedros Adhanom Ghebreyesus, WHO Director-General, on [One Health Day, 3 November 2023](#).

i. Context

With millions of lives cut short by air, soil, water and other forms of pollution, UNEP’s work on “Towards a pollution-free planet” is more urgent than ever. It focuses on preventing and controlling pollution, ensuring good environmental quality and improved health and well-being for all through developing responses and deploying solutions for the following three outcomes:

- **Optimization of human health and environmental outcomes** through enhanced capacity and leadership in the sound management of chemicals and waste.
- **Improved waste management**, including through circular processes, safe recovery of secondary raw materials and progressive reduction of open burning and dump sites.
- **Reduced releases of pollutants to air, water, soil, and the ocean.** Chemicals and Pollution Action prevents pollution, improving health and human well-being while safeguarding ecosystems and increasing their resilience to shocks.

ii. Key results

Renewed commitment to beat chemicals pollution: In October 2023, the UNEP organized Fifth International Conference on Chemicals Management (ICCM5) adopted the [Global Framework on Chemicals](#) (see *impact story on Framework*) which provides a vision for a planet free of harm from chemicals and waste – where industry and private sector are strategic actors to foster innovation, move towards sustainable business models and drive change. This is a landmark decision that will change the operating system for how societies deal with and manage chemicals across all key sectors of the economy. Germany, the host of ICCM5, donated over US\$20 million to kick start the resource base to implement the new Framework.

UNEP also organized the [second session](#) of the *ad hoc open-ended working group on a Science-Policy Panel* to contribute to the sound management of chemicals and waste and to prevent pollution. The panel aims to become “*the IPCC for pollution*” that will support evidence-based decision-making towards a pollution-free planet.

Championing zero pollution with circularity: Through the UNEP-convened [Intergovernmental Negotiating Committee on Plastic Pollution](#), countries have begun

tabling actions across the full life cycle of plastics to end plastics pollution. The growth in circular economy approaches to prevent and reduce pollution was visible on plastics, textiles and electronics. Progress is underway to produce a legally binding instrument to address plastics pollution, following the historic decision at UNEA 5 requesting UNEP to convene these negotiations. Also following from UNEA 5, the UNEP-convened [Global Inter-governmental Meeting on Minerals and Metals](#) garnered attention from battery manufacturers vis-a-vis responsible minerals sourcing and minerals recycling from e-waste (see *impact story on e-waste*).

UNEP further co-facilitated the first annual [International Day of Zero Waste](#) (30 March 2023) where the UN Secretary General announced the establishment of an [Advisory Board of Eminent Persons on Zero Waste](#) to share success stories of national and local zero-waste initiatives and disseminate best practices.

Putting health first: The 67th World Health Assembly adopted (30 May 2023) a [resolution](#) on the impact of chemicals, waste and pollution on human health, giving the Quadripartite Organizations including UNEP increased mandate to fight pollution that affects human health. The Quadripartite further launched the [Working Group on Youth Engagement for Antimicrobial Resistance \(AMR\)](#).

Eliminating pollutants: UNEP, with GEF, eliminated nearly 2,800 metric tons of pollutants from the environment, including 34 metric tons of polybrominated diphenyl ethers (PBDE) and mercury in Nigeria, 50 metric tons of mercury in Mexico, 219 metric tons of polychlorinated biphenyls (PCBs) in Cameroon, and 1,250 metric tons of the pesticide, dichlorodiphenyltrichloroethane (DDT) in India.

UN common approach towards a pollution-free planet: The UNEP-Chaired Senior Officials Meeting of the UN Environment Management Group (EMG) endorsed the [UN Common Approach to Transitioning Towards a Pollution-Free Planet](#) and decided to create an Issue Management Group (IMG) on Pollution. The Approach responds to the Secretary General’s request to the UN as whole to work towards a pollution-free planet. With its 11 Objectives and 30 Outcomes, the Approach will guide UN entities in their respective programmes and inform the design and delivery of assistance strategies to Member States.

Together for clean air: The UNEP-convened Climate and Clean Air Coalition (CCAC) released the Integrated Air Quality and Climate Assessment for Sustainable Development in Africa [report](#), providing the case for action on 37 measures in five key sectors – transport, residential, energy, aquaculture, and waste – in line with the climate change and clean air objectives as well as achieving the Agenda 2063 –

Global framework on chemicals – for a planet free of harm from chemicals and waste

With eight strategic objectives and 28 targets, the Global Framework on Chemicals adopted by the Fifth session of the International Conference on Chemicals Management (30 September, Bonn, Germany) will guide countries and stakeholders to collaboratively address the life cycle of chemicals, including products and waste. To implement the Framework, ICCM5 also established a Global Framework on Chemicals Fund, to be administered by UNEP. The Fund welcomes all financial and non-financial contributions from the private sectors, including and beyond the chemical industry. It also encourages the Global Environment Facility to provide a greater focus on chemicals and waste as part of its ninth replenishment.

The adoption of the Framework has brought the spotlight upon chemicals and pollution, its relationships to human health and impact on the environment. The Framework will contribute significantly not only to the 2030 Sustainable Development Agenda but also to the Paris Agreement, the Kunming-Montreal Global Biodiversity Framework, and the global treaty on plastic pollution under negotiation.

The Africa we Want. UNEP also supported the Clean Air Plans of Cambodia, Pakistan and Thailand.

Building back better, UNEP's way: UNEP is helping countries to turn the problem of [debris waste](#) generated in the wake of disasters and conflicts into a chance to build back better. UNEP's debris assessment report in Azerbaijan catalyzed a joint venture of private sector and local authorities to process 100,000 metric tons of debris into recycled aggregates. UNEP co-implemented debris processing in destroyed settlements in [Iraq](#), which recovered, removed and disposed nearly 60,000 metric tons of debris, recycled over 13,500 metric tons of debris, and employed 390 vulnerable individuals in cash-for-work schemes. In Syria, UNEP's work on preliminary debris assessments and modelling following the 2023 earthquake informed UN partners to plan and develop suitable debris management initiatives.



Handover of Mosul Recovery Debris Recycling Centre, Iraq (UNEP)

iii. Performance

Amplifying legislations and regulations for chemicals, pollution and health

From 2022 to 2023, UNEP supported 90 national and subnational governments in developing and implementing policies, strategies, legislative or action

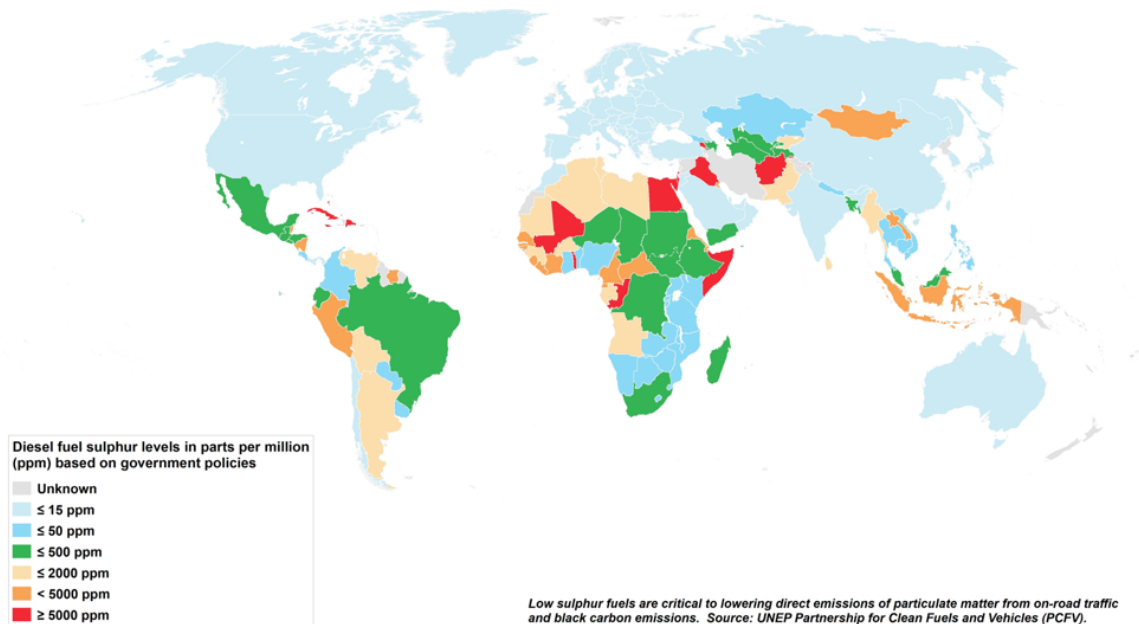
plans to advance the sound management of chemicals and waste, including through the implementation of related MEAs.²² Ten governments²³ ratified the Minamata Convention on Mercury, yielding a total number of 148 [Parties](#) to the Convention. Additionally, 16 governments²⁴ completed their Minamata Initial Assessment and/or National Action Plan on Artisanal and Small-scale Gold Mining. Six governments²⁵ also updated their National Action and Implementation Plan under the Stockholm Convention.



UNEP ED Inger Andersen and INC Delegation visit to Mr. Green AFRICA recycling plant in Kenya (UNEP/Ahmed Nayim Yussuf)

The [Special Programme](#) (Chemicals and Waste Management) provided financial and technical guidance to 20²⁶ national governments in developing and enforcing chemicals and waste policies, including the National Hazardous Waste Management Policy in Vanuatu, Kyrgyzstan [Law 181](#) of 2023 on Production and Consumption of Waste, and the National Implementation Plan for Cost Recovery of Chemicals and Waste Management in Nigeria.

Through the UNEP-led Secretariat of Latin America and the Caribbean Intergovernmental Network on Chemicals and Waste, Ecuador and El Salvador developed their national strategy for the implementation of a globally harmonized system of



Disclaimer: The boundaries and names shown, and the designations used on this map do not imply official endorsement or acceptance by the United Nations.

classification and labelling of chemicals (GHS). The Economic Community of West African States (ECOWAS) adopted – for compliance by Member States by end of 2023 - the lead in paint standards with the 90 parts per million total lead content limit - an internationally recognized limit for paints, varnishes and coating materials.

Accelerating sound waste management

From 2022 to 2023, UNEP supported 15²⁷ national and subnational governments to develop and/or implement policies and mechanisms to prevent and/or reduce waste and ensure environmentally sound waste treatment or disposal, including in the context of disaster and conflict-related environmental emergencies. For example, UNEP provided technical guidance to the development of a regulation on integrated management of e-waste in the [Dominican Republic](#), implementation of the Extended Producer Responsibility (EPR) Programme for the electrical/electronic sector in line with circular economy in [Nigeria](#), and amendment of a sub-national law on waste management and circular economy in Mexico.

Intensifying solutions to pollution

With UNEP support, stakeholders successfully completed 53 initiatives to reduce pollution in air, water, soil and ocean. The [Partnership for Clean Air Fuels and Vehicles](#) (PCFV) to lower sulphur levels in fuel by implementing fuel import standards and/or improving refinery technology achieved substantial progress in Africa, Asia, Eastern Europe and Latin America (see *global diesel fuel sulphur levels map*). Further, UNEP [worked](#) with the secretariat and

member states of the Southern Africa Development Community to develop harmonized low sulphur fuel standards and used vehicle regulations.

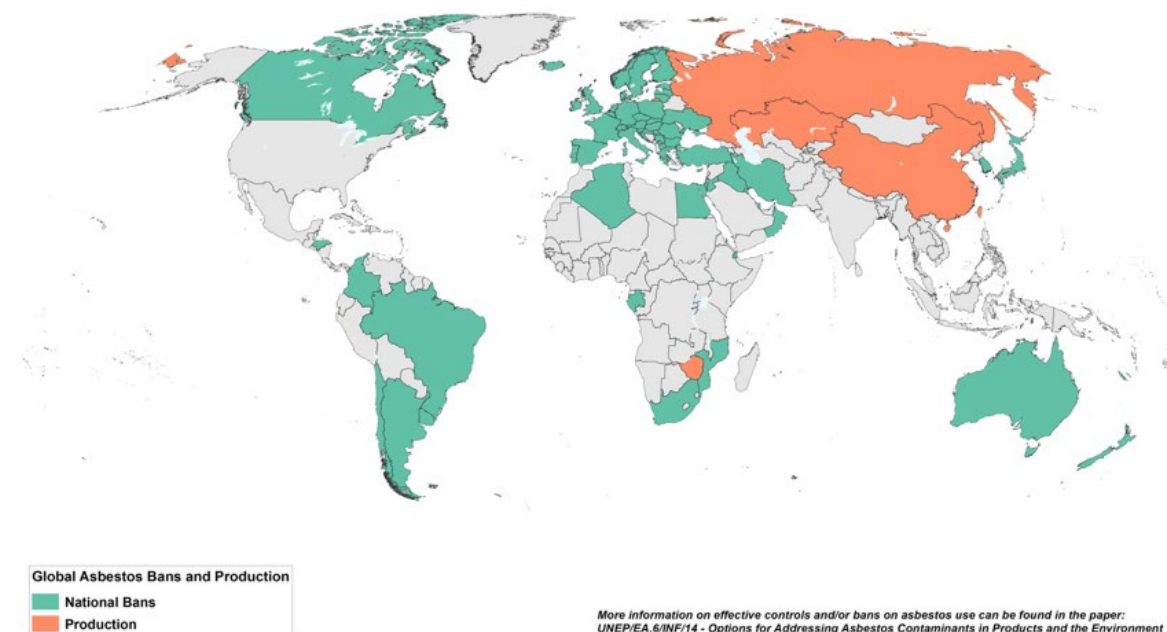
Uganda developed its national strategy to improve the life cycle and waste management of plastics, while Guatemala, Mexico and Seychelles prepared their national source inventory of marine litter. The Sustainable India Trust and UNEP collaborated in a [study](#) on nutrient management in wastewater in New Delhi with technology and policy recommendations to improve the quality of treated effluent and to prevent eutrophication.

Pollution action became more prominently featured in the UN development assistance planning in the new UN Sustainable Development Cooperation Frameworks (UNSDCFs) for [Botswana](#), [Cambodia](#), [Mozambique](#), and [Tanzania](#), though overall, pollution receives significantly less coverage in UNSDCFs relative to climate and nature.

iv. Challenges, opportunities, lessons learned and changes made

Adverse impacts of pollution include:

- [6.7 million deaths](#) per year due to air pollution, with less than 20 per cent of the global population breathing fresh air.
- In 2019, [1.27 million deaths](#) were directly attributed to drug-resistant infections globally. By 2050, up to 10 million deaths could occur annually.



Disclaimer: The boundaries and names shown, and the designations used on this map do not imply official endorsement or acceptance by the United Nations.

- [One million direct deaths](#) per year attributable to lead (Pb) poisoning.
- [90 per cent](#) of pollution-related deaths occur in low and middle-income countries.
- The cost of air pollution in 2019 exceeded six per cent of global GDP ([US\\$8.1 trillion](#)) (World Bank).
- Chemicals and plastics related pollution litigation costs in the US exceeded [US\\$20 billion](#) per year.
- In 2023, world mine production of asbestos was [estimated](#) to be approximately 1.3 million metric tons.

Despite these alarming findings, UNEP’s own review of UN Sustainable Development Cooperation Frameworks revealed that only nine per cent address pollution among chosen outcomes (compared to 87 per cent for climate and 38 per cent for nature).

Greater awareness of the nexus of pollution, health, social well-being, and the economy is key to shifting practices and behaviours. Existing efforts in sustainable consumption and production remain largely downstream in the value chains of commodities and services. Co-benefits and trade-offs are overlooked or intentionally ignored in decision-making. Enforcement and penalties remain weak, even when good policy instruments are in place. Simply put, polluters are not paying the full cost of unsustainable production and consumption. Those

who are the most vulnerable - women, children, informal workers, migrants, disabled and/or neglected – pay the highest price.

There are tools and schemes for upstream action, including circular product design, Sustainable Public Procurement, Extended Producer Responsibility, industry/sector standards that integrate climate nature and chemical/pollution considerations. Solution-oriented knowledge management needs strengthening. Changing the trajectory of consumption and production requires firmer commitments from leaders in the public and the private sector, as well as individuals in leadership roles, for a pollution-free planet.

Reflecting on the above, UNEP has strengthened delivery of the Medium Term Strategy through its thematic programmes on Pollution and Health, Towards Zero Waste, and Circularity in Sectors, with advocacy and outreach targeting leaders and consumers ([Beat Pollution](#)). In the coming years, increased attention will be given to:

- Accelerated promotion of circularity to harvest measurable and concrete shifts in standard business, sector and/or industry practices (e.g. waste reduction across the value chains).
- Mainstreaming a pollution-free planet into the development agenda, while ensuring that the human rights-based approach and gender mainstreaming are part of UNEP’s programmes

Tracking e-waste

The Western Balkan countries have experienced a 67 per cent increase in e-waste generation since 2010, reaching 0.15 metric tonnes in 2021, with a collection rate of only 27 per cent, despite the existence of legislation and Extended Producer Responsibility (EPR) schemes. The UNEP co-developed report [Regional E-waste Monitor for the Western Balkans](#) (December 2023) sounded an alarm about the foreseen e-waste crisis and has informed a series of UNEP-convened policy discussions bringing together representatives from UN Resident Coordination Offices, UN Country Team members and government agencies from the Western Balkans region to discuss priorities for action on pollution.

Similarly, UNEP worked together with UNITAR and supported institutional outreach and stakeholder engagement in the development of National E-Waste Monitor Reports for four Central Asian countries: Kazakhstan, Kyrgyzstan, Tajikistan, and Uzbekistan. The [National E-Waste Monitor - Kazakhstan](#) has informed the preparation of a new GEF-8 project proposal "Promoting circularity and resource efficiency in the electronic value chain in Kazakhstan". The [National E-Waste Monitor - Kyrgyzstan](#) informed Kyrgyzstan's Common Country Analysis in 2023.

At the global level, UNEP contributed to the development of the [Global E-waste Monitor 2024](#) which finds that without a drastic increase in circularity in electronics, annual e-waste generation will increase to 82 million tonnes in 2030, with billions of dollars' worth of strategically valuable resources squandered and dumped. Currently, just one per cent of rare earth element demand is met by e-waste recycling.

vis-a-vis its Chemicals and Pollution Action subprogramme (e.g. implementation of the UN common approach to pollution; a dedicated gender action plan for the GEF-8 plastics Integrated Programme).

- Cultivating an enabling environment (policy influence, public and private financing) for the circular economy, where the positive role of businesses (including SMEs) can be unleashed.
- Enhanced partnership-building for a pollution-free planet with other UN agencies, MEA Secretariats and other inter-governmental organizations (e.g. UNFCCC, WTO under its trade and environmental sustainability structured discussions working group) and industry bodies.
- Targeted investment for solution-oriented knowledge management including: promotion of technological and social innovation and good practices with the Zero Waste Advisory Board; a waste management knowledge framework including a waste data acquisition and sharing system; and, a digital knowledge hub on environmental aspects of minerals and metals.
- Increasing fund mobilization effort for a pollution-free planet.



REGIONAL E-WASTE MONITOR for the Western Balkans — 2023



3

Tackling the three planetary environmental crises: foundational and enabling subprogramme contributions

A. Science policy

"Today's Adaptation Gap Report shows a growing divide between need and action when it comes to protecting people from climate extremes. Action to protect people and nature is more pressing than ever."

UN Secretary-General Antonio Guterres on the launch of the Adaptation Gap Report

i. Context

The Science Policy subprogramme aims to strengthen the capacity of governments and non-governmental organizations and other stakeholders to access, generate and use quality environmental data and analysis and to sustain a strengthened science-policy interface. This is accomplished by: producing evidence-based environmental assessments; identifying emerging environmental issues; and fostering relevant policy action at the global, regional, and national levels, including the achievement of environment-related SDGs.

ii. Key results

UNSDCF support: UNEP provided Botswana, Indonesia, Rwanda, Samoa, South Africa, South Sudan, Turkmenistan, and Zimbabwe with technical support to incorporate environmental components into their UN Sustainable Development Cooperation Frameworks (UNSDCFs).

Capacity-building on early warning: UNEP provided capacity development support to the Government of Timor-Leste to build a cutting-edge [early warning system](#) for a range of climate-related disasters. This project aimed to help government meteorologists better forecast extreme weather and issue alerts to Timor-Leste's 1.3 million people.

SDGs and data provision: The [Sustainable Development Goals Report 2022](#) provides a global overview of progress on the implementation of the 2030 Agenda for Sustainable Development, using the latest available data and estimates. It tracks the global and regional progress towards the 17 Goals with in-depth analyses of selected indicators for each Goal. The Report details the reversal of years of progress in eradicating poverty and hunger, improving health and education, providing basic services, and much more. It also points out areas that need urgent action to rescue the SDGs and deliver meaningful progress for people and the planet by 2030.

iii. Performance

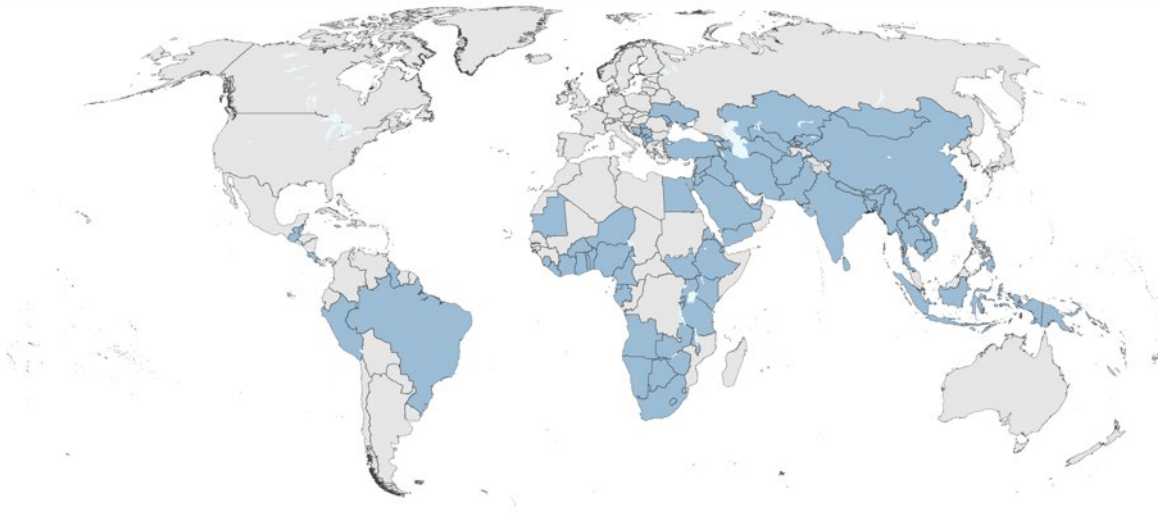
In 2023, the subprogramme focused on knowledge sharing, capacity building, and project implementation at the national, regional, and global levels. This led to an increase in the uptake of knowledge and an improvement in environmental sustainability and SDG monitoring and reporting.

Uptake of scientific evidence

Major environmental sustainability projects such as the joint ITU-UNEP-UNITAR [Regional E-Waste Monitor for the Western Balkans](#) collected internationally comparable e-waste statistics for Albania, Bosnia and Herzegovina, Montenegro, North Macedonia, and Serbia.

UNEP has also launched environmental publications that have contributed to an increase in the uptake of knowledge and have been used by Member States to address environmental degradation caused by greenhouse gas emissions and mobilize adaptation finance that is needed to implement domestic adaptation priorities across the world. Such publications include the Emissions Gap Report 2023

Countries adopting UNSDCFs during 2022-2023 where UNEP is a signatory



During the period from 2022 to 2023, countries that have become signatories to the United Nations Sustainable Development Cooperation Framework (UNSCDF) include UNEP as a partner in their development journeys

Disclaimer: The boundaries and names shown, and the designations used on this map do not imply official endorsement or acceptance by the United Nations.

(EGR), Adaptation Gap Report 2023 (AGR), and the [Production Gap Report 2023](#). These three ‘gap reports’ are produced in collaboration with the UNEP Copenhagen Climate Centre (UNEP-CCC), the UNEP-hosted World Adaptation Science Programme (WASP) and the Stockholm Environment Institute (SEI).

subprogramme played a major role in knowledge sharing and implementation, leading to improved data systems that influenced policymaking by various stakeholders.

iv. Challenges, opportunities, lessons learned and changes made

Global Environment Outlook (GEO-7)

The [GEO-7](#) process is built on key findings from [GEO-6](#) and those of other major assessments. Given the interdependencies of the three planetary environmental crises, GEO 7 is taking a systems approach to address the root causes of environmental degradation and should contribute to the transformational change needed to achieve an environmentally sustainable world by 2050.



Emissions Gap Report Secretariat and Lead Authors at COP28 (UNEP/Maarten Kappelle)

The Emission Gap Report 2023 provides a critical assessment of the gap between the current trajectory of greenhouse gas emissions and the levels needed to meet the goals of the Paris Agreement. By tracking progress and highlighting areas where more effort is needed, the report serves as a valuable tool for policymakers to shape their [NDCs](#) and other commitments under the [UNFCCC framework](#).

The Adaptation Gap Report, on the other hand, assesses progress in adaptation planning, finance and implementation around the world. In 2023, the



GEO 7 First Author Meeting Bangkok (UNEP/Edoardo Zandri)

Data-driven decision making in the Pacific

Despite the region's less than 0.02 per cent contribution to the world's total greenhouse gas emissions, Pacific Island countries are among the most affected by the three planetary environmental crises and the economic, social and environmental costs of climate change. Disasters such as floods and droughts are leading to displacement of people, destruction of property and placing biodiversity under threat. Moreover, an increasingly consumer-based way of life is contributing to pollution in these islands.

In 2017, the Pacific Island countries began to collect and house environmental data in national and regional databases. This was done as part of the UNEP-led Global Environment Facility Funded [Inform Project](#) designed to build the capacities of Pacific Island governments to share data and knowledge to enable streamlined reporting and informed decision-making. The [project](#) facilitated the use of environmental data for national planning and sustainable development and assisted Pacific Island countries with meeting legislated national reporting requirements.

The Project worked with partners across the Pacific and produced 14 national repositories and one regional data portal for the Cook Islands, Federated States of Micronesia, Fiji, Kiribati, Republic of the Marshall Islands, Nauru, Niue, Palau, Papua New Guinea, Samoa, Solomon Islands, Tonga, Tuvalu, and Vanuatu. One of its key [achievements](#) was the development of data processes and standards that have been integrated into national governments and department workflows, leading to the availability of data for informed decision-making.

In Vanuatu, officials of the Department of the Environmental Protection and Conservation were trained in managing environmental networks as well as collecting, analysing, and sharing data. The training, which was conducted by the Secretariat of the Pacific Regional Environment Programme ([SPREP](#)), focused on facilitating the use of environmental data for national planning and sustainable development, including the collection of data to populate the portal. The project has also collaborated with the Government of Vanuatu to facilitate decision-making on the regulation on the use of single-use plastics, the first such legislation to be passed in the region.

In Nauru, Samoa and Tonga, practitioners were trained on the use of Geographical Information Systems. This enhanced the management and conservation of protected areas by enabling practitioners to find relevant up-to-date information resources, and to use spatial data to produce maps of protected areas with standard features. In remote areas of the Marshall Islands, the Inform Project built on the existing regional approach to overcoming data challenges, by creating open-access portals and interactive webpages where data is now readily available.

The transformation of three interdependent systems, energy, food, and waste, as well as their supporting economic and financial systems, are critical in this timeframe. In 2022 and 2023, key GEO-7 Authors Meetings were held, leading to advanced draft chapters for this global outlook. The GEO-7 report will be launched at the Seventh Session of the UN Environment Assembly (UNEA-7) in December 2025.

Knowledge of the state of the environment

Sustained endeavours are vital to furnishing up-to-date information and insights regarding the state of the environment. Assessments and [strategic foresight](#) along with scenario analyses are required to scrutinize the hurdles in the natural world, their potential repercussions on humanity, the efficacy of policy measures in tackling these environmental issues, and the viable pathways toward attaining globally endorsed environmental goals.

Early warning for the environment

One of the transitions within the Science Policy subprogramme involves relocating the World Environment Situation Room (WESR) to the Digital Transformations subprogramme. Consequently, there has been a concerted effort to fill a notable gap by repositioning strategically to the foundational service of [Early Warning for Environment](#), a pillar for keeping the world environment situation under review. This service aims: to support countries in their

early warning and disaster risk strategies, action plans and capacity building initiatives; to accelerate the achievement of the SDGs; and to support the development of indicators for the synergies of climate change, pollution/waste management and biodiversity loss, ecosystems restoration and nature-based solutions. It ultimately seeks to strengthen global environmental monitoring and to integrate early warning systems into the early warning and data analytics platforms, in full interoperability with the UN system-wide [One UN Geospatial Situation Room](#), a core component of the UN Data Strategy.

B. Environmental governance

"At the Bern III Conference, I was pleased to see that not only Rio conventions but also chemicals and waste conventions were invited, all of them bringing different perspectives, making this effort much more fruitful... A key [take away](#) from the Bern Conference is that many MEAs are talking to each other, both at the national and secretariats levels."

Oswaldo Álvarez, President of the 6th Meeting of the Conference of Parties to the Minamata Convention

i. Context

UNEP's Environmental Governance work and initiatives support countries in developing and implementing environmental rule of law, promoting participatory decision-making, and achieving environmental goals. This includes strengthening institutions, developing legal frameworks and policies, and implementing MEAs. Moreover, UNEP strives to address cross-border environmental issues through effective governance solutions. In the 2022–2023 cycle, UNEP focused on advancing progress across four indicators of achievement.

ii. Key results

Advancing legal responses: UNEP actively advanced legal responses to tackle the three planetary environmental crises through noteworthy publications such as the [2023 Guide on Ambient Air Quality Legislation](#) and the [2023 Global Climate Litigation Report](#).

Enhancing national reporting on MEAs: Between January and December 2023, UNEP facilitated the creation of 119 national working spaces for 119 countries in the [Data Reporting Tool for MEAs \(DaRT\)](#). By December 2023, 137 national working spaces were ready for use by countries.

Institutional strengthening: UNEP supported 41 countries in preparing and receiving approval for new institutional strengthening phases vis-a-vis the implementation of the Montreal Protocol, from the Executive Committee of the Multilateral Fund²⁸ for its implementation. Consequently, these countries have achieved compliance with their Montreal Protocol reporting obligations and phase-out targets.

iii. Performance

Throughout 2022 and 2023, the Environmental Governance subprogramme remained committed to supporting various entities in developing integrated approaches and tools to foster enhanced coordination, cooperation, and synergies for the coherent implementation of MEAs. This support extended to facilitating the development of international legal agreements or instruments aimed at addressing emerging environmental challenges or internationally agreed-upon environmental goals.

Supporting countries in building relevant capacity in environmental law and contributing to the environmental dimension of the 2030 Agenda for Sustainable Development through the Montevideo Programme

Between 2022 - 2023, UNEP actively advanced [legal responses](#) to tackle the three planetary environmental crises. This involved the development of key guidance documents on effective legislative and enforcement practices, alongside offering

technical support to countries in the development of legal frameworks.

UNEP conducted extensive trainings and created awareness on various topics, including trade in environmentally sensitive commodities and the nexus between pollution and human rights. It actively engaged in legislative processes, collaborating with countries to shape laws and regulations, enhanced its [Law and Climate Change Toolkit](#), and fostered dialogue with judiciaries, as well as children, youth, and indigenous groups on climate change related issues.

Moreover, UNEP prioritized the improvement of environmental law education through the development of training modules. It contributed to guidance on mainstreaming human rights into biodiversity strategies and advocated for the inclusion of indigenous peoples, women and environmental defenders in environmental law making and implementation.

UNEP also addressed cross-cutting issues on priority thematic areas by supporting the development of environmental codes, providing guidelines for enforcement actors like judiciaries and facilitating Training of Trainers programmes. It spearheaded initiatives such as the creation of environmental rights toolkits, along with trainings, dialogues and consultations with environmental rights practitioners and defenders, and extending support to Member States in implementing the right to a healthy environment.

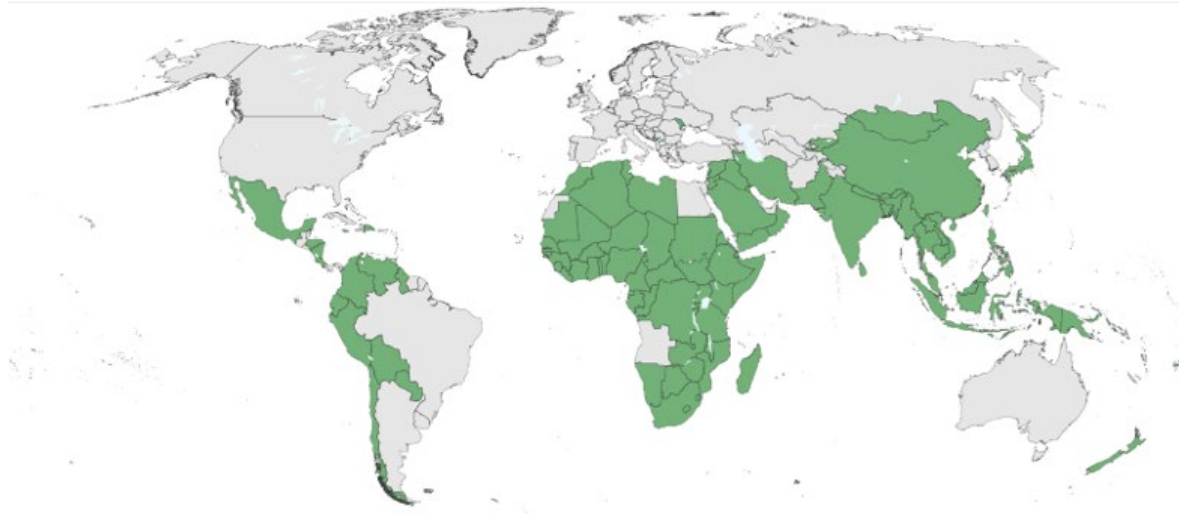
Support to regional networks of ozone officers

Throughout 2023, UNEP supported the operation of [10 Regional Networks of Ozone Officers](#) by organizing 23 network and thematic regional meetings. These gatherings addressed various critical issues, including data reporting, the Ratification of the Kigali Amendment, Decisions of the Meeting of the Parties and the Executive Committee meetings, gender mainstreaming and Refrigeration and Air Conditioning (RAC). Additionally, UNEP organized capacity-building meetings for National Ozone Units (NOUs) and other stakeholders, focusing on specific topics. These efforts significantly contributed to enhancing the capacity of NOUs in articulating the needs of the Article 5 parties.

Furthermore, Multilateral Fund-supported projects are effectively managed, national stakeholders and the public are supportive of Montreal Protocol objectives, and interested NOUs actively participate in the Montreal Protocol decision-making processes.

Amplifying impact across the global environmental agenda through enhanced cooperation with the Multilateral Environmental Agreements (MEAs)

In 2023, UNEP supported various entities in developing integrated approaches and tools aimed at enhancing coordination, cooperation, and synergies



Institutional strengthening and Policy coherence

Disclaimer: The boundaries and names shown, and the designations used on this map do not imply official endorsement or acceptance by the United Nations.

for the coherent implementation of MEAs. This effort aligns with resolutions adopted by various UNEP-administered MEA bodies, particularly through the Bern Process, which seeks to strengthen cooperation and coordination among biodiversity-related conventions to contribute to the effective and efficient implementation of the Kunming-Montreal Global Biodiversity Framework (GBF).

Notably, in June 2023, UNEP organized the Bogis-Bossey expert meeting [workshop](#) in collaboration with the Government of Switzerland, focusing on cooperation among biodiversity-related conventions for GBF implementation, in preparation for the [Bern III Conference](#).

Advancing human rights obligations relating to the enjoyment of a safe, clean, healthy and sustainable environment

In May 2023, UNEP played a pivotal role in supporting the Committee on the Rights of the Child in the development of [General Comment No. 26](#) on children's rights and the environment, with a specific emphasis on climate change. This support involved providing legal and technical assistance to the Committee and other stakeholders, alongside serving as a member of the Advisory Group for the Committee. Moreover, UNEP actively facilitated the participation and consultation process during the development of the General Comment, with a particular focus on engaging children in the process.



Strengthening UNEA's transformative role to deliver on the environmental dimensions of the 2030 Agenda
UNEP supported key regional meetings including the 34th session of the Council of Arab Ministers Responsible for the Environment ([CAMRE](#)), Committee of Experts of the Council of Europe on the protection of the Environment through Criminal Law ([PC-ENV](#)), the LAC – EU Ministerial [Meeting](#) on Environment and Climate Change, the Association of Southeast Asian Nations Judges [Conference](#), and the 19th ordinary session of the African Ministerial Conference on the Environment ([AMCEN](#)). It facilitated the exchange of insights and cohesive environmental messaging across these platforms, as

Collaboration with the Global Alliance of National Human Rights Institutions (GANHRI)

For the past few years, UNEP has provided support to [GANHRI's](#) work on climate and environmental matters. This support encompasses various facets, including assisting in strategy meetings, offering technical and legal guidance on key documents, collaborative efforts in organizing capacity-building training sessions, and supporting the establishment of the Climate Caucus of National Human Rights Institutions (NHRIs).

As a direct outcome of UNEP's support to GANHRI, the UN General Assembly adopted resolution 78/27 in October 2023. This resolution [recognizes](#) the vital contribution of National Human Rights Institutions (NHRIs) in advancing the 2030 Agenda for Sustainable Development, particularly in urgently addressing climate change and its impacts. Moreover, it highlights the crucial role of NHRIs "in monitoring, reporting to, and advising government bodies and other stakeholders in relation to climate mitigation and adaptation", while also promoting the implementation of international human rights obligations.

well as in Regional Forums on Sustainable Development, UNEA and the High-Level Political Forum on Sustainable Development.

Faith for Earth

UNEP's Faith for Earth Coalition, in collaboration with the COP28 Presidency and the Muslim Council of Elders, convened a [Global Faith Leaders' Summit](#) to foster policy dialogue, engage the public across all sectors of society and link environmental policy and science to faith principles and ethical and religious values. This summit brought together 28 faith leaders along with over 150 participants representing youth, women, scientists, academia and politicians. The event culminated in the signing of the [Abu Dhabi Interfaith Statement](#), a commitment to addressing climate change and enhancing climate ambitions ahead of COP28. Additionally, during COP28, UNEP partnered with 50 Faith-Based Organizations to host the [Faith Pavilion](#), where 70 sessions were conducted. These sessions showcased the perspectives of faith actors on addressing climate action priorities.

iv. Challenges, opportunities, lessons learned and changes made

Capacity limitations

Limited capacity in partner countries, organizations, or institutions, coupled with low levels of ownership and instability in the countries involved (e.g., political, socioeconomic, natural disasters), can significantly impede project delivery. Such challenges have the potential to adversely affect the accomplishment of the Programme of Work.

Engagement in national development dialogues

Engaging within the UN system at regional and country levels presents UNEP with a unique opportunity to enhance its visibility and magnify the regional impact of its Programme of Work. UNEP has seized this opportunity through active participation in national and regional development dialogues which offer a powerful platform to amplify UNEP's voice both at the country and regional levels.

C. Finance & economic transformations

"Green economy will bring many benefits to our country. These are about good opportunities for motivating and diversifying the economic production and innovation, water-energy and food security, resource-saving through introducing green technologies, new growth and increased trust by key investors".

Daniar Imanaliev, Deputy Minister of Economy, Kyrgyz Republic

i. Context


Finance and Economic Transformations, as an enabling subprogramme, seeks to educate, empower, and impact decisions towards decoupling economies and societies from the impacts of climate, nature and pollution outcomes. Its efforts involve collaborating with governments to implement supportive policies for the transformation of national economies. This includes trade practices, aligning public and private financing and investments with sustainability goals, and harnessing the potential of business value chains and consumer behaviour.

ii. Key results

Economic policies with sustainability and just transitions at their core: Thirty-two²⁹ countries, the European Union and the Latin America and the Caribbean region have developed economic, finance, industry and trade policies in 2022-2023, including the Regulation of Sustainable Public Procurement in Ecuador, the [Policy Roadmap](#) for Sustainable Infrastructure in Chile, the Carbon Neutrality [Strategy](#) in Kazakhstan and Colombia's announcement of a new [policy](#) to halt fossil fuel exploration.

Sustainable finance: In November 2023 the new [Principles for Responsible Banking \(PRB\) Nature Target Setting Guidance](#) was released. Developed with 34 signatories and stakeholders, this industry-first guidance on nature target-setting aims to

integrate nature considerations into the core practices and processes of banks while mobilizing financial resources to bridge the annual US\$700 billion biodiversity finance gap, aligning with the Kunming-Montreal GBF.



Circular economy in Latin America and the Caribbean:

The [Unlocking Circular Economy Finance in Latin America and the Caribbean: The Catalyst for a Positive Change](#) was launched in March 2023. This followed an analysis conducted in seven³⁰ LAC countries, focusing on national policies, strategies, and frameworks for advancing circular economy implementation. The LAC Regional Coalition of Circular Economy expanded its network to 15³¹ members to enhance sustainability efforts in the region and launched the [Circularity Gap Report: Latin America and the Caribbean](#) in October 2023. The Environmental Alliance of America renewed regional commitment to eco-labelling in October 2023.

Green jobs policies surging: Botswana, Burkina Faso, Kenya, and Senegal advanced on green job creation for youth. Cuba, Madagascar, and Senegal joined the [Green Jobs for Youth Pact](#), a collaborative initiative by the International Labour Organization (ILO), the United Nations Children’s Fund (UNICEF) Generation Unlimited and UNEP. The Pact strives for a just transition to build a sustainable economy and create meaningful opportunities for the youth by 2030.


Investing in sustainable businesses in Kenya: UNEP led a pilot project in Kenya to assess and advance the business case for the uptake of Resource Efficient and Cleaner Production (RECP) in African Small and Medium-sized Enterprises (SMEs). Partnering with six entities,³² the collaboration secured commercial financing for value chains in the agri-food sector. This will guide future initiatives aiming to accelerate sustainable and commercially viable RECP interventions. The project’s impact is evidenced by an initial investment of US\$66,500, with a further US\$614,000 leveraged in financing for SMEs, and negotiations underway for an additional US\$6.1

million to advance wastewater treatment with biogas generation and renewable solar energy generation.

iii. Performance statement

Enabling policy environment

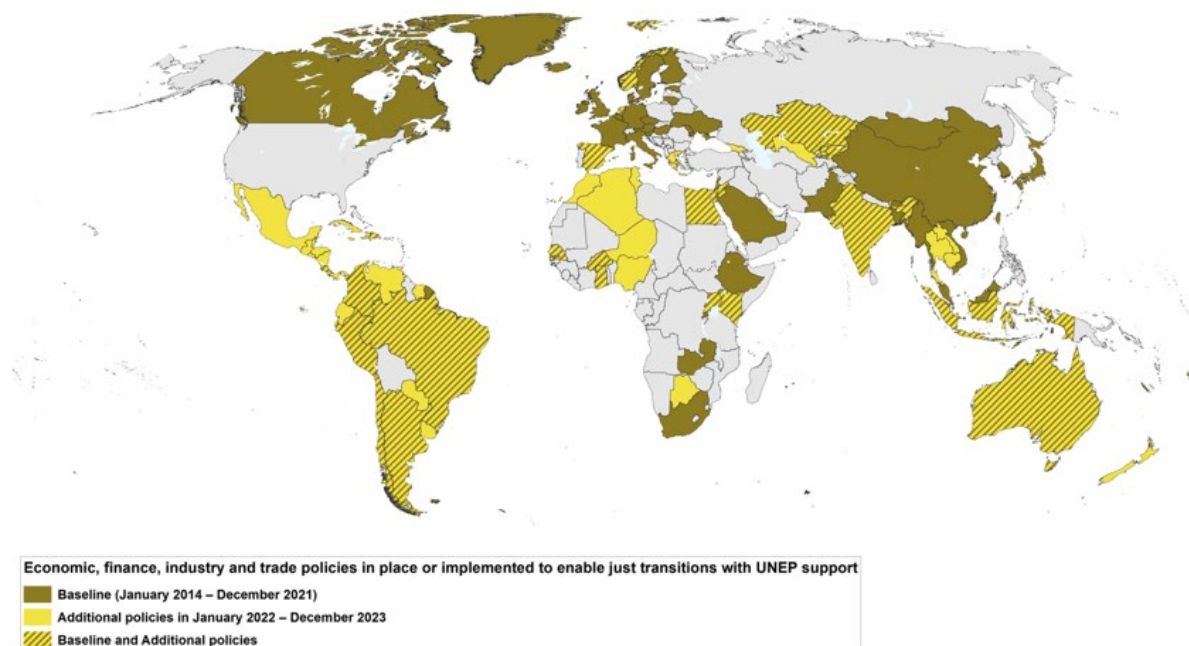
UNEP provided support to over 50 countries to advance the implementation of green economic transformations. Thirty-two of these countries have developed economic, finance, industry and trade policies in the period of 2022-2023, including eight³³ already implementing Sustainable Consumption and Production National Action Plans (SCP-NAPs). Notable accomplishments comprise the establishment of nine initiatives,³⁴ such as the inauguration of the Green Jobs for Youth Pact and the Global Action Partnership for Extended Producer Responsibility ([GAP for EPR](#)). Additionally, 12 partnerships³⁵ and nine practices³⁶ have contributed to facilitating just transitions, including initiatives such as Circular Economy in Latin America and the Caribbean and the development of National Food Waste Reduction Strategies.



Sustainable business and industry

In 2023, UNEP contributed to the establishment of 30³⁷ business alliances, principles, practices, standards or frameworks aimed at enhancing environmental sustainability. This marked an 87.5 per cent increase from 2022, which had seen the establishment of 16 such initiatives. Collaborations with organizations like the European Bank for Reconstruction and Development (EBRD) and UNIDO led to the creation of the [I-GO Assistant](#), which empowered SMEs to improve resource efficiency. Additionally, UNEP led regional eco-innovation training programmes and circular economy forums, driving significant progress towards a sustainable future in sectors such as SMEs, insurance, textiles and hospitality.

Economic, finance, industry and trade policies in place or implemented to enable just transitions with UNEP support



Disclaimer: The boundaries and names shown, and the designations used on this map do not imply official endorsement or acceptance by the United Nations.

Informed decision-making

In 2023, UNEP significantly expanded its efforts towards enhanced environmental sustainability, developing 64³⁸ consumer information tools and measures, educational approaches and advocacy and awareness-raising events and products, surpassing the previous year's count of 43 and showing a notable increase from the 2021 cumulative baseline of 261 to 368. Notably, UNEP collaborated with the World Trade Organization (WTO) for a [Roundtable on Nature-Positive trade](#), advocating for trade policies supporting biodiversity conservation. Additionally, UNEP emphasized ecosystem services valuation in a circular economy and facilitated a regional ecolabel in Latin America and the Caribbean. UNEP also promoted green jobs through partnerships with ILO and UNICEF.

iv. Challenges, opportunities, lessons learned and changes made

Securing longer-term sustainability commitments

Between 2022 and 2023, amidst multiple crises, the world encountered rapid shifts in political and economic conditions. Challenges arose as national and stakeholder priorities evolved, hindering final policy formulation despite initial progress. These experiences underscored the importance of adaptability and agility. Also recognized is that sustainable finance uptake across regions is progressing at different speeds, with differing levels of political backing.

To address this, the FET Subprogramme will shift towards securing longer-term sustainability commitments in collaboration with governments and other UN agencies. The focus will emphasize capacity-building for policy formulation, sectoral partnerships, and sustainable value chains. Sharing these lessons fosters organizational learning and the adoption of good practices.

Utilizing AI and API

Vast amounts of knowledge available become increasingly difficult to collate and classify for easy access by different stakeholders. The FET Subprogramme will in the future integrate Artificial Intelligence (AI) and Application Programming Interface (API) solutions into its framework to facilitate the identification of knowledge products adapted to their specific needs and contribute to enhanced programme performance.

Key high-impact sectors

With a focus on high-impact sectors, UNEP is establishing industry teams and workstreams to strengthen collaboration with strategic partners in the regions. The aim is to use the cross-cutting subprogrammes like FET to support industrial and sector transformations, such as by using sustainable public procurement (SPP) to create new markets for green goods and servicing, including by integrating eco-labelling into national SPP policies.

UNEP's Recipe for Change: nourishing a sustainable future

In the global fight against food waste, UNEP has coordinated a series of impactful initiatives, uniting leaders, advocates, and communities worldwide. Recognizing the profound environmental and social repercussions of food waste, these efforts are aimed at combating the three planetary environmental crises of climate change, nature loss and pollution.

From 21 March to 23 April 2023, UNEP embarked on a mission to address cultural practices contributing to food waste during Ramadan in the West Asia region. Led by UNEP Advocate on Food Waste, Chef Leyla Fathallah, the Sustainable Ramadan Campaign educated communities about the consequences of their actions. According to the State of Food Waste in West Asia report "During Ramadan, 30-50 per cent of the food prepared in Saudi Arabia is thrown away; these shares reach 25% in Qatar and 40% in the United Arab Emirates." In partnership with hospitality giants like Hilton and Winnow, this campaign sparked significant engagement and catalyzed change throughout the region.

On 21 September 2023, UNEP Goodwill Ambassador, and celebrity chef Massimo Bottura, showcased the potential of [repurposed ingredients](#) at Refettorio Harlem. This event, part of Every Plate Counts Challenge, raised global awareness about food waste's detrimental effects. UNEP and Food for Soul championed this cause, resonating with millions worldwide.

In a powerful address on the [International Day of Awareness of Food Loss and Waste](#) held on 29 September 2023, UNEP's Deputy Executive Director, Elizabeth Mrema, on behalf of Inger Anderson emphasized the need for sustainable agri-food systems. Highlighting the need for stronger consumer education, improved cold chain management, and enhanced data collection, she underscored the importance of aligning efforts with international goals, such as halving global food waste by 2030. This calls for governments, businesses, and individuals to unite in combatting food loss and waste, emphasizing its pivotal role in achieving sustainable development and protecting the planet's future.

UNEP's [Recipe for Change](#) has emerged as a beacon of hope, demonstrating that collective action and unwavering commitment can overcome even the mightiest challenges. Growing attention and action on food loss and waste are evident. The Kunming-Montreal Global Biodiversity Framework now acknowledges the link between food waste and biodiversity loss, calling for halving global food waste by 2030 in Target 16. UNEP continues to lead the charge, inspiring a brighter, more sustainable future for all.

D. Digital transformations

"I gained profound insights into both climate change adaptation and mitigation strategies, emphasizing the pivotal role of digital technologies in fostering sustainable development. The program highlighted key opportunities for digital transformation in climate resilience, including early warning systems, climate resilient infrastructure, remote sensing and mapping, climate information and data management, virtual and augmented reality and community engagement and empowerment."

Elaine Liew, Head of Cloud, Amazon Asia-Pacific

i. Context

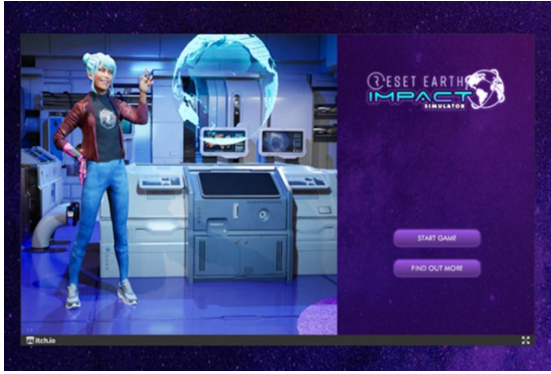
The movement towards embracing digital technology and artificial intelligence (AI) represents a significant opportunity to enhance sustainability and address the three planetary environmental crises, while also promoting the Sustainable Development Goals (SDGs). This technological shift underscores the necessity for broader collaboration within the UN System and beyond, ensuring strategies are responsive to changing scenarios and contributing effectively to these global challenges. It also emphasizes the urgency to bridge the digital divide,

ensuring equitable access to technology. This approach not only supports efforts to combat environmental challenges but also promotes sustainable development globally, highlighting the interconnectedness of technological advancement, collaborative governance and equitable access in achieving the SDGs.

ii. Key results

Global judicial portal: The [negotiator's toolkit](#) on the [InforMEA](#) platform was developed by UNEP in close consultation with MEAs and national MEA negotiators. The toolkit builds the capacity of negotiators to participate effectively in MEA negotiations across the full range of environmental issues which MEAs cover.

Measuring progress - water-related ecosystems and the SDGs: The [digital report](#) utilizes multivariate statistical analysis to examine freshwater and marine ecosystems, illustrating how they are influenced by various factors at different scales. It aims to uncover the intricate relationships within ecosystems and their responses to external pressures, providing key insights for advancing towards water sustainability and ecosystem conservation goals outlined in the SDGs.



Reset Earth, Apollo Edition

Avatar in metaverse: UNEP made a leap in its advancement of environmental education through the introduction of [Apollo](#), a Reset Earth character, using advanced motion capture for a simulator game targeting 13-18-year-olds. This free educational tool empowers teachers to enlighten students on combating climate change and environmental protection, marking a significant stride in employing digital innovation for ecological education and awareness.

CODES: As part of the Secretary-General's Roadmap for Digital Cooperation, UNEP catalysed the Coalition for Digital Environmental Sustainability (CODES). CODES adopted the [Action Plan on Digital Environmental Sustainability](#) with nine key Impact Initiatives. UNEP is taking lead on initiative 8 – Global Environmental Data Strategy (GEDS).

Digitalization for circular economy: Digital technologies have an increasingly important role in enabling the shift to SCP and circular economy. Over 60 per cent of global GDP passes through digital channels and two billion people will be consuming online by the end of 2023. Meanwhile, digital technologies and improved design could help reduce the use of natural resources and other materials in products by 90 per cent - through efficiency, tracking and tracing, e-waste and energy management.

To respond to this demand, a new initiative entitled "Digitalization for Circular Economy" was launched in 2023 by UNEP through the 10YFP Secretariat, to develop and implement a critical path for harnessing digital technologies and unleashing the full potential of SCP and circular economy. The initiative will focus primarily on supporting a framework for digital standards on transparency and interoperability and business models for the digital circular economy.

iii. Performance

Deployment of innovative digital platforms

UNEP has contributed significantly to digital transformation efforts in environmental governance, monitoring and education. Through the deployment of innovative digital platforms, UNEP has enhanced global progress tracking against climate, nature,

chemicals and pollution targets. This initiative supports transparency, predictive analytics, and risk identification. Notable developments include the launch of [Apollo's Edition](#), a simulator game designed to educate teenagers about environmental protection, and the [Global Judicial Portal](#), which strengthens the capacity of negotiators in environmental agreements.

Fostering business alliances and networks

UNEP has fostered business alliances and networks to leverage environmental data and digital transformation to promote environmental sustainability and a circular economy within financial markets. Key efforts include the involvement in the publication [Sustainable Digitalization and the Triple Planetary Crisis in West Asia](#) and the facilitation of The Data for the Environment Alliance ([DEAL](#)) initiative, which gathers experts from diverse sectors to optimize the use of environmental data for sustainability.



Electronic governance and public participation

UNEP has played a crucial role in creating digital applications and engagement platforms to support electronic governance and public participation. These initiatives aim to enhance consensus-building, decision-making and digital transformation related to environmental actions. Examples include the development of the [Measuring Progress series](#), management of the [Digital4Sustainability](#) learning path, and co-leading the production of influential reports like the [Global Cooling Watch 2023](#) and interactive version of the [Emissions Gap Report 2023](#).

These efforts collectively demonstrate UNEP's leadership in integrating digital solutions into environmental strategies, significantly contributing to the reduction of digital technology inequalities, improving impact chains, influencing consumer behaviours and informing policymaking. Through these initiatives, UNEP not only champions environmental sustainability but also paves the way for a more informed, engaged, and proactive global community in the face of environmental challenges.

Digital4Climate

In 2023, UNEP launched the second module of its [Digital4Sustainability learning series](#), titled Digital4Climate, with a specific focus on exploring the intricate linkages between digital transformation and climate change mitigation and adaptation. The module aims to equip participants with a deeper understanding of how digital solutions can facilitate climate action across key economic sectors. Through comprehensive content and engaging discussions, participants identified global policy gaps that impede digitally enabled climate outcomes and explored avenues for advancing climate-friendly initiatives. The impact of the Digital4Climate module was profound, with remarkable engagement and representation from diverse stakeholders.

By the end of 2023, the Digital4Climate module garnered significant traction, attracting over 15,000 participants from more than 80 countries. Notably, 54 per cent of participants were female, reflecting a strong commitment to gender inclusivity in sustainability initiatives. Furthermore, the participation of non-UN entities, including the private sector, government and academia accounted for 91 per cent of the total, underscoring the broad appeal and relevance of the initiative beyond UNEP's organizational boundaries. Impressively, the course achieved a 40 per cent completion rate, surpassing industry standards for online learning modules, and received an outstanding 98 per cent recommendation rate based on feedback from over 3000 respondents.

Looking ahead to 2024, UNEP and UNSSC are poised to expand the Digital4Sustainability learning series with the launch of the Digital4Nature and Digital4Pollution modules. These modules will further deepen understanding and action on critical intersections between digital innovation and nature conservation, as well as pollution prevention. By leveraging digital technologies and fostering collaboration, UNEP remains steadfast in its commitment to driving impactful initiatives that contribute to global sustainability goals.

UNEP's Digital4Sustainability learning series is in line with strategic objectives 2 and 3 of the Digital Transformations subprogramme as per UNEP's Programme of Work for 2022-2025. It seeks to inspire and equip stakeholders to embrace digital solutions in advancing sustainability programmes, aligning with the organization's overarching objectives and commitments. This initiative directly supports various direct outcomes, including catalyzing public support and political engagement for climate action (1.7). By equipping participants with a deeper understanding of the role of digital transformation in contributing to climate change mitigation and adaptation, the course fosters informed decision-making and advocacy for integrating carbon neutrality and resilience into climate planning and policy frameworks at all levels (1.2).

Furthermore, the course promotes transparency and accountability by addressing global policy, governance, and legislative gaps hindering digitally enabled climate outcomes, thus strengthening, and building capacity for government and non-governmental climate action, including from the private sector and financial community (1.3). By advocating for collaborations with diverse stakeholders, including the private sector, government, and academia, the course encourages sectoral partnerships and facilitates access to knowledge about technologies that are essential for decarbonization, dematerialization, and resilience-building (1.4).

Additionally, by empowering participants to identify opportunities for aligning private and public financial flows with the goals of the Paris Agreement, the course contributes to advancing sustainable value chains and circularity while promoting the application of sustainability and climate-friendly standards as core values of the economy (1.5, 1.6).

iv. Challenges, opportunities, lessons learned and changes made

Digital sustainability

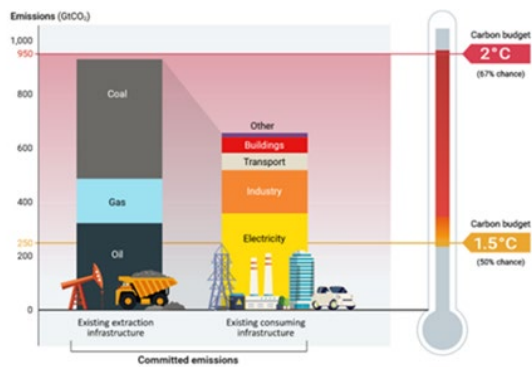
UNEP's pathway towards digital transformation prioritizes digital sustainability in two essential aspects. Firstly, it involves assessing and promoting strategies to reduce the environmental footprint of digital technologies, including their consumption of energy and water, emission of greenhouse gases, use of critical minerals, and generation of electronic waste. Secondly, UNEP is committed to discovering and facilitating the use of digital innovations to tackle the three planetary environmental crises, namely climate change mitigation, biodiversity preservation, and pollution reduction. Both aspects are crucial for

the deliberations of the UN Environment Assembly and the Summit of the Future.

Global Environment Data Strategy

The subprogramme's contributions to the global AI landscape offer substantial opportunities, marked by UNEP's engagement in Global AI Governance and pioneering new products like EnvironmentGPT. These efforts are complemented by the [Global Environment Data Strategy \(GEDS\)](#), designed to overhaul global environmental data management. GEDS should aim to standardize governance structures, enhance data accessibility, enhance interoperability and elevate data quality. A significant emphasis should be placed on capacity building to enable the effective utilization and governance of environmental data. The strategy should seek a cohesive approach to underpin informed policymaking and bolster environmental

initiatives, positioning the subprogramme as a key player in shaping a sustainable future through technological innovation and data management excellence.



Emissions Gap Report (EGR) 2023

Indicators revision

The subprogramme has recognized that relying solely on the quantity of platforms deployed or digital applications developed falls short in effectively gauging the impact of UNEP's [digital transformation](#) initiatives. In light of this, and in preparation for the next Medium-Term Strategy, UNEP will aim to revise indicators to more accurately reflect its true impact. A suggested improvement will involve integrating metrics that assess the qualitative benefits of these digital tools, such as user engagement levels, the enhancement of environmental knowledge among stakeholders, and the direct contribution of digital initiatives to sustainability goals. This approach will enable a more comprehensive and meaningful evaluation of the initiatives, aligning them more closely with UNEP's strategic objectives and the broader agenda for environmental sustainability.

4

Fit for purpose

A. Leadership for the planet

“The fallout from poisoned rivers to rising seas harms us all. Yet those least responsible suffer most a burning injustice. We must work together to combat these crises, recognizing the links between them, to put the world on a sustainable path and turbocharge sustainable development.”

UN Secretary-General António Guterres

i. Key results

Human right to a clean, healthy, and sustainable environment: The UN General Assembly adopted resolution [76/300](#) (28 July 2022) places the right to a clean, healthy, and sustainable environment on an equal footing with other human rights and requires the full implementation of MEAs under the principles of international environmental law.



UNEP briefing at the SDG Action Weekend (UNEP/ NYO)

2023 SDG Summit (HLPF under the auspices of the General Assembly): Heads of State and Government adopted (18 September 2023) a [Political Declaration](#) committing to work in harmony with nature, conserve and sustainably use marine and terrestrial resources, promote resilience and reduce disaster risk to accelerate the implementation of the 2030 Agenda and the SDGs. They also committed to support the global efforts to address plastic pollution, and the

work of the Intergovernmental Negotiating Committee (INC) to develop an international legally binding instrument on plastic pollution, including in the marine environment by 2024.

High-impact initiative on nature driving economic transformation: Launched by UNEP in coordination with other UN entities (17 September 2023), the [Initiative](#) focuses on assisting countries to fundamentally shift economic policymaking in favour of sustainability, resilience, risk reduction and equity. It specifically supports whole-of-society approaches, bridging sectoral worlds of environment, economy, agriculture and disaster risk reduction, among others.



UNEA-6 President, H.E. Leila Benali attending the 19th session of AMCEN in Addis Ababa, Ethiopia (UNECA/ Robera Ambisa)

Common approach to pollution: The senior officials of the Environment Management Group endorsed (October 2023) the [UN System Common Approach to Transitioning Towards a Pollution Free Planet](#). The Approach paves the way for a stronger, more coordinated global response by leveraging and advancing existing interagency arrangements that address pollution-related issues, and by transforming and strengthening capacities – globally, nationally, and at the subnational level.

ii. United Nations Environment Assembly (UNEA6) preparation

H.E. Leila Benali, President of the 6th Session of UNEA and Minister of Energy Transition and Sustainable

Development of the Kingdom of Morocco actively engaged in the Geneva Environment Network as well as all regional ministerial fora in preparation for UNEA-6, including the African Ministerial Conference on Environment, the Forum of Ministers and Environment Authorities of Asia Pacific, the Forum of Ministers of Environment of Latin America and the Caribbean.

The President reinforced the connection between the regional space and UNEA, emphasized the incumbency upon delegations to respect deadlines for the submission draft resolutions to facilitate smooth UNEA-6 proceedings, highlighted the impact of multilateralism in advancing the environment agenda and outlined key transformative and urgent actions to deliver on the SDGs. These include urgently ensuring that the interface between science, policy and decision-making is stronger than ever, strengthening the links between conservation, sustainable use of biodiversity and public health, and promoting circularity and secure livelihoods with sustainable and resilient infrastructure in cities.



UNEA-6 President H.E. Ms. Leila Benali delivering remarks on UNEA's contribution to the global environmental agenda at HLPF (UNEP/NYO)

iii. High-level Political Forum on Sustainable Development (HLPF)

UNEP engaged actively in the preparation and discussions of the HLPF sessions, under the auspices of the Economic and Social Council (ECOSOC), in 2022 and 2023. The UNEA-6 President participated in the HLPF and conveyed the outcome of the UNEA session.

The 2022 HLPF adopted a [Ministerial Declaration](#) which recognizes the inextricable relationship between humans and nature, that a healthy, productive, sustainable and resilient ocean is fundamental to life on the planet, to biodiversity and climate action and that the ecosystem functions and services that the ocean provides, support all forms of life on Earth and underpins sustainable development in all its dimensions. The Declaration recognizes the importance of nature-based solutions and ecosystem-based approaches and commits, among others, to promote the [One Health approach](#) and other holistic approaches, and to act decisively and urgently to scale up ocean action and implement MEAs related

to biodiversity and ecosystems. The declaration also commits to actively follow up on UNEA resolution by engaging in the Intergovernmental Negotiating Committee (INC) to develop an international legally binding instrument on plastic pollution, including in the marine environment, by 2024.



ASG Ligia Noronha moderating a session on resilient infrastructure during HLPF (UNEP / NYO)

iv. Environment Management Group (EMG)

"The UN system is a major driver of a change for climate action. Coordination by EMG is required to understand the problems globally with foresight and horizon-scaling to the regional and local levels."

Summary report of EMG High-Level Dialogue on Strengthening UN system Climate Action, UNFCCC COP28

During the reporting period, the EMG finalized its analysis of UN system plastics mapping, a plastics dashboard and a UN Common Offer on Plastics. It also developed guidelines on Integrating Human Rights in National Biodiversity Strategies and Action Plans (NBSAPs) in support of the KM-GBF. Furthermore, the EMG's Issue Management Group on Human Rights and the Environment prepared joint messaging to COPs of MEAs advocating for the inclusion of the right to a healthy environment in their respective decisions, while EMG Heads of UN agencies and UN senior officials participated actively in UNFCCC COP 28 and CBD COP15 and delivered key messages on the collective support and contribution of UN agencies to the biodiversity and climate agendas.

Other developments include the establishment of a Network of UN Technical Focal Points to follow up on the [Strategy for sustainability management in the UN system](#) with a focus on knowledge exchange and reporting on progress towards its goals. Seven UN entities piloted a monitoring and reporting framework developed for the Strategy. In follow-up of UNEA resolutions and the environmental dimensions of SDGs, a series of nexus dialogues were held on: a system-wide approach to sustainable nitrogen management, Sustainable Consumption and

Production (SCP), Digitalization for Circular Economy, Green Jobs for Youth, Sustainable Living and Aspirational Consumption, and the environmental aspects of minerals and metals management.



Participants of the EMG High-level Dialogue at COP28 (IISD)

The Secretariats of the EMG, the United Nations Development Coordination Office (DCO) and the United Nations Sustainable Development Group (UNSDG) met regularly to share workplans, meeting outcomes and progress made in their respective areas of work. Areas of collaboration identified include the organization of joint webinars and facilitating access to tools. Led by UNDP, UNEP and UNDCO, this collaboration will continue to support United Nations Country Teams and Resident Coordinator Offices with knowledge products, guiding a pragmatic approach to the response to the three planetary environmental crises at the country level.

v. Greening the Blue

"The Support of the SUN team in the context of the Greening the Blue has been decisive for UNDP in reporting our environmental footprint; understanding how to integrate environmental sustainability at all levels and achieving improvements via harmonized guidance on EMS. Greening the Blue is particularly significant to us because it helps us respond to the CEB Strategy for environmental management in the UN System in a harmonized manner."

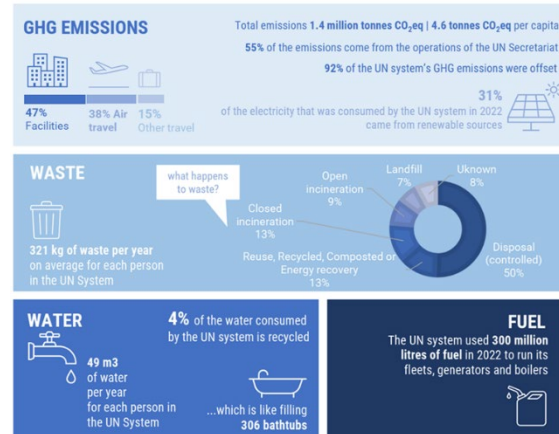
Anne Fernqvist, Greening Moonshot Coordinator, UNDP

The 2023 edition of the [Greening the Blue Report](#) - highlighting the collective effort of the UN system to reduce their environmental impacts from operations and facilities - was released in December 2023 and provided 2022 data for 308,000 personnel in 57 entities. The report shows a slight increase in the size of the UN system's GHG emissions during 2022, possibly due to the transition back to historical operational patterns. Key takeaways from the summary data include:

- The UN system produced approximately 1.4 million tons CO₂eq, with per capita emissions of 4.6 tons CO₂eq. This constitutes an approximate increase of 0.2 million tons CO₂eq total emissions compared to the previous year. The UN system's emissions by source were 38 per cent from air

travel, 47 per cent from facilities and 15 per cent from other forms of travel.

- The average waste generated for the whole UN system was 321 kg per person. This is a small increase of 5 kg per person from 2021.
- The average water consumption by the UN System in 2021 was 49 m³ per UN personnel per year, which is a 12 m³ increase from 2021.



Excerpt from Greening the Blue Report: 2023 Edition Executive Summary

It is presumed that the UN system's increase in environmental impacts is related to the return to more 'normal' operations in various UN locations, especially now that many offices are fully open and staff are expected to return to work.

The UN system made improvements in the areas of environmental governance; nearly 50 per cent of UN system entities have made significant progress on full implementation of an Environmental Management System (EMS). UNEP's Sustainable United Nations facility has increased support to UN entities via training and direct bilateral engagement so that they can establish and implement an EMS, in light of the target of 100 per cent compliance by 2025. Lastly, UNEP and key partners of the Greening the Blue network are collaborating on a review and possible expansion of the annual GHG reporting to include Scope 3 emissions related to the operations and facilities of UN entities.


B. Advancing the environment agenda at national and regional levels

i. Key results




Biodiversity inclusion: The analysis of UN Sustainable Development Cooperation Frameworks designed in 2023 highlighted that the uptake of biodiversity in their results



framework remains low but has doubled compared to those designed in 2022.

 **UNCT engagement:** UNEP is now engaged in all 130 UN Country Teams through its network of focal points to UNCTs, influencing their planning and programming for increased uptake of climate, biodiversity and pollution.



UNEP UNCT Focal Point Workshop, 6-8 November 2023, Nairobi (UNEP/PPD)

 **Resident Coordinator engagement:** UNEP increased awareness and maintained dialogue with the Resident Coordinator System through several channels, including three virtual cafes, two in-person workshops of Resident Coordinators or Heads of Resident Coordinator Offices and integration of environmental resources in several United Nations Development Coordination Office (DCO) newsletters.

  **Joint SDG Fund:** UNEP is now part of the Steering Committee of the [Joint SDG Fund](#). This Fund is the "muscle" for Resident Coordinators and a new generation of UN Country Teams to help countries deliver on the SDGs. UNEP's involvement provides an opportunity to advance the environmental agenda at the country level, increase knowledge about fund mechanisms, influence fund priorities and boost the implementation of the environmental SDGs.

ii. Performance

In 2023, UNEP strengthened its overall approach informed by the opportunities and gaps in UN System planning at country level in addressing climate change, biodiversity loss and pollution.

Strengthening coherence and impact of country level support

UNEP strengthened coherence and impact of its support at country level, with and through UNCTs and Resident Coordinators.

- Over the course of 2023, significant efforts went into structuring and harmonizing the UNEP network of Focal Points to UNCTs, resulting in coverage of

all 130 UNCTs, up from 90 UNCTs in 2022. By having these UNCT Focal Points in place, with standardized Terms of Reference, it has been possible to work towards ensuring consistent and coherent UNEP representation on the UNCT; increasing awareness on global environmental priorities and agreements; catalysing action by RCs and UNCTs on climate, biodiversity, and pollution; and influencing key stages of the UNCT programming cycle.

- In 2023, country engagement plans were identified as a strategic tool for country delivery, that are expected to strengthen UNEP's responsiveness to the needs and priorities within the country and to enhance coordination of its in-country activities.
- Environment was mainstreamed through targeted efforts to influence key stages of UNCT programming: In 2023, UNEP supported the development of Common Country Analyses in 27 countries; Cooperation Frameworks in 25 countries; co-chaired Environment Results Groups in nine countries; participated in the development of Joint Work Plans in 14 countries; and engaged in Joint Programmes in seven countries.



High-Level Panel Session, UNEP CPR 10th Annual Subcommittee Meeting, 20-24 November 2023, Nairobi (UNEP/PPD)

Strengthening results

- UNEP has equipped UNCTs with knowledge, tools and approaches to strengthen results on climate, biodiversity and pollution.
- Information tailored to a country level audience in key areas requested by Resident Coordinators.
- Information made available to UNEP personnel through a structured and organized knowledge network and space that reached 500 members and whose internal site has received over 9,000 visits since its launch in May until December 2023.
- Knowledge shared with Resident Coordinators and UN Country Teams by leading issue-based coalitions on the environment in each of the five regions and by facilitating global and regional (virtual, in-person) dialogues and workshops.

Protecting environmental human rights defenders

UNEP is taking measures to protect Environmental Human Rights Defenders (EHRDs) in line with the [Secretary-General's Call to Action](#) and has launched ongoing initiatives worldwide, at the country and regional level, along with practical tools and resources available to enhance these efforts. UNEP, together with OHCHR and UNDP, has led the development of the [Guidance Note to UNCTs on Environmental Defenders](#) and also supports EHRDs through the [Policy on Promoting Greater Protection for Environmental Defenders](#).

Significant progress has been made in this regard in the Asia Pacific and Latin America and Caribbean regions respectively. UNEP has undertaken related capacity building training sessions and workshops, (as well as situation reports) with Resident Coordinators and UNCTs in Cambodia, Lao PDR, Maldives, and Thailand, with future sessions planned in Nepal, Papua New Guinea and the Philippines during 2024.

These trainings, which can be easily replicated in other UNCTs, bring together different UN entities to discuss common opportunities and challenges relating to human rights and the environment, as well as identify key actions to take. These training sessions help enhance the consideration of environmental rights when designing resilience programmes or projects as well as ensure that human rights and the environment are mainstreamed in protection and safeguarding efforts.



RCO Heads at Global Retreat in Nairobi to deliver on biodiversity and climate commitments (UNEP/PPD)

iii. Challenges, opportunities, lessons learned and changes made

Meeting increasing expectations

Demand from Resident Coordinators is higher than the support UNEP can provide. While the network of UNCT Focal Points is a key asset for UNEP's engagement at country level, there are limitations in UNEP's participation in the UNCTs that is mostly remote and part-time. At least 84 per cent of the Focal Points participate in the work of UNCTs remotely, and 87 per cent have other primary roles for which they are responsible. There is also an increasing expectation that UNEP contributes to several Working Groups and processes in the UNCTs and an increasing demand for technical expertise on a broad range of topics and support on environmental data and analytics.

To address this and help equip the UNCT Focal Points, significant efforts have been made to facilitate information and experience exchange among them, by establishing an informal network for information exchange and knowledge co-creation on UNCT engagement which further hosts webinars and dialogues on various relevant and trending topics;

provides access to knowledge and research products, templates and other resources.

Lack of physical presence in country

UNEP mostly engages in the UN Country Teams without any physical presence in the country. Findings from the Secretary General's 2023 report on the implementation of the Quadrennial Comprehensive Policy Review (QCPR) indicate that 95 per cent of governments and 88 per cent of Resident Coordinators find it easy to access technical expertise from entities with physical presence. This indicates that despite UNEP's efforts, governments might not be accessing as much support from UNEP as they would like to receive.

There are opportunities to explore additional ways of strengthening engagement with UNCTs, including by building on good practices employed by other UN entities. Options including the establishment of a standing surge capacity pool of expertise and the establishment of environment advisors in Resident Coordinator Offices were proposed during the panel discussion with Resident Coordinators at the 10th Annual Subcommittee meeting of the CPR.

C. Gender integration in the environmental agenda

"Unlocking the full potential of the just energy transition and building climate resilience by empowering women is a priority for Sweden, highlighting the synergies between gender equality and environmental sustainability. Sweden is pleased to continue its support to UN Women and UNEP in line with our commitment to combat climate change and adapt to its effects under the Paris Agreement."

Anna Maria Oltorp, Head, Regional Development Cooperation for Asia and the Pacific, Embassy of Sweden, Bangkok

i. Key results

A gender champion: UNEP met or exceeded 94 per cent (16 out of the 17) of the [UN Gender Equality and Empowerment of Women \(UN-SWAP\)](#) performance indicators in 2023.

Gender integration: UNEP mainstreamed gender in 50 out of 53 new project documents fully and in three new project documents partially, while gender has been integrated in all 83 reviewed publications.



ii. Performance

Gender focal points

UNEP has reinvigorated its Gender Focal Points, aligning them with new Terms of References (ToRs) to underscore their vital role in the effective execution of the Gender Policy and Strategy. The revised ToR delineates their responsibilities, which includes reviewing project documents and/or publications on how well gender has been integrated depending on their interest and capacity. Their capacity has also been built to enable them to review publications.

They are also expected to be the first line contact for colleagues in their respective offices who need support with gender integration in project documents and publications before they are submitted to the respective review committees for their formal review. The Gender Focal Points will also be trained on gender mainstreaming in other areas of work like organizational culture and the prevention of sexual harassment and abuse as UNEP has a zero-tolerance policy.

iii. Challenges, opportunities, lessons learned and changes made

Addressing gender in evaluations

During 2023, when reviews of 28 project evaluations were undertaken (compared to 16 in 2022), only 43 per cent met requirements in accounting for and addressing gender equality and women's empowerment considerations. The reviews assess the extent to which the evaluation reports meet the gender-related UN Evaluation Group Norms and Standards and demonstrate effective use of the [UNEG Guidance on integrating human rights and gender equality](#) during all phases of the evaluation. This is far lower than 2022 when 75 per cent of all evaluations met requirements. Going forward, while UNEP's evaluation tools have been strengthened to integrate gender in evaluations, it is now about getting evaluators to understand that it is not just about compliance but about thinking beyond that.

Gender tagging in projects

In 2023, the Integrated Planning, Management, and Reporting (IPMR) solution was introduced in UNEP, which offers an opportunity to tag gender, so budgets and expenditure on gender interventions and results can be tracked at the outcome level. This will help to establish a benchmark for the next few years in line with directions from the UN Secretary-General.

Gender policy & strategy implementation evaluation follow up

In 2023, an independent evaluation was conducted to assess the implementation of UNEP's Gender Policy and Strategy from 2014 to 2020. Based on the evaluation recommendations, a "Gender High-Level Task Force," consisting of senior managers, chaired by the Deputy Executive Director, was set up in 2023 to oversee the development of the new Gender Policy and Strategy, as well as the associated Capacity-Building Plan for 2024-2025. Furthermore, the Gender Focal Points network within UNEP offices has been revitalized and strengthened (see para on Gender Focal Points).

Empowering women to build climate-resilient livelihoods

The impacts of climate change, environmental degradation and disasters are unequally felt across the Asia-Pacific region. Women and marginalized groups have less access to information, resources, finance, and technologies, leaving them with greater challenges in coping and rebuilding after a crisis. UN Women, UNEP, and Sweden, represented by SIDA, have renewed their commitment in 2023 to building women's resilience to disasters and climate change in the Asia-Pacific region.

With the support of [EmPower](#), a collaboration between UNEP and UN Women to help women establish economic livelihood projects that use renewable energy, 473 women in Bangladesh, Cambodia and Viet Nam built climate-resilient livelihoods, creating a model that is ready to be scaled up. Over 50 women-focused organizations were empowered to influence decision-making on climate change, renewable energy, and disaster risk reduction, including 11 key policies integrating gender equality adopted across the three project countries and the region.

With support from UNEP and [UN-Habitat's Go Blue project](#), many local women in the Kenyan coast started businesses which aim to build sustainable coral reefs fisheries by strengthening the role of women in the management of marine areas. Launched in 2020, the initiative provided women with startup capital and trained them on how to buy mature fish, which helps to maintain fish stocks and keep the coral reefs of Kenya's coast thriving. This project provides women economic opportunities and protects the biodiversity of the Kenyan coast.

D. Management and Programme Oversight

i. Evaluation

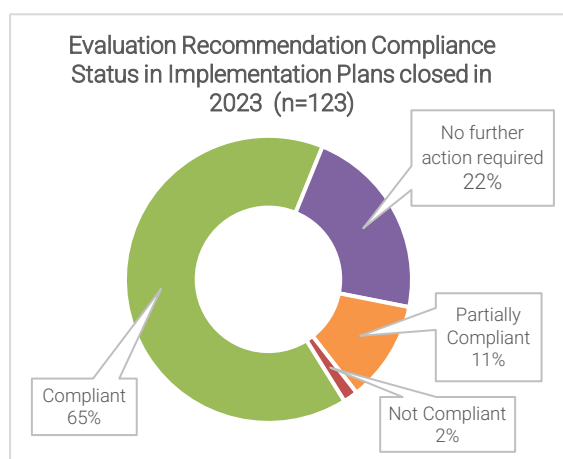
a. Key results

A trusted partner: In 2023, the Evaluation Office was the subject of a positive independent performance assessment conducted by the OIOS. The Evaluation Office was also highlighted as a source of knowledge and experienced advice by the Business Transformation and Accountability Division of the UN Secretariat. Positive external assessments of Office over the years have demonstrated the independence and credibility of the function and bolstered the confidence that the organisation can place in its findings.

27 independent evaluations: During 2023, the Evaluation Office completed 27 independent evaluations that are available through UNEP's online document repository. Evaluation work also included:

- [Evaluation](#) of the implementation of the Partnership for Action on Green Economy (PAGE) interagency programme Operational Strategy 2016 – 2020.
- Initiation and data collection for the Climate Action sub-programme evaluation.

Evaluation champion: The Director of the UNEP Evaluation Office was featured as an 'Evaluation Champion' in the UN Secretariat and the influence of UNEP's evaluations featured in an article published in the OIOS newsletter [Evaluation Insights](#).



b. Performance

The PoW performance indicators relating to evaluation work include:

- The percentage of evaluations that record a performance rating of 'Satisfactory' or better. For 2023, 69% of the projects evaluated attained an overall performance rating of 'Satisfactory' or 'Highly Satisfactory'.
- The percentage of accepted evaluation recommendations closed as 'Compliant' within the timeframes defined in the evaluation recommendation implementation plan. For 2023 a total of 123 recommendations that reached their completion timeframe: 2 (2%) were closed as not compliant, 14 (11%) were closed as partially compliant, no further action was required for 27 recommendations (22%) and 80 recommendations (65%) were closed as compliant. This reflects a positive trend in UNEP's compliance to evaluation recommendations.

ii. Audit

a. Key results

Internal audit coordination and collaboration tools: The Operations and Risk Management (ORM) Unit, as a key driver of the audit process, has developed audit process flows, including a repository and automated tracking tool to support audit coordination, facilitate collaboration across the organization, and monitor the implementation of audit recommendations.

Joint Inspection Unit (JIU): The Operations and Risk Management (ORM) Unit reviewed the prior year's JIU recommendations for the period 2018 to 2023 and provided implementation updates in the centralized repository. In addition, a strengthened JIU coordination and response process was implemented.

b. Performance

During 2023, UNEP enhanced its coordination of audit, oversight, and inspection processes, including the implementation of recommendations by the following oversight bodies:

- External audits by the Board of Auditors (BOA).
- Regular internal audits by the UN Office of Internal Oversight (OIOS).
- Joint Inspection Unit (JIU) reports on various topics.

Through rigorous follow-up on open recommendations, UNEP made significant strides in 2023, achieving an OIOS implementation rate of 88 per cent and a BOA implementation rate of 42 per cent. It is noteworthy that no critical recommendations from OIOS or BOA were made during the 2023 audits, and all open recommendations have been assessed by OIOS and BOA to be under implementation.

c. Opportunities

The results of various internal and external audits in 2023, as well as outcomes of UNEP risk assessments, identified opportunities to strengthen management and oversight - through close monitoring of Key Performance Indicators (KPIs), the Management Dashboard, and more in-depth assessments of key drivers - in several operating areas of the Organization, such as the delegation of authority, coordination between Divisions and Multilateral Environmental Agreements (MEAs) and monitoring of internal controls.

iii. Risk management

a. Key results

Risk management UMOJA tool: UNEP has been one of the pilot entities trained to use the new UMOJA Enterprise Risk Management (ERM) tool. UNEP's risk register has been incorporated into the new online tool.

Risk management awareness: After completing capacity-building efforts, the first cohort of 21 ERM focal points established their risk registers through risk assessments and validation processes, resulting in the identification of 46 risks across divisions, regional offices and MEAs.

b. Key developments

The established Risk Management tool in UMOJA was instrumental in the rollout of the full [ERM Framework](#). It allows for increased risk-based decision-making through enhanced oversight across the different risk areas and more efficient collaboration between senior management and business risk owners. The UN Secretariat has announced further capacity-building efforts to ensure full compliance with the UMOJA app.

An essential element of the appliance is the full integration of all internal controls as identified for UN Secretariat entities. Through a rigorous assessment process across the UNEP risk register, all identified internal controls for each of the risks are now aligned with the Secretariat wide-risk register, and updates to the risk scoring have been completed, resulting in more accurate quantification and comparison of risks.

Under the UN Secretariat internal control framework, UNEP completed the internal control self-assessment questionnaire to evaluate the effectiveness and compliance of all key controls. Efforts to monitor and assess the internal controls as part of the Statement on Internal Control exercise intensified throughout the year, resulting in better overall scores for the 2023 cycle.

iv. Quarterly Business Review (QBR)

The QBR reports were introduced in 2021 as a tool to provide UNEP's Senior Management Team (SMT) with a snapshot of organizational health on 16 KPIs by 17 Divisions and Regional Offices. These KPIs include project performance, funds utilization, management of donor and implementing partner agreements, human resources management, air travel compliance and compliance with BoA and OIOS audit recommendations.

The QBR reports build upon monthly Programme Delivery Reports delivered to each of UNEP's 17 Divisions and Regional Offices and their consideration by the SMT provides the space for organization-wide sharing of challenges, opportunities, good practices and lessons learned towards improving overall organizational management.

During 2023, the QBR transitioned from extracting project implementation data from the now defunct Programme Information and Management System (PIMS) of UNEP to the Integrated Planning, Management and Reporting (IPMR) solution of the United Nations, allowing for the possibility of standardization of information across the UN system.

To further the QBR's responsiveness to the monitoring needs of the SMT, an organization-wide reflection session was conducted in 2023, the findings of which culminated in a series of actions to be undertaken over 2024, including the development of QBR dashboards and the establishment of Working Groups to improve QBR processes, including project reporting KPIs.

v. Environment and Social Safeguards

a. Key results

Addressing concerns: Two concerns raised by stakeholders over UNEP projects during 2022-2023 were quickly and effectively addressed after proactive consultations with stakeholders, leading to satisfactory resolutions.



UNEP ESS Project Site Visit, Tanzania (UNEP/PPD)

Public disclosure: UNEP publicly discloses projects and their safeguards information on its [Open Data](#) portal, with 84 per cent of UNEP projects on the portal having safeguard-related information available to the public.

b. Performance

To enhance the skills of project managers in managing safeguard risks effectively during project execution, UNEP conducted a training session for 57 project managers on assessing, developing, monitoring and reporting on management plans and preventing and addressing grievance cases. The training's relevance and effectiveness received a high rating of 4.6 out of 5.

There was a notable increase in the number of moderate-risk projects reviewed during 2023, with consensus between project submissions and reviewers on the indicated risk levels for 77.7 per cent of the screened projects. This underscores a profound improvement in understanding and identifying risk during the project preparation phase.

Factors that may have contributed to the increased percentage of moderate risk projects include: higher percentage of GEF, GCF, and IKI projects reviewed in 2023; increased budget sizes of the projects reviewed; and greater proportion of country-level (operational) projects relative to normative projects.

Regarding the integration of Environmental and Social Safeguards into project implementation, 92.6 per cent of moderate-risk projects reviewed included safeguard-related management plans in their project preparations. The 2022-2023 biennium witnessed improvements in the disclosure of safeguard related management and action plans to the public.

c. Challenges, opportunities, lessons learned and changes made

To evaluate the due-diligence and effectiveness of safeguards risk management and reporting, UNEP analysed the monitoring of safeguards, gender integration, and local stakeholder engagement in 46 Implementation Reports (PIRs) of moderate-risk projects. The findings highlighted that project managers are not fully implementing recommendations from the Safeguard Risk Identification Framework (SRIF) and Gender Marker, introduced during project planning.

It was also found essential to improve grievance mechanisms and deepen stakeholder involvement, especially with vulnerable and marginalized groups. The analysis also identified a gap in adhering to identified safeguard risks during the implementation phase. The insights and lessons drawn from this analysis will guide UNEP's efforts to improve safeguard risk management capabilities throughout 2024-2025, aiming for continual enhancement.

E. A trusted partner

i. Global Environment Facility (GEF)

a. Key results

Expanding reach with the new BBNJ and GBFF: The GEF 7th Assembly reaffirmed UNEP's key position within the GEF partnership, marked the launch of the new Global Biodiversity Framework Fund ([GBFF](#)), and expanded GEF's ocean support under the United Nations Biodiversity of Areas Beyond National Jurisdiction (BBNJ) Treaty. The GEF Council adopted [BBNJ guidance \(GEF/C.66/07\)](#) for enabling activities and ratification support, with significant funds (approximately US\$29 million) earmarked for early ratification. UNEP will continue to play a key role together with FAO and UNDP in facilitating and supporting countries to implement enabling activities.



Pulling in blue swimming crab in a designated refuge in the Gulf of Thailand where stakeholders have agreed not to use unsustainable fishing methods (UNEP/Jack Hewson, Artan Jama)

Mobilising additional critical resources towards combatting the three planetary environmental crises:

UNEP continued its role as a leading implementer of GEF programming, with approximately 15 per cent of GEF-8 resources (US\$351 million) allocated to UNEP-led initiatives by the end of 2023. The year's approvals bring UNEP's active GEF portfolio to 415 projects in delivery or under development, for a total value of US\$1.85 billion, a significant vote of confidence in both UNEP's ability to deliver and the ongoing desire of Member States to work with UNEP as their preferred partner in tackling national, regional, and global environmental challenges.

Leading integrated programmes (IPs): UNEP has been selected to lead four of the eleven GEF-8 IPs including the Circular Solutions to Plastic Pollution IP, the Congo Basin IP (under the Amazon, Congo, and Critical Forest Biomes IP), the Elimination of Hazardous Chemicals from Supply Chains IP and the Net-Zero Nature-Positive Accelerator IP. These programmes will mobilize over US\$200 million in critical environmental resources to back action on biodiversity, climate change and pollution, directly

benefiting 34 Member States. UNEP is set to develop 41 individual projects under the IPs, further showcasing UNEP's role in convening and driving action on global environmental priorities and reinforcing its position as a GEF Agency of choice for UNEP's country partners.



In Togo, under the UNEP-GEF supported e-mobility Programme, a shift to e-motorbikes yields benefits for both owners and the planet (*UNEP/Artan Jama*)

b. Key developments

2023 marked a year of significant achievements, with a total of 45 GEF projects approved to address pressing environmental challenges around the globe. Additionally, in 2023, the GEF Council gave the green light to 35 concepts under the GEF-8 Integrated Programs for onward development by UNEP. Additionally, 12 standalone concepts were approved, bringing the total number of concepts approved from the GEF-8 replenishment to 47. Together, UNEP's 2023 approvals are expected to deliver strategic global environmental benefits in multiple realms.

Nature action

The Nature Action subprogramme successfully mobilized approximately US\$80 million for 29 new projects, with 22 focusing on national efforts. These projects strategically target pressing environmental concerns globally, fostering sustainable development in diverse regions. Initiatives in Africa aim to conserve biodiversity and manage land sustainably in regions like the Lake Tanganyika basin and the Mbuluzi River Basin of Eswatini, alongside efforts to protect arid regions in Mauritania.

Similarly, in Asia Pacific, projects prioritize biosafety measures in India and promote sustainable tourism and agriculture in Niue, integrating environmental considerations into development planning for a balanced approach to economic growth and environmental protection. In Latin America and the Caribbean, support extends to developing legal frameworks for accessing genetic resources in Venezuela and enhancing land management in Grenada, emphasizing effective governance and resilience-building measures against environmental challenges. UNEP's GEF projects approved in 2023 are expected to contribute towards the improved

management of over one million hectares of terrestrial protected areas.

Climate action

The Climate Action subprogramme mobilized approximately US\$65 million for ten projects aimed at mitigating and adapting to climate change across various regions. In Africa, efforts in Madagascar and Burundi focus on transitioning to electric mobility, while in Tanzania UNEP's work will support enhanced climate transparency and governance. In the Asia Pacific, work will be initiated towards supporting vulnerable communities to adapt to climate change impacts and enabling sustainable land management in Timor-Leste and Tuvalu.



Through a GEF funded UNEP project, farmland in Dolakha is being levelled to retain moisture and nutrients and protecting livelihoods from the Nepalese monsoon season (*UNEP/Artan Jama*)

In Latin America and the Caribbean, projects in Brazil and St. Kitts and Nevis target rapid decarbonization of the energy sector and strengthened national transparency systems, promoting renewable energy and enhancing climate governance. Additionally, global projects such as the umbrella programme for preparation of national communications and biennial transparency reports to the UNFCCC demonstrate support for countries worldwide in meeting their climate reporting obligations and advancing global climate action. UNEP GEF projects approved in 2023 are expected to help mitigate over 21 million metric tons of greenhouse gas emissions (CO₂e).

Chemicals and pollution action

The Chemicals and Pollution Action subprogramme mobilized around US\$38 million of GEF resources via six approved projects to address pollution and chemical management challenges globally. At the global level, efforts focus on enhancing chemical management practices through coordination, knowledge management and outreach. In Africa, support is provided for sustainable development in the artisanal and small-scale gold mining sector, emphasizing safer practices in Côte d'Ivoire and Zambia.

Regionally, a project targets Small Island Developing States (SIDS) in the Atlantic region, promoting sustainable alternatives to chemical usage. Globally, other projects aim to strengthen investment for the adoption of sustainable management practices for

agrochemicals and agri-plastics in Africa and Latin America. UNEP GEF projects approved in 2023 are expected to remove or dispose of 157 metric tons of Persistent Organic Pollutants, together with 1,000 metric tons of toxic mercury reduced.

ii. Green Climate Fund (GCF)

“GCF recognizes the importance of mangrove conservation and restoration, and we have seen crosscutting impacts from our investments in mangroves, resulting in the protection of local ecosystems and communities. GCF is proud to partner with Dominica, Mozambique and UNEP on initiatives that will save mangroves, increase the resilience of vulnerable communities, and improve their health, wellbeing, and livelihoods”.

Hong Paterson, Chief Financial Officer and Chief Operating Officer, GCF

a. Key results

Continued portfolio growth: The GCF continues to entrust its resources to UNEP as a trusted partner for project delivery. In October 2023, a US\$19 million project for Tanzania and two project preparation funding proposals for Mozambique and the Dominican Republic were approved.

Ecosystem-based adaptation (EbA) in Gambia: The large-scale EbA project in the Gambia has delivered remarkable results restoring 34,000 hectares of forests, woodlands, savannas, mangroves and agricultural land, more than 50 per cent of the original target (15,788 hectares); approval of 68 EbA plans, protocols and associated by-laws for Community Forests and Community Protection Areas against a target of 53; 2,321 jobs created against an original target of 332 jobs; and integration of EbA and climate change into 12 policies and strategies against a target of four. Additionally, UNEP has delivered transformations in planning and managing land and water use, ecosystem services, and natural-resource-based value chains that have benefitted 5.2 million beneficiaries including women and girls, most vulnerable people and communities.

b. Key developments

UNEP revised its Strategy on engagement with the GCF in line with the UNEP medium term strategy 2022-2025 and [GCF's Updated Strategic Plan \(USP-2\) for 2024-2027](#) with the aim of leveraging its partnership with the GCF to support Member States to respond to the three planetary environmental crises. In October 2023, GCF successfully launched its 2nd replenishment for GCF-2 reaching a record funding level of US\$12.8 billion in pledges by 31 December 2023. The 2nd replenishment provides UNEP with an opportunity to increase its

programming ambition and access to GCF funding in line with UNEP's upgrade to medium-sized projects with budgets up to US\$250 million per project.



UNEP GCF accreditation upgrade signing ceremony, July 2023 (UNEP/GCF CO)

Through the Climate Technology Centre and Network (CTCN), UNEP continues to engage with the GCF to actualise the requirement for UNFCCC's Financial Mechanism (GCF) and its Technology Mechanism (CTCN) to work closely together. The CTCN programme of work for 2023-2027 has identified two enablers for climate action, namely supporting national systems of innovation and digital transformation that will form the new programming priorities. To date, the CTCN-GCF portfolio is implementing 13 projects with a combined value of US\$4.6 million supporting 23 Member States in activities targeted at implementation of NDCs, Technology Needs Assessment (TNAs), Technology Action Plans (TAPs), energy efficiency solutions, policy and regulatory support, scaling of climate resilient investments, and strengthened flood and drought management through science-based information.

iii. Private-sector partnerships

The Global Chemicals and Global Biodiversity Frameworks highlight the role of the private sector in addressing the three planetary environmental crises. Likewise, business sees the environment as a risk and is under pressure to act. UNEP is increasingly partnering with business to transform markets, sectors, and systems, with a focus on sector wide initiatives, working with high ambition groups, and working more systemically around issues.

Through private sector engagement, UNEP can have access to data, innovations, best practices and technologies that contribute to its normative and scientific work, as well as its engagement with Member States. For instance, operating under UNEP's stewardship and backed by a consortium of partners involved in over 1,500 activities across 155 countries, the CTCN facilitates technology solutions capacity building, and advisory services on policy and legal frameworks, to promote the transfer of environmentally sound technologies crucial for low-carbon and climate-resilient development.

5

A worthwhile investment

UNEP has been a leading advocate for the environment and a trusted partner for over 50 years, providing [science-based advice](#) to policymakers and decision-makers to support action on environmental challenges. [UNEP – Your Partner For People and Planet](#), presents an overview of UNEP – its mission, vision, [strategy](#) and action for tackling the three planetary environmental crises. It presents environmental highlights from the past five decades, shows how UNEP works in partnerships, and explains why it is crucial that [funding](#) provided to UNEP keeps pace with the growing expectations placed on the organization to deliver results in support of people and planet.

A. Budget performance

i. Introduction

UNEP's projected overall budget for the biennium 2022-2023 was US\$873.0 million. This comprised the UN Regular Budget - including the UN Scientific Committee on the Effects of Atomic Radiation ([UNSCEAR](#)) and UN Account allocations - the Environment Fund, Earmarked funds, Global funds and Programme Support Cost Fund. The actuals for the year 2022-2023 as at 31 December 2023 were:

- Total income US\$1,354.7 million³⁹ including multi-year contributions (applied against future years)⁴⁰
- Total expenditure US\$969.1 million.
- Total available resources US\$1,341.8 million.

ii. Financial resources

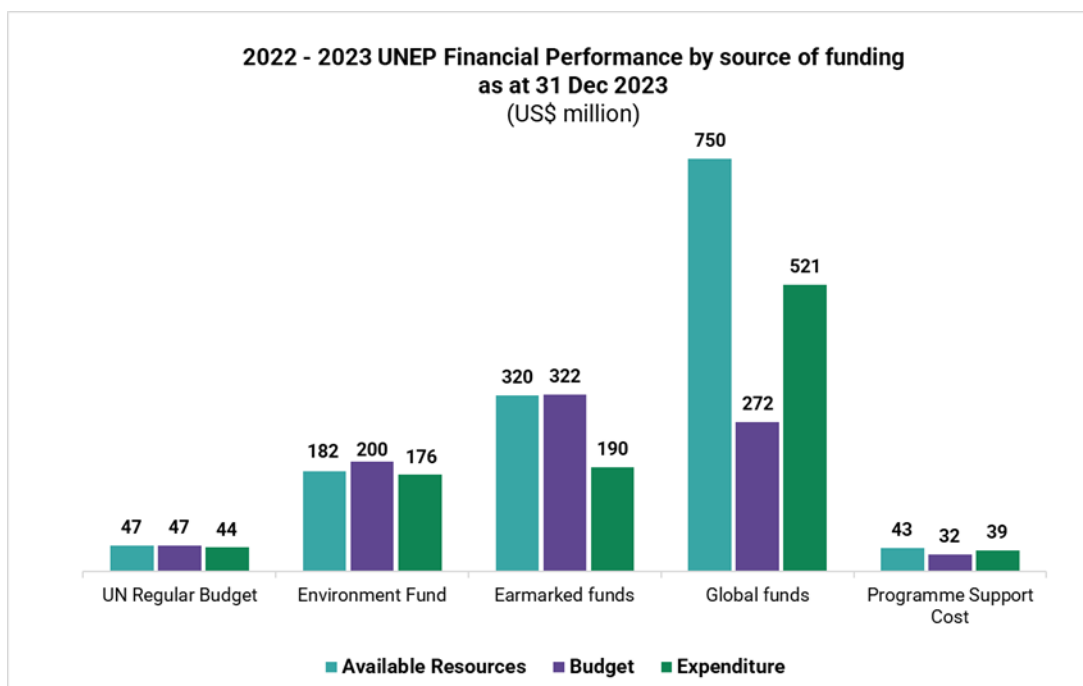
Financial resources constitute funding from the Regular Budget, the Environment Fund, Global funds and Earmarked funds. The available resources for the Regular Budget, the Environment Fund and Programme Support Cost fund are annual while the Global funds and Earmarked funds, being multi-year funds, include unspent balances brought forward from previous periods.

The budgets indicate financial resources approved by governing bodies across all subprogrammes⁴¹ (thematic, foundational, enabling) and components (Executive Direction and Management, Policymaking Organs, Programme Management and Support) as per the Programme of Work and Budget (PoW) 2022-2023. The expenditures reflect commitments and actual disbursements in 2022 - 2023 in line with the available resources for the period.

Overall available resources, consisting of unused budgets from the prior and current year, totalled US\$1,341.8 million across all funding sources against which expenditures of US\$969.1 million were recorded. The budget approved for 2022 - 2023 in the PoW was US\$873.0 million. Available resources provide amounts available for budgeting in the financial period and are higher than the approved budgets for Earmarked funds and Global funds due to multi-year funds being rolled forward from previous periods. In the case of the Environment Fund, considering the unused cash balances brought forward from previous years and expected collections for 2022-2023, a US\$182 million budget envelope was approved by the Executive Director.

iii. Overview of income

The revenue generated during the reported period exceeded the projected budget largely due to the receipt of multi-year funding and the financial regulation policies on revenue recognition. Earmarked funds accounted for 43 per cent of the total income received, with substantial contributions from various funding partners including governments, the European Commission, foundations/NGOs, the private sector, the Multilateral Fund (Montreal Protocol), and other United Nations organizations. Global funds contributed 41 per cent, from the Global Environment Facility (GEF) and the Green Climate Fund (GCF). United Nations Regular Budget and un-earmarked voluntary contributions to the Environment Fund contributed 16 per cent of the total revenue received.

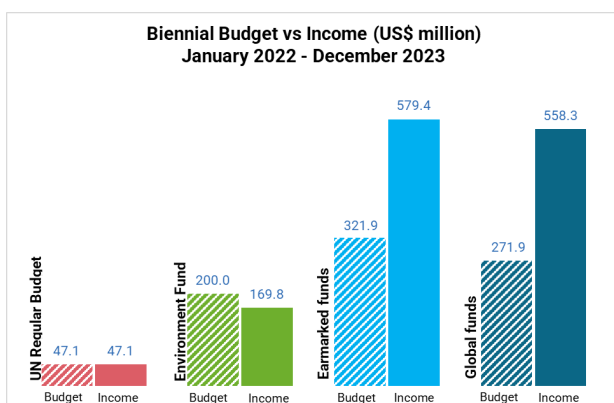


iv. Core contributions

The Environment Fund and the UN Regular Budget jointly form UNEP's core funding that support the delivery of the mandate and the approved programmes of work of the organization. The core funding gives UNEP the flexibility to implement the programme as agreed by the Member States and to strategically respond to emerging challenges.

UNEP to address the three planetary environmental crises, and to ensure that scientific evidence on the state of the global environment influences government policy and drives global action. The funding from the Environment Fund is the precondition for UNEP to deliver on its mandate and programme as agreed to by the Member States.

The Environment Fund pays for strategic direction, critical resources for programme delivery, robust oversight and accountability, and supports UNEP's convening power in bringing together governments, the private sector and civil society to advance the global environmental agenda, for example through the UN Environment Assembly.



a. United Nations Regular Budget

The United Nations Regular Budget provided US\$47.1 million to UNEP for the period 2022 - 2023 and constituted 3 per cent of the total income. It covers substantive support for the governing bodies and coordination of environmental programmes in the United Nations system. It also ensures effective cooperation with relevant global scientific and professional communities.

b. The Environment Fund

The Environment Fund is UNEP's main source of flexible, un-earmarked funds. Its funding is critical for

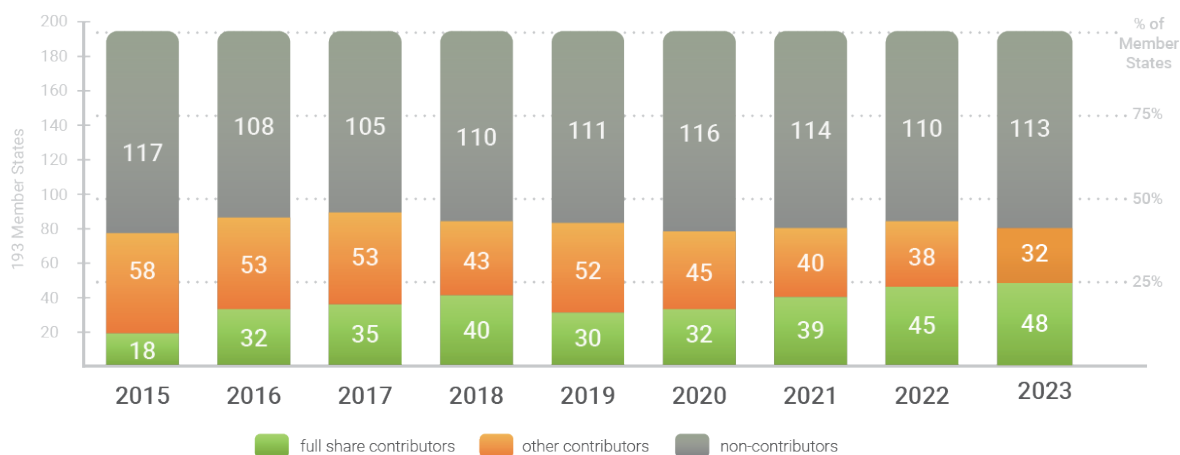
For the biennium 2022-2023, contributions received to the Environment Fund amounted to US\$169.8 million out of an approved budget of US\$200 million, which accounts for 13 per cent of UNEP's total income, representing an 11 per cent increase from the previous biennium. In terms of number of Member States (MSs), 80 MSs (41 per cent) contributed to the Environment Fund in 2023 and 83 MSs (4 per cent) in 2022. This is a four per cent increase in the average number of MSs contributing compared to the previous biennium.

There are additional positive trends regarding the Environment Fund in recent years - as both total income and the number of contributing Member States have increased. In 2015, US\$77.9 million was received from 76 MSs out of which 18 contributed their full share as established by the voluntary indicative scale of contributions (VISCO). In 2023, US\$88.9 million was received from 80 MSs, out of which 48 provided their full share of the budget.

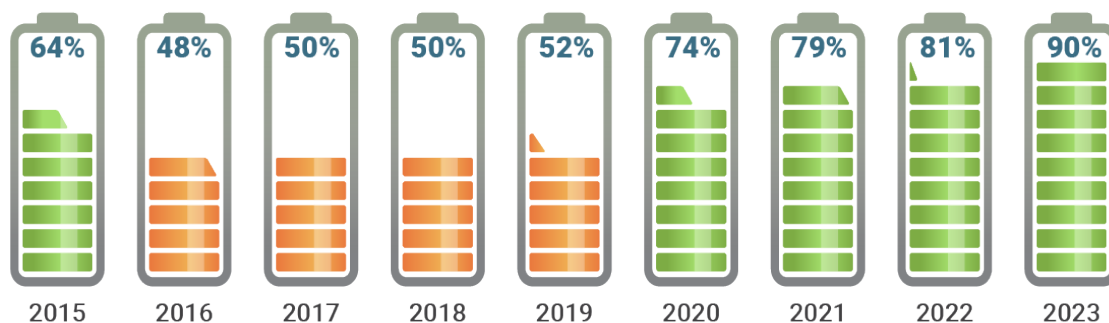
Furthermore, income in terms of percentage of budget has increased to 90 per cent in 2023 from 64 per cent in 2015. In terms of predictability of funding from the 193 Member States over the past decade,

about 20 per cent (41MSs) contributed every year, 55% contributed at some point (32MSs 7-9 times, 28MSs 4-6 times, 44MSs 1-3 times) while 25% did not contribute at all.

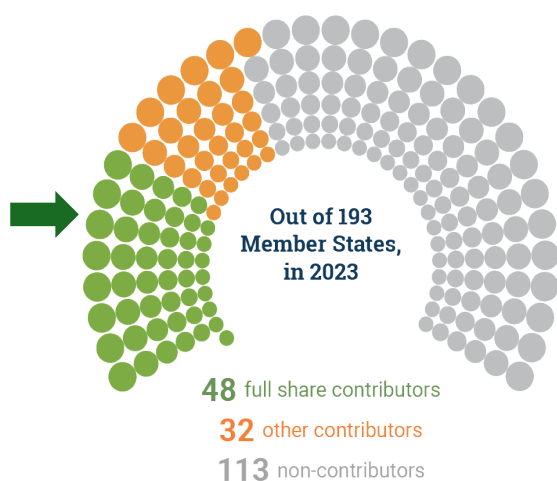
Number of contributing Member States to the Environment Fund for years 2015 to 2023
(*as at 31 Dec of respective year)



Environment Fund income as percentage of budget in years 2015 to 2023
(*income as at 31 Dec of respective year)



Environment Fund (2023)


















UNEP is appreciative of the additional stability and predictability provided by multi-year agreements/pledges from Austria, Belgium, Canada, Denmark, Monaco, Netherlands, Norway, and South Africa, which amounted to a total of US\$51.4 million or 30 per cent of the Environment Fund's income. This funding is instrumental in bridging the significant funding gap and helps to support the organization's initiatives towards achieving its objectives.

v. Earmarked contributions

a. Earmarked funds
















Earmarked contributions are funds provided by the funding partners that are either *softly earmarked* for a specific theme or sub-programme, or *tightly earmarked* at project and/ or country level. The main purpose of earmarked contributions is to enable expansion and replication of results of the core work of UNEP, including building capacity in more countries and with more partners.

**Top 15 Contributors to the Environment Fund
(January 2022 to December 2023)**

Member States	US\$*
 Norway	19.4
 Netherlands	18.6
 Germany	16.0
 USA	15.2
 France	15.1
 Denmark	13.7
 Sweden	10.1
 United Kingdom	9.0
 Belgium	8.4
 Switzerland	8.0
 Italy	5.9
 Canada	5.3
 Finland	5.0
 Japan	3.0
 Spain	2.9

*in US\$ millions

**Top 15 Contributors to Earmarked Funds
(January 2022 to December 2023)**

Funding partners	US\$*
 Germany	118.6
 UN bodies	70.6
 European Commission	49.3
 UNEP Finance Initiative	45.2
 Foundations/NGOs	39.7
 Sweden	38.0
 United States of America	31.0
 Norway	26.0
 Multilateral Fund (Montreal Protocol)	22.6
 United Kingdom	21.3
 Canada	16.9
 Japan	15.9
 Switzerland	14.6
 Denmark	11.2
 Belgium	7.4

*in US\$ millions

In 2022-2023, earmarked funds received (including multi-year contributions to be applied against future years) amounted to 180 per cent of the biennial budget. This was 56 per cent more than the previous biennium. Earmarked funds were provided by Governments (60 per cent), United Nations organizations (12 per cent), the European Commission (9 per cent), the UNEP Finance Initiative (8 per cent), foundations and NGOs (7 per cent), the Multilateral Fund (Montreal Protocol) (4 per cent), and the private sector (0.3 per cent).

Where possible, UNEP urges Member States to consider *soft earmarking* to increase flexibility for programming and efficiency in programme implementation. To encourage this shift, three *Thematic Funds* (Climate Stability Fund, Living in Harmony with Nature Fund, Towards a Pollution-Free Planet Fund) were launched in 2022 to address the three planetary environmental crises. So far, they have attracted funding from Belgium, Finland, Norway and the Philippines, bringing US\$22.7 million in contributions as at 31 December 2023. This amount, together with a contribution from Sweden at the sub-programme level, constituted 6 per cent of the total earmarked funding in 2022-2023.

c. Global funds

The funds provided by the Global Environment Facility (GEF) and the Green Climate Fund (GCF) are earmarked to specific programme and projects. GEF

totalled 92 per cent and GCF totalled 8 per cent of the global funds for the biennium 2022-2023.

vi. Funding partners

The success of UNEP depends on partners who champion and fund its mission. UNEP is grateful to all partners that provide financial support. Every contribution matters.

UNEP recognizes and is grateful to the continued support of the top-15 Member States who provided 92 per cent of the income to the Environment Fund and to the top-15 funding partners who were instrumental in providing 91 per cent of the total earmarked income. Their significant contributions have been vital in ensuring UNEP's ability to deliver on its priorities and support Member States in achieving their environmental goals.

UNEP thanks all 98 Member States that contributed in 2022-2023 to the Environment Fund and extends a deep appreciation to the 60 who led by example and provided funding at or above the level of their full share of the budget as established by the voluntary indicative scale of contributions (VISC).

vii. Expenditure analysis

Total expenditure as at 31 December 2023 was US\$969.1 million, against available resources of US\$1,341.8 million from all UNEP funding sources.

**Member States that contributed their full share of Environment Fund as represented by the
VISC (January 2022–December 2023)**

Albania	Georgia	Mozambique
Angola	Guinea	Myanmar
Antigua and Barbuda	Guyana	Netherlands(Kingdom of the)
Armenia	Iceland	New Zealand
Barbados	Ireland	Norway
Belarus	Italy	Panama
Belgium	Jamaica	Peru
Belize	Jordan	Saint Lucia
Bhutan	Kenya	San Marino
Bosnia and Herzegovina	Latvia	Serbia
Botswana	Liechtenstein	Seychelles
Bulgaria	Lithuania	Slovenia
Canada	Luxembourg	Sri Lanka
Cyprus	Maldives	Sweden
Denmark	Malta	Switzerland
Dominican Republic	Mauritius	Tajikistan
Eritrea	Micronesia (Federated States of)	the United Republic of Tanzania
Fiji	Monaco	Timor-Leste
Finland	Montenegro	United Kingdom
France	Morocco	Uruguay

a. Regular Budget

The approved appropriation by the General Assembly for 2022-2023 was US\$47.1 million, comprising US\$43.9 million from the Regular Budget and US\$ 3.2 million from the UN Development Account. As at 31 December 2023, UNEP's total expenditure was US\$43.9 million.

b. Environment Fund

The authorized budget for 2022-2023 was US\$200 million. The approved allocation was US\$182 million based on projected income. The total use of the funds as at 31 December 2023 was US\$176 million towards the core delivery of the PoW.

c. Programme Support Costs

The authorized budget for 2022-2023 was US\$32 million, with allocation of US\$43.2 million based on previous years' program support cost earned from earmarked funds. The expenditure as at 31 December 2023 was US\$38.8 million.

d. Earmarked funds

The earmarked funds continue to make up the largest part of the UNEP budget. These contributions prioritize core activities that could be implemented

over multiple years. As such, the available resources include the allocations issued in 2022-2023 as well as unused balances of previous years. The approved budget for 2022-2023 was US\$321.9 million with available resources as at 31 December 2023 amounting to US\$319.8 million. The total expenditure as at 31 December 2023 amounted to US\$189.7 million.

e. Global funds

The global funds comprise of the GEF and GCF with an authorized budget for 2022-2023 of US\$ 271.9 million. The available resources in 2022-2023 include balances from previous years and amounts to US\$749.7 million with expenditure level of US\$ 520.7 million as at 31 December 2023.

viii. Resource mobilization strategy

The [UNEP Resource Mobilisation Strategy](#) aims to adequately resource the [2022-2025 Medium-Term Strategy \(MTS\)](#) and the delivery of its programmes of work. It seeks to improve the health and sustainability of UNEP's finances by increasing the total income to meet approved budgets, by widening the funding base and attracting new funding partners, and by

improving the balance between core and earmarked funding.

The work on resource mobilization is underpinned by a strong focus on strategic [communication](#) and messaging on UNEP's mandate, mission, strengths and value added; on results achieved; on funding needs, challenges and opportunities; on providing public appreciation; and visibility to funding partners.

During this biennium, the strategic funding dialogue between the Member States and the Secretariat became an integral part of the annual subcommittee meetings of the Committee of Permanent Representatives. With overall purpose for the Member States and the Secretariat to jointly find solutions to UNEP's funding challenges, the first annual structured funding dialogue titled [Financial Outlook and Funding Challenges for UNEP](#) was held in October 2022. It resulted in a set of [recommendations](#) to guide the action both Member States and the Secretariat should take to increase UNEP resources. An update on progress made was presented in November 2023 as part of the second dialogue [Widening the Funding Base of UNEP](#).

The Secretariat also reached out to Member States at the regional level. As a result, the [Ministerial Declaration](#) from the 19th session of the African Ministerial Conference on the Environment ([AMCEN](#)) and the [Ministerial Declaration](#) of the 23rd [Ministerial Meeting](#) of the Forum of Ministers of Latin America and the Caribbean encouraged Member States to increase the funding for the Environment Fund, duly considering the VISC. The [fifth Forum of Ministers](#) and Environment Authorities in Asia Pacific addressed the funding concerns in [a side event](#) and panel discussion with Member States.

Regarding partnerships with multilateral partners, the long-term partnership between UNEP and the European Commission, which is aligned with the UNEP MTS and the [European Green Deal](#), continued delivering agreed programmatic work with financial support under the 5th framework agreement. Through the Green Climate Fund (GCF) partnership, UNEP has mobilized US\$275 million towards nature and climate action, thus directly contributing to the Programme of Work 2022–2023. In 2022-23, US\$42.5 million was mobilized.

For the Global Environment Facility (GEF) the year 2023 saw the largest work programme in the history of its collaboration. Totalling over US\$388 million (project grants, fees, preparation grants), this unprecedented tranche of submissions promises to significantly boost UNEP's partnership both with GEF and Member States, and to deliver at scale in its fight against the three planetary environmental crises in the context of full alignment between the UNEP MTS and the GEF-8 Programming Directions.

Furthermore, UNEP strengthened its strategy to engage with the private sector by refining its approach, emphasizing strategic partnerships aimed at accelerating the transition toward an inclusive green economy that champions sustainable production, consumption and investments. This involved intensified collaboration with a diverse array of stakeholders, including policymakers, civil society, scientists, academics, and the private sector, spanning 35 multi-stakeholder partnerships on a global scale. These partnerships are tailored to specific industries such as agriculture, chemicals, energy, extractives, plastics, and transport, thereby fostering targeted and impactful initiatives.

B. Human resources

i. Key results

Gender parity: UNEP has achieved and surpassed the gender parity targets at all levels in the Professional and above categories. As of 31 December 2023, the overall gender distribution was 62 per cent female and 38 per cent male. The female-to-male representation was 57 percent to 43 percent in the Professional category and 71 percent to 29 percent in the General Service category. UNEP continues to monitor gender ratios at all levels to maintain parity. UNEP is among the top ten entities within the UN Secretariat with the highest levels of female representation in the professional and above levels. UNEP is ranked third in the list of entities within the UN Secretariat with more than 100 international staff members with the highest levels of female representation in the professional and above levels.

Geographical diversity: In 2023, UNEP continued to enhance and strengthen its efforts on the implementation of a comprehensive four-point plan to improve regional geographical diversity. Within that context, 63 per cent of external selections corresponded to candidates from less represented geographical regions. Between January and December 2023, the total number of staff in the Professional and above categories from Africa (+9 per cent), Asia-Pacific (+6 per cent), Eastern Europe (+12 per cent), and Latin America and Caribbean (+2%) Groups increased, while the number of staff from the Western Europe and Others Group decreased (-2%). Furthermore, UNEP performed a total of 16 outreach events with more than 28,000 active participants, focused on positioning UNEP as an employer of choice among potential candidates from less represented geographical regions.

Young Talent Pipeline: In 2023, UNEP launched and completed the selections of the first cohort of the Young Talent Pipeline, a new initiative launched in 2023 in partnership with the UNV Programme aimed at increasing the regional geographical diversity of

UNEP with young talents from less represented geographical regions with the expectation they will be the environmental leaders of tomorrow. The first cohort of 12 young professionals includes applicants from Africa, Asia Pacific, Eastern Europe and Latin America and the Caribbean, who are expected to join UNEP in January 2024. Their areas of expertise include climate change, circular economy, geospatial information systems, ecosystems restoration, education and youth, gender and safeguards, and environmental rights.

Learning and development: UNEP successfully designed and implemented an enhanced Induction Program to improve the onboarding experience for new employees and ensure their seamless integration and assimilation. Additionally, a pilot coaching program was initiated to provide managers with additional knowledge and skills on people management. The positive outcome of this initiative resulted in its widespread adoption by senior management at UNEP.

As part of the 2023 UNEP Learning Plan, UNEP has established personalized learning plans for hiring

managers designed to ensure that they have the necessary tools and knowledge to promote diversity and inclusion within their teams in accordance with the [UN Quintet of Change](#). This includes understanding unconscious bias, fostering cultural competence, and implementing inclusive hiring practices. By prioritizing equity, inclusion, and a sense of belonging, UNEP aims to create a workplace where all employees feel valued and empowered to contribute their unique perspectives and talents.

ii. Overview

As of 31 December 2023, UNEP employed 1365 staff members comprising 1082 (79 per cent) in the Secretariat and 283 (21 per cent) in the MEAs and Conventions. Of the 1365 staff members, 832 (61 per cent) were in the Professional and higher categories, 10 (1 per cent) in the National Professional Officer category, and 523 (38 per cent) in the General Service category. The staff component at the P5 and above levels is 184 (13 per cent).

UNEP staff component 2023

UNEP Staff Component	USG	ASG	D-2	D-1	P-5	P-4	P-3	P-2	Total P+	Total NPO	Total GS	Total
Secretariat	1	2	6	42	94	230	212	79	666	10	406	1082
MEAs	0	0	4	6	29	50	45	32	166	0	117	283
Total	1	2	10	48	123	280	257	111	832	10	523	1365

UNEP staff component 2022

UNEP Staff Component	USG	ASG	D-2	D-1	P-5	P-4	P-3	P-2	Total P+	Total NPO	Total GS	Total
Secretariat	1	2	8	45	99	214	195	76	639	13	386	1038
MEAs	0	1	3	8	31	51	147	29	171	0	121	292
Total	1	3	11	53	130	265	242	105	810	13	507	1330

UNEP staff component 2021

UNEP Staff Component	USG	ASG	D-2	D-1	P-5	P-4	P-3	P-2	Total P+	Total NPO	Total GS	Total
Secretariat	1	2	7	41	101	207	181	73	613	8	380	1001
MEAs	0	1	4	7	32	47	47	30	168	0	120	288
Total	1	3	11	48	133	254	228	103	781	8	500	1289

iii. UNEP overall gender distribution

In 2023, UNEP gender parity targets were met and surpassed at certain levels within the Professional and above categories. As of 31 December 2023, the overall gender distribution in UNEP was 62 percent female and 38 percent male. The UNEP Secretariat employed 1082 staff, out of which 668 (62 per cent)

were female and 414 (38 per cent) male staff. The representation of women is 100 percent at the ASG level, 57 percent at the professional level, and 71 percent at the general service level. UNEP continually monitored to ensure gender parity was maintained within the set margins.

Gender Distribution 2023

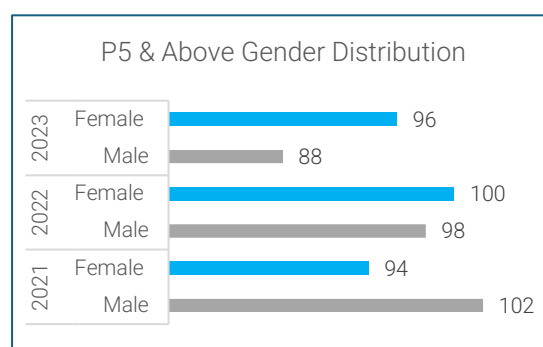
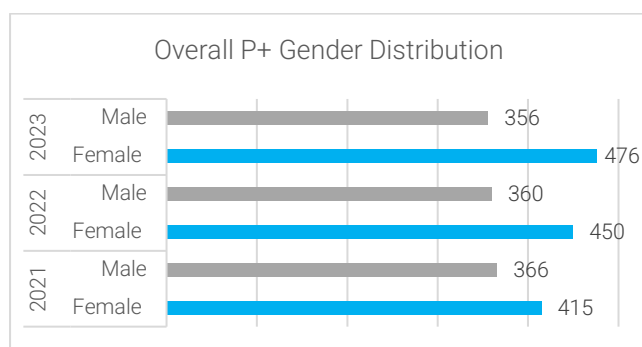
Gender	USG	ASG	D-2	D-1	P-5	P-4	P-3	P-2	Total P+	Total NPO	Total GS	Total
Female	1	2	7	28	58	143	160	77	476	4	373	853
Male	0	0	3	20	65	137	97	34	356	6	150	512
Total	1	2	10	48	123	280	257	111	832	10	523	1365
Female%	100%	100%	70%	58%	47%	51%	62%	69%	57%	40%	71%	62%
Male%	0%	0%	30%	42%	53%	49%	38%	31%	43%	60%	29%	38%

Gender Distribution 2022

Gender	USG	ASG	D-2	D-1	P-5	P-4	P-3	P-2	Total P+	Total NPO	Total GS	Total
Female	1	3	8	25	63	132	148	70	450	6	370	826
Male	0	0	3	28	67	133	94	35	360	7	137	504
Total	1	3	11	53	130	265	242	105	810	13	507	1330
Female%	100%	100%	73%	47%	48%	50%	61%	67%	56%	46%	73%	62%
Male%	0%	0%	27%	53%	52%	50%	39%	33%	44%	54%	27%	38%

Gender Distribution 2021

Gender	USG	ASG	D-2	D-1	P-5	P-4	P-3	P-2	Total P+	Total NPO	Total GS	Total
Female	1	3	7	24	59	122	136	63	415	3	367	785
Male	0	0	4	24	74	132	92	40	366	5	133	504
Total	1	3	11	48	133	254	228	103	781	8	500	1289
Female%	100%	100%	64%	50%	44%	48%	60%	61%	53%	38%	73%	61%
Male%	0%	0%	36%	50%	56%	52%	40%	39%	47%	63%	27%	39%



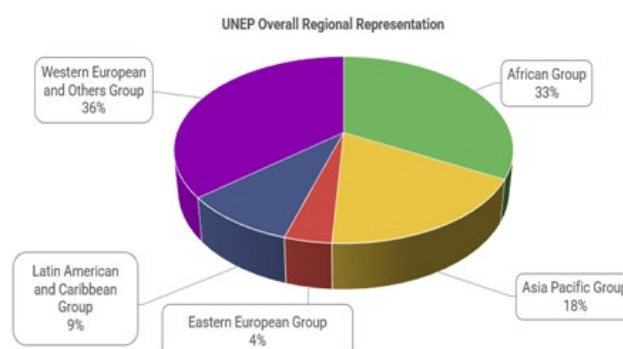
iv. Regional representation

a. Overall regional representation

By 31 December 2023, UNEP had hired employees from 130 countries in the Professional and above categories. This is an additional 10 countries as compared to 31 December 2022, which shows the organization's commitment to recruiting staff from a wider geographical base. UNEP continues to improve its regional representation of countries that are unrepresented and under-represented. The profile for 2023 is presented below:

Regional Representation of UNEP Staff – 2023

Region	Total
African Group	449
Asia Pacific Group	246
Eastern European Group	52
Latin American and Caribbean Group	126
Western European and Others Group	492
Total	1365



In its efforts to promote long-term geographical diversity, UNEP launched "The Young Talent Pipeline" to attract young, and skilled professionals through the UN Volunteer International Specialist modality. The first cohort of 12 selected specialists from various regions including Africa Group (Ghana, Malawi,

Uganda, Zambia, Zimbabwe), Asia Pacific Group (India), Eastern Europe Group (Albania, Poland, Russian Federation), and Latin America and Caribbean Group (El Salvador, Mexico) are expected to join UNEP in January 2024. Their areas of expertise include climate-induced loss and damage, green

buildings, circular economy, digital ecosystems interface, ecosystems restoration, nature-based solutions, education and youth, gender and safeguards, statistical analysis, geospatial information systems (GIS), environmental rights and minerals and metals.

b. Regional representation of Professional and above

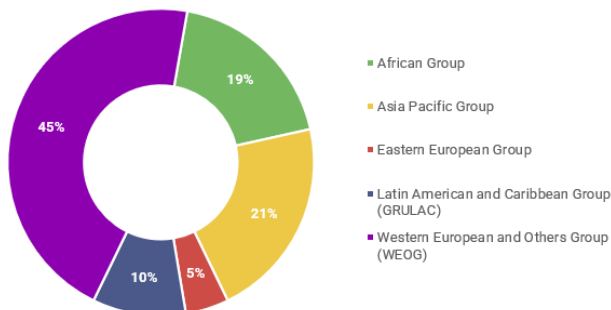
In 2023, the focus was to improve UNEP's staff numbers from the less represented regions. In the professional and above categories, 72 percent of external candidate selections were from less represented regional groups. Within that context, there was a 25 percent increase in staff selected from the Eastern Europe Group and eight percent increase in staff selected from the African Group.

increased by 6 percent, and the Latin America and Caribbean Group increased by 2 percent while that of staff from Western European and Others Group decreased by 2 percent).

Region	No. of Staff
African Group	156
Asia Pacific Group	177
Eastern European Group	38
Latin American and Caribbean Group	82
Western European and Others Group	379
Total	832

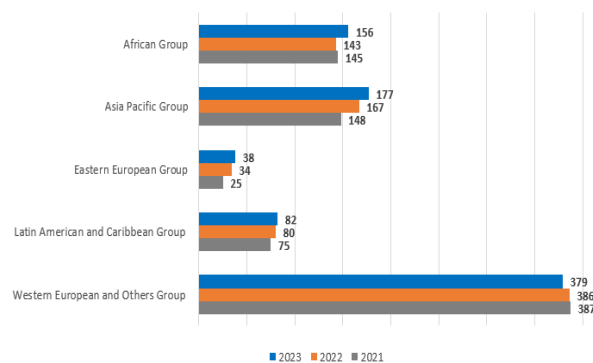
Regional Representation of Professional and Above staff

Overall Regional Representation - Professional Level and Above



There was an improvement in the staff compositions from less represented geographical regions in UNEP. In the Professional and above categories staff representation of countries from the Eastern European group increased by 12 percent, the African group increased by 9 percent, the Asia Pacific group

Regional Representation 2021-2023 Professional Level and Above

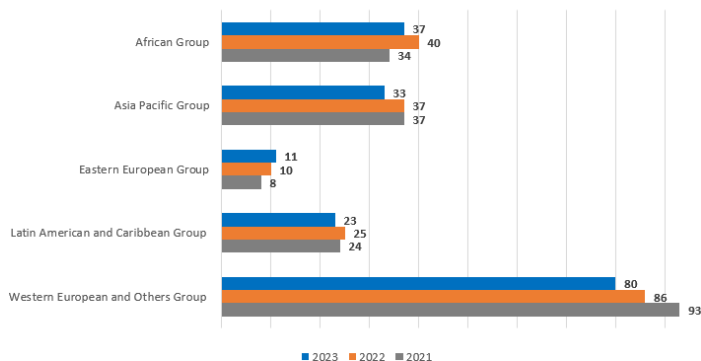


c. Regional representation of P5 staff and above

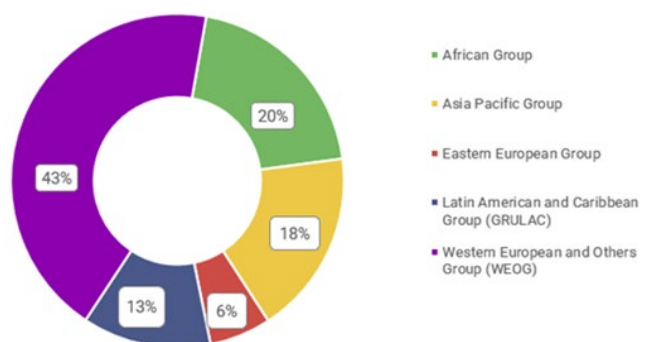
In 2023, at the P5 and above staff category there was a 10 percent increase in the representation of staff from the Eastern European Group and a 6 percent

increase in the African group. Asia Pacific Group decreased by 6 percent, and Latin America and the Caribbean remained the same. There was a 4 percent reduction in the Western European and Others Group.

Regional Representation 2021-2023 P5 and Above



Regional Representation - P5 and Above



Regional representation - P5 and above 2023

Region	No. of Staff
African Group	37
Asia Pacific Group	33
Eastern European Group	11
Latin American and Caribbean Group	23
Western European and Others Group	80
Total	184

v. Country representation

Country	G	NO	P+	Total
Kenya	274	2	58	334
France	26		45	71
Canada	34		32	66
Germany	10		43	53
UK*	11		38	49
USA*	3		40	43
Spain	2		31	33
China	4		27	31
Italy	4		27	31
India	1	2	25	28
Japan	3		23	26
Brazil	3		21	24
Thailand	19		3	22
Lebanon	11		10	21
Philippines	12		9	21
Finland			19	19
Netherlands	1		17	18
Greece	8		9	17
Panama	15	1	1	17
Switzerland	6		11	17
ROK*	1		14	15
South Africa			15	15
Sweden			14	14
Belgium	4		9	13
Australia			12	12
Austria	1		11	12
Russia*	5		7	12
Colombia			11	11
Uganda	2		9	11
Jamaica	10			10
Mexico	2		8	10
Cameroon	1		8	9
Ethiopia	2		7	9
Bangladesh	1		7	8
Pakistan	1		6	7
Poland	1		6	7
Denmark	1		5	6
Egypt			6	6
Kazakhstan	1		5	6
NZ*			6	6
Nigeria	2		4	6
Argentina	1		4	5
Fiji			5	5
Honduras	4		1	5

Country	G	NO	P+	Total
Indonesia		1	4	5
Jordan			5	5
Peru	1		4	5
Portugal			5	5
Saint Lucia			5	5
Syria*	2		3	5
Tanzania*		1	4	5
Bolivia	1		3	4
Georgia			4	4
Ireland	1		3	4
Mauritania			4	4
Nepal	1		3	4
Romania			4	4
Rwanda			4	4
T&T*			4	4
Türkiye			4	4
Ukraine	2		2	4
Uruguay	1		3	4
Venezuela*	1		3	4
Zambia	2		2	4
Bulgaria			3	3
Chile	1		2	3
Costa Rica			3	3
Côte d'Ivoire	3			3
Cuba			3	3
Ecuador			3	3
Iran*			3	3
Malawi			3	3
Mongolia			3	3
Morocco			3	3
Senegal	1		2	3
Sri Lanka	1		2	3
Uzbekistan	2		1	3
Viet Nam	1	1	1	3
Zimbabwe			3	3
Albania			2	2
Algeria			2	2
Azerbaijan	1		1	2
Belarus	1		1	2
Czechia			2	2
Eritrea	1		1	2
Gambia	1		1	2
Ghana			2	2
Iraq		1	1	2

Country	G	NO	P+	Total
Kyrgyzstan			2	2
Libya			2	2
Mauritius			2	2
Montenegro			2	2
Norway	1		1	2
Paraguay	1	1		2
Saudi Arabia			2	2
Serbia	1		1	2
Singapore			2	2
Tunisia			2	2
Turkmenistan	1		1	2
Yemen			2	2
Afghanistan	1			1
Bahrain	1			1
Barbados			1	1
Benin			1	1
Bhutan			1	1
Botswana			1	1
Burkina Faso			1	1
Cabo Verde			1	1
Djibouti			1	1
Estonia			1	1
Eswatini			1	1
Grenada			1	1
Guyana			1	1
Haiti	1			1
Hungary			1	1
Latvia			1	1
Lithuania	1			1
Luxembourg			1	1
Madagascar			1	1
Malaysia			1	1
Myanmar			1	1
Namibia			1	1
Niger			1	1
Moldova*	1			1
Samoa			1	1
Seychelles			1	1
Slovenia	1			1
Somalia			1	1
Sudan			1	1
Togo	1			1
Total	523	10	832	1365

* Full names of countries with asterisks: UK (United Kingdom of Great Britain and Northern Ireland), USA (United States of America), ROK (Republic of Korea), Russia (Russian Federation), NZ (New Zealand), Tanzania (United Republic of Tanzania), Bolivia (Plurinational State of Bolivia), Syria (Syrian Arab Republic), Venezuela (Bolivarian Republic of Venezuela), T&T (Trinidad and Tobago), Iran (Islamic Republic of Iran), Moldova (Republic of Moldova).

As of 31 December 2023, UNEP staff employed 1365 staff representing 130 countries. The 832 P+ staff represent 120 countries; 523 GS staff represent 66 countries while 10 NO staff represent 8 countries. The breakdown of each country's representation is shown above.

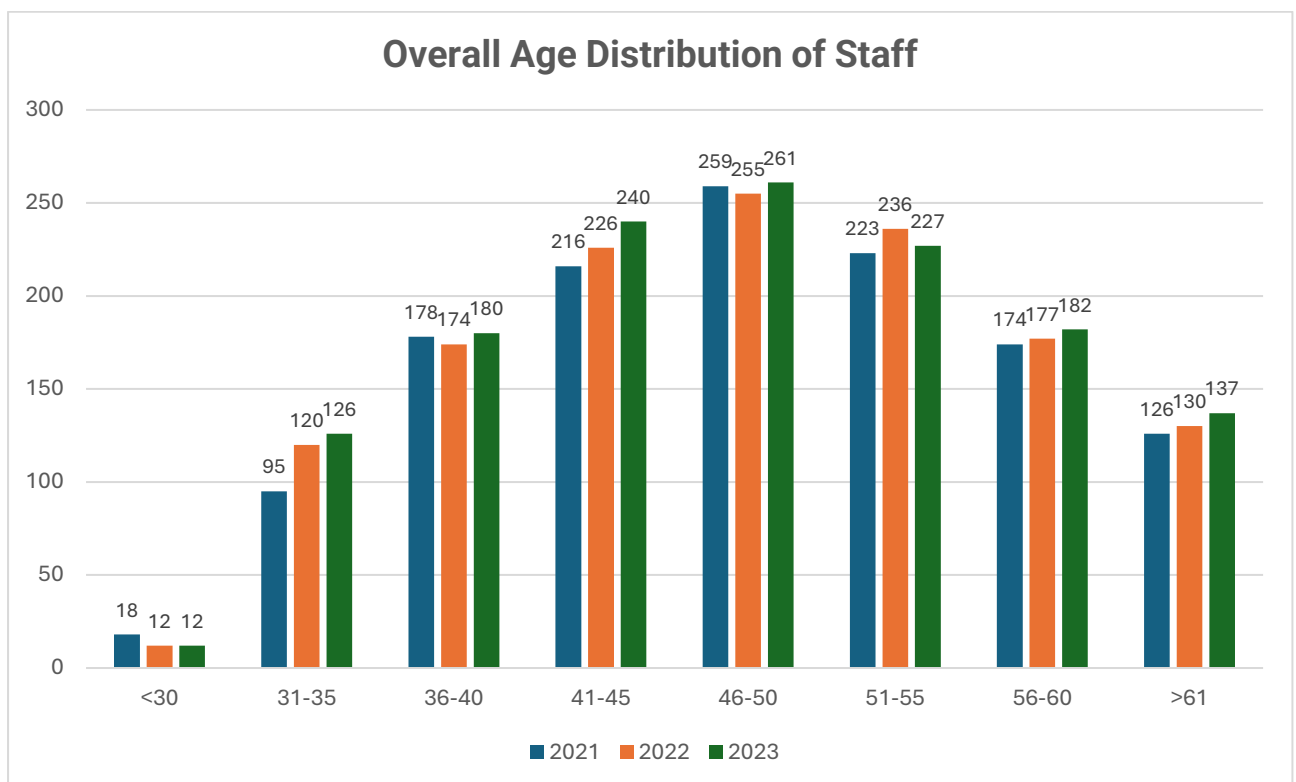
vi. Age distribution

As of 31 December 2023, UNEP staff in the 41 to 55 age group stands at 53 percent, and staff members in the age group 40 years and below remained at 23

percent. Staff members reaching the mandatory age of retirement in the next four years is 10 percent.

Overall Age distribution of staff - December 2021-2023

Age Category	2021 No. of Staff	2022 No. of Staff	2023 No. of Staff
<30	18	12	12
31-35	95	120	126
36-40	178	174	180
41-45	216	226	240
46-50	259	255	261
51-55	223	236	227
56-60	174	177	182
>61	126	130	137
Grand Total	1289	1330	1365



Annexes

Annex 1: Subprogramme indicator performance


Thematic Subprogrammes:

Climate Action Sub Programme

100% attained

60 to <100% partially attained

below 60% not attained



- QN (i):** Number of national, subnational and private sector actors that adopt climate change mitigation and/or adaptation and disaster risk reduction strategies and policies with UNEP support.
- QN (ii):** Amounts provided and mobilized in \$ per year in relation to the continued existing collective mobilization goal of the \$100 billion commitment through to 2025 with UNEP support.
- (a) United States dollars per year invested by countries or institutions for climate action.
 - (b) United States dollars of decarbonized assets.
- QN (iii):** Number of national, subnational and private sector actors reporting under the enhanced transparency arrangements of the Paris Agreement with UNEP support.

*QN: Quantitative Indicator

Nature Action Sub Programme



- QN (i):** Number of national or subnational entities that, with UNEP support, adopt integrated approaches to address environmental and social issues and/or tools for valuing, monitoring and sustainably managing biodiversity.
- QN (ii):** Number of financial, public- and private sector entities whose financial decisions and risk management frameworks take biodiversity and ecosystem services into consideration, and the increase in financial flows towards ecosystem management as a result of UNEP support.
- (a1)** Number of financial institutions that have a set of biodiversity targets for their impact.
 - (a2)** Number of public- and private-sector entities that consider biodiversity and ecosystem services in their financial decision-making and risk management frameworks.
 - (b1)** Increase in inclusive wealth of countries, and in particular natural capital, as a result of public and private investment in nature.
 - (b2)** United States dollars unlocked for investment in support of sustainable ecosystem management and/or restoration.
- QN (iii):** Number of countries and national, regional and subnational authorities and entities that incorporate, with UNEP support, biodiversity and ecosystem-based approaches into development and sectoral plans, policies and processes for the sustainable management and/or restoration of terrestrial, freshwater and marine areas.
- QN (iv):** Increase in territory of land- and seascapes that is under improved ecosystem conservation and restoration.

*QN: Quantitative Indicator


Chemicals and Pollutions Action Sub Programme



- QN (i):** Number of Governments that, with UNEP support, are developing or implementing policies, strategies, legislation or action plans that promote sound chemicals and waste management and/or the implementation of multilateral environmental agreements and the existing framework on chemicals and waste.
- QN (ii):** (ii) Number of Governments developing or implementing policies, strategies and mechanisms to prevent or reduce waste and ensure environmentally sound waste treatment or disposal, including in the context of disaster or conflict-related environmental emergencies, with UNEP support.
- QN (iii):** Number of policy, regulatory, financial and technical measures developed with UNEP support to reduce pollution in air, water, soil and the ocean.
- QN (iv):** Reduction in releases of pollutants to the environment achieved with UNEP support.

*QN: Quantitative Indicator


Foundational Subprogrammes: Science-Policy Sub Programme



- QN (i):** Number of countries and national, regional and subnational authorities that, as a result of UNEP support, have strengthened capacity to develop sound environmental data, statistics, scientific assessments and early warning systems.
- QN (ii):** Number of relevant global, regional and national forums, institutions and Governments using data, statistics, scientific assessments and early warning and foresight systems provided by UNEP for catalysing policymaking and action.
- QN (iii):** Number of United Nations agencies and multilateral environmental agreement secretariats using data and statistics on environmental trends and assessments identified through UNEP to catalyse policy recommendations.
- QN (iv):** Number of United Nations country teams using data and statistics on environmental trends and assessments identified through UNEP to catalyse policy recommendations.

*QN: Quantitative Indicator

Environmental Governance Sub Programme




- QN (i):** Number of countries supported by UNEP under the Montevideo Programme in developing and implementing environmental rule of law and related technical and institutional capacities to address internationally agreed environmental goals.
- QN (ii):** Number of international legal agreements or instruments advanced or developed with UNEP support to address emerging or internationally agreed environmental goals.
- QN (iii):** Number of plans, approaches, strategies, policies, action plans or budgeting processes of entities at the national, regional and global levels that include environmental goals as a result of UNEP support.
- QN (iv):** Number of entities at the national, regional or global levels that UNEP has supported in developing integrated approaches and tools for enhanced coordination, cooperation and synergies for the coherent implementation of MEAs.

*QN: Quantitative Indicator

Enabling Subprogrammes:

Finance and Economic Transformations Sub Programme

100% attained 60 to <100% partially attained below 60% not attained




- QN (i):** Number of economic, finance, industry and trade policies, practices, partnerships and initiatives put in place or implemented to enable just transitions.
- QN (ii):** Number of business alliances, principles, practices, standards or frameworks established or adopted with UNEP support to enhance environmental sustainability.
- QN (iii):** Number of consumer information tools and measures, educational approaches and advocacy and awareness-raising events and products that inform decision-making, choices and changes in behaviour towards enhanced environmental sustainability, developed with UNEP support.

*QN: Quantitative Indicator

Digital Transformations Sub Programme

100% attained 60 to <100% partially attained below 60% not attained



- QN (i):** Number of digital platforms deployed as a result of UNEP support for automatically monitoring global progress against climate, nature and chemicals and pollution targets to support transparency, predictive analytics and risk identification.
- QN (ii):** Number of business alliances, partnerships and networks leveraging environmental data and digital transformation approaches to incentivize environmental sustainability and a circular economy within financial markets.
- QN (iii):** Number of digital applications and engagement platforms created with UNEP support to support electronic governance and enhance public participation in environmental monitoring, consensus-building, decision-making and digital transformation linked to climate, nature and chemicals and pollution actions, including the reduction of environmental digital technology inequalities in impact chains, consumer behaviours and policymaking.

*QN: Quantitative Indicator

Annex II: Executive Direction Management, Policymaking Organs and Programme Management and Support

Outcome	Indicators	Unit of measure	Baseline Dec. 2021	Progress expected by December 2023	December 2023 actual (A: Attained; NA: Not Attained)
Executive Direction and Management					
Outcome 1: UNEP achieves coherent delivery and integrated implementation of environmental policies and priorities within the United Nations system through United Nations reform.	i) Uptake of environmental policy issues or approaches by United Nations entities emerging from UNEP policy advice and/or support	Percentage of United Nations country teams developing United Nations Sustainable Development Cooperation Frameworks that include environmental goals	30%	45%	39% ¹ (NA)
	ii) Number of regional issue-based coalitions that focus on environment-related themes or incorporate environmental perspectives into their work through the use of UNEP tools and support	Number of relevant regional issue-based coalitions	5	9 (Baseline +4)	9 ² (baseline + progress) (A)
	iii) Percentage of Governments in each region that rate UNEP support to countries as coherent and good quality	Percentage of Governments in each region that rate UNEP support to countries as coherent and of good quality	72%	94%	No result ³
Outcome 2: UNEP has promoted cooperation and coherence in the United Nations system in mainstreaming and delivering on the environmental dimensions of the 2030 Agenda through the United Nations Environment Management Group	i) Number of impact-oriented inter-agency partnerships or joint initiatives addressing integrated approaches related to climate change, nature, and pollution, as a result of UNEP support	Official policy documents, strategies, initiatives and plans of United Nations entities and international organizations or policy documents, strategies, initiatives, and plans emerging from intergovernmental forums at the global level.	36	46 (Baseline +10)	43 ⁴ (baseline + progress) (NA)
	ii) Number of entities reporting on mainstreaming and implementing the environmental dimensions of the 2030 Agenda, including under the	Entities reporting on mainstreaming and implementing the	0	25 (Baseline + 25)	0 (NA)

¹ 31 out of 80 UNSDCFs developed between 2022-2023 included environmental goals: Benin, Bhutan, Brazil, Burkina Faso, Burundi, Cape Verde, Chad, Chile, Costa Rica, Dominican Republic, Egypt, Eritrea, Gabon, India, Kenya, Kyrgyz Republic, Kuwait, Lebanon, Madagascar, Maldives, Mauritius, Moldova, Montenegro, Nepal, Niger, Nigeria, Papua New Guinea, Seychelles, South Sudan, Tajikistan, Zambia.

² IBC on Climate Change and Resilience (IBC-CCR); OIBC- 4: Fostering Climate Action and Resilience (Africa); IBC on Environment and Climate Change (Europe and Central Asia); IBC on Financing for Development (LAC).

³ Out of 193 Member States, only 14 (7.25%) responded to the survey. This does not constitute a representative sample size and has thus been excluded from the overall calculations for the report.

⁴ Agreement by the senior officials to extend the IMG on Biodiversity for an additional year to continue facilitating a coordinated approach to the implementation of the post-2020 GBF and the UN Common Approach to Biodiversity; Agreement by the senior officials to continue the Core Working Group on Plastic Pollution to consider contributions by the UN system to the multistakeholder engagement process of the Intergovernmental Negotiating Committee (INC) on plastic pollution; Agreement by the senior officials to extend the Consultative Process on a Pollution-Free Planet to develop a UN systemwide approach towards achieving the Implementation Plan Towards a Pollution-Free Planet including through thematic working groups as needed; Agreement to extend the Human Rights IMG mandate to continue its work to promote the integration of the human right to a healthy environment into the work of the UN; Endorsement of the governance structure for the consultative process on Environmental and Social Sustainability in the United Nations; Senior official decisions related to the IMG on Environmental Sustainability Management; Senior Officials decision to extend the consultative process to finalize the third edition of the SWFS report.

Outcome	Indicators	Unit of measure	Baseline Dec. 2021	Progress expected by December 2023	December 2023 actual (A: Attained; NA: Not Attained)
	System-Wide Framework of Strategies on the Environment	environmental dimensions of the 2030 agenda			
Outcome 3: UNEP has strengthened its transparency and accountability as a results-based organization and improved the sustainability of its operations.	i) Implementation of audit and investigation recommendations	Percentage of audit and investigation recommendations acted upon.	94%	75%	57% ⁵ (OIOS-Audit: 88% ⁶ ; BOA-Audit: 42% ⁷) (NA)
	ii) Evaluations providing a rating of "satisfactory" or higher for project performance	Number of quarterly business reviews implemented by the UNEP senior management team. ⁸	39%	50%	74% (A)
	iii) Implementation of accepted evaluation recommendations within the time frame defined in the implementation plan	Percentage of accepted evaluation recommendations closed as compliant within the time frame defined in the evaluation recommendation implementation plan. ⁹	86%	85%	65% (NA)
	iv) Reduction in annual greenhouse gas emissions from UNEP operation and travel by staff	Percentage reduction in greenhouse gas emissions per annum.	2019 Total emissions (11275 tCO ₂ eq) ¹⁰	2.7%	12% ¹¹ (A)
Outcome 4: UNEP has implemented the United Nations System-wide Action Plan on Gender Equality and the Empowerment of Women (UN-SWAP).	i) UNEP performance in terms of meeting or exceeding the UN-SWAP 2.0 indicators	Percentage of UN-SWAP 2.0 indicators met or exceeded.	82%	82%	94% ¹² (A)
	ii) UNEP performance in terms of meeting or exceeding the average UN-SWAP performance for the United Nations Secretariat and the overall United Nations System	Number of operative paragraphs implemented by the Secretariat and Member States. ¹³	UN Sec. 66% and overall UNS 63%	UNEP % is greater than UN Sec % & UN System %	UNEP 94% (UNS 70%; UN Sec. 73%) (A)
	iii) Degree of implementation of Environment Assembly resolution 4/17 on promoting gender equality and the human rights and	Number of UNEP projects assessed for gender equality impact. ¹⁴	70	150 (Baseline + 80)	178 (baseline + progress) (A)

⁵ Total number of OIOS and BOA audit recommendations open during the reporting period (31 December 2023 for OIOS; 31 December 2022 for BOA): 77. Total number of recommendations implemented: 44/77 (57%). No data reported for investigations recommendations.

⁶ OIOS-Audit: Of the 25 OIOS audit recommendations that were open (under implementation) during 2023, 22 (88%) had been closed as implemented by 31 December 2023.

⁷ BOA: Of the 52 BOA issued recommendations that were open during 2022, 22 were considered to be implemented by 31 July 2023 (A/78/5/Add.7).

⁸ The correct unit of measure and what is being reported on here is the % of projects evaluated during the reporting period that attained an overall performance rating of "satisfactory" or better.

⁹ In 2022, out of 100 closed evaluation recommendations, 63 were closed as compliant. In 2023, out of 124 closed evaluation recommendations, 81 were closed as compliant.

¹⁰ Data available for this indicator is mostly on reduction annual greenhouse gas emissions from air travel.

¹¹ Total emissions for 2023 was calculated based on: a) actual air travel GHG emissions in 2023; b) premises (office) emissions figures for 2022 (as 2023 premises emissions data was not available at time of report preparation).

¹² UNEP met or exceeded the requirements for 16 out of 17 UNEP SWAP indicators.

¹³ This unit of measure compares UNEP's performance in meeting or exceeding UN-SWAP 2.0 performance indicators relative to both the United Nations Secretariat and the overall United Nations system.

¹⁴ The unit of measure reports on the total number of projects in 2022-2023 assessed for gender equality impact. It makes no determination on the performance of these assessed projects on furthering gender equality.

Outcome	Indicators	Unit of measure	Baseline Dec. 2021	Progress expected by December 2023	December 2023 actual (A: Attained; NA: Not Attained)
	empowerment of women and girls in environmental governance				
Policy Making Organs¹⁵					
Outcome 1: The Environment Assembly attracts significant interest from key decision-makers and stakeholders.	i) Prominence of media reach (online, print and broadcast) and social media coverage on environmental issues during and following Environment Assembly sessions	Number of media mentions	10,000 (baseline from pre-2022 UNEA)	11,000 (expected for UNEA 5.2)	14,449 (actual for UNEA 5.2) (A)
	ii) Sustained engagement of Member States and United Nations representatives, in particular from the secretariats of multilateral environmental agreements, in the Environment Assembly	Number of representatives from Member States, United Nations entities and secretariats of multilateral environmental agreements attending the relevant Environment Assembly session	1038 (baseline from pre-2022 UNEA)	1,400 (expected for UNEA 5.2)	5212 (actual for UNEA 5.2) (A)
	iii) Enhanced engagement of major group and stakeholder representatives in the Environment Assembly	Number of representatives from civil society participating in the Environment Assembly	667 (baseline from pre-2022 UNEA)	770 (expected for UNEA 5.2)	744 (actual for UNEA 5.2) (A)
Outcome 2: The Environment Assembly sets the global environmental policy agenda for the upcoming years.	i) Percentage of surveyed UNEP partners in Governments and in the United Nations system that rate the Environment Assembly as useful in providing policy guidance on important global environmental issues	Percentage of positive responses in the Environment Assembly survey	94% (baseline from pre-2022 UNEA)	80% (expected for UNEA 5.2)	No result ¹⁶
Programme Management and Support					
Outcome 1: UNEP makes management decisions based on risk information.	i) Extent of adoption and implementation of the UNEP risk management framework	Number of UNEP organizational units that have implemented the framework.	1	14 (Baseline +13)	11 ¹⁷ (baseline + progress) (NA)
	ii) Extent to which an established risk management framework is used as a basis for management decisions in UNEP operations	Number of UNEP areas of operation covered. ¹⁸	9	13 (Baseline +4)	15 ¹⁹ (baseline + progress) (A)
Outcome 2:	i) UNEP programme implementation is governed by up-to-date UNEP-	Number of specific norms, guidelines and standard	0	5	9 ²⁰

¹⁵ Results reported under Policy Making Organs pertain to UNEA 5.2 (28 February – 2 March 2022).

¹⁶ Due to the low response rate to the survey relative to the total number of registered participants to UNEA 5.2 from Member States and UN system entities (<5%), the survey results were not included in 2022-23 performance.

¹⁷ These include: Regional Offices for Africa (ROA), Asia-Pacific (ROAP), Europe (ROE), West Asia (ROWA), New York Office (NYO) and the Programme and Policy Division (PPD).

¹⁸ Indicator measures the number of UNEP areas of operation on which management decisions have been informed by the risk management framework.

¹⁹ As per the [UNEP Enterprise Risk Management Guidelines](#) which maps the UN secretariat risk universe (see Appendix 2), the seven major risk areas are further constituted of 24 sub risks. Utilizing these sub-risk categorizations, 6 UNEP areas of operation were covered by the end of 2023: Planning (1.1), Human Resources (4.2), Information Resources and IT (4.4), Environmental Sustainability (4.5), Funding and Investments (5.1), Programme Delivery (7.2).

²⁰ Norms, guidelines, standards issued 2022-2023: UNEP Evaluation Policy; UNEP standard operation procedures for the establishment, management and closure of a trust fund; Next Normal Guidance; UNEP Protocol for Personal Use of Social Media; Guidelines on engagements with partners through consortium agreements and similar

Outcome	Indicators	Unit of measure	Baseline Dec. 2021	Progress expected by December 2023	December 2023 actual (A: Attained; NA: Not Attained)
Policies and standards are in place for oversight and management	specific norms, guidelines and standard operating procedures	operating procedures developed		(Baseline +5)	(baseline + progress) (A)
	ii) Integration of environmental and social safeguards into project implementation	Percentage of relevant projects that demonstrate the integration of environmental and social safeguards ²¹	61%	85%	93% ²² (A)
	iii) Integration of gender considerations into project implementation	Percentage of projects that demonstrate the integration of gender based on the gender marker coding system	95%	85%	90% ²³ (A)

arrangements; Guidelines on UNEP's engagement with the oil, gas & coal sectors; Guidance on Telecommuting within UNEP Duty Stations; Environmental Management System (EMS) Manual; UNEP Travel Dashboard; Guidance note on enterprise risk management and internal control.

²¹ The projects in UNEP that implement integration of environmental and safeguards standards are moderate risk projects which are projects that pose potential significant environmental and social risks on one or more of the 8 UNEP safeguards standards. Given this level of risk, it becomes imperative to develop a tailored management plan to effectively address or mitigate the associated intervention risks. Example of relevant management plan include Gender Action Plan, Stakeholder Engagement Plan, Environmental and Social Management Framework/Plan (ESMF/P), Climate and Risk Vulnerability Assessment (CRVA), Indigenous Peoples Plan (IPP), Cultural Heritage Management Plan (CHMP), and Biodiversity Action Plan (BAP), etc.

²² 44 out of 47 moderate risk projects reviewed during 2022-2023 showcased management plans to effectively address or mitigate the associated intervention risks. The pertinent project Safeguards Risk Identification Form (SRIFs) serves as the source of evidence for the data.

²³ 97 out of 108 projects reviewed during 2022-2023 had mainstreamed gender well.

Annex III: United Nations Environment Assembly outcomes

Resolutions and Decisions of the First to Fifth Sessions of the UN Environment Assembly

Fifth Session II of the UN Environment Assembly (UNEA 5.2)		
No.	Symbol	Title
Political Declaration		
1	UNEP/EA.SS.1/4	Political declaration of the special session of the United Nations Environment Assembly to commemorate the fiftieth anniversary of the establishment of the United Nations Environment Programme
Ministerial Declaration		
2	UNEP/EA.5/HLS.1	Ministerial declaration of the United Nations Environment Assembly at its fifth session: Strengthening actions for nature to achieve the Sustainable Development Goals
Resolutions		
3	UNEP/EA.5/Res.1	Animal welfare environment and sustainable development nexus
4	UNEP/EA.5/Res.2	Sustainable Nitrogen Management
5	UNEP/EA.5/Res.3	Future of Global Environment Outlook
6	UNEP/EA.5/Res.4	Sustainable Lake Management
7	UNEP/EA.5/Res.5	Nature-based Solutions for supporting sustainable development
8	UNEP/EA.5/Res.6	Biodiversity and Health
9	UNEP/EA.5/Res.7	Sound Management of Chemicals and Waste
10	UNEP/EA.5/Res.8	Science-Policy Panel to contribute further to the sound management of chemicals and waste and to prevent pollution
11	UNEP/EA.5/Res.9	Sustainable and Resilient Infrastructure
12	UNEP/EA.5/RES.10	Environmental dimension of a sustainable, resilient, and inclusive post COVID-19 recovery
13	UNEP/EA.5/Res.11	Enhancing Circular Economy as a contribution to achieving sustainable consumption and production
14	UNEP/EA.5/Res.12	Environmental aspects of minerals and metals management
15	UNEP/EA.5/Res.13	Due regard to the principle of equitable geographical distribution, in accordance with paragraph 3 of article 101 of the Charter of the United Nations
16	UNEP/EA.5/Res.14	End plastic pollution: Towards an international legally binding instrument

Fifth Session I of the UN Environment Assembly (UNEA 5.1)		
No.	Symbol	Title
Decisions		
1	Decision 5/1	Management of trust funds and earmarked contributions
2	Decision 5/2	Medium-term strategy for the period 2022–2025 and programme of work and budget for the biennium 2022–2023
3	Decision 5/3	Adjournment and resumption of the fifth session of the United Nations Environment Assembly
4	Decision 5/4	Provisional agenda, date and venue of the sixth session of the United Nations Environment Assembly.

Fourth Session of the UN Environment Assembly		
No.	Symbol	Title
Ministerial Declaration		
1	UNEP/EA.4/HLS 1	Ministerial declaration of the United Nations Environment Assembly at its fourth session
Resolutions		
2	UNEP/EA.4/RES.1	Innovative Pathways to Achieve Sustainable Consumption and Production
3	UNEP/EA.4/RES.2	Promoting sustainable practices and innovative solutions for curbing food loss and waste
4	UNEP/EA.4/RES.3	Sustainable Mobility
5	UNEP/EA.4/RES.4	Addressing environmental challenges through sustainable business practices
6	UNEP/EA.4/RES.5	Sustainable Infrastructure
7	UNEP/EA.4/RES.6	Marine Plastic Litter and Microplastics
8	UNEP/EA.4/RES.7	Environmentally Sound Management of Waste
9	UNEP/EA.4/RES.8	Sound Management of Chemicals and Waste

Fourth Session of the UN Environment Assembly		
10	UNEP/EA.4/RES.9	Addressing Single-use Plastic Products Pollution
11	UNEP/EA.4/RES.10	Innovation on biodiversity and land degradation
12	UNEP/EA.4/RES.11	Protection of the Marine Environment from Land-Based Activities
13	UNEP/EA.4/RES.12	Sustainable Management for global health of mangroves
14	UNEP/EA.4/RES.13	Sustainable coral reefs management
15	UNEP/EA.4/RES.14	Sustainable Nitrogen Management
16	UNEP/EA.4/RES.15	Innovations in sustainable rangelands and pastoralism
17	UNEP/EA.4/RES.16	Conservation and sustainable management of peatlands
18	UNEP/EA.4/RES.17	Promote gender equality, and the human rights and empowerment of women and girls in environmental governance
19	UNEP/EA.4/RES.18	Poverty Environment Nexus
20	UNEP/EA.4/RES.19	Mineral resource governance
21	UNEP/EA.4/RES.20	Fifth Programme for the Development and Periodic Review of Environmental Law (Montevideo V): Delivering for People and the Planet
22	UNEP/EA.4/RES.21	Implementation Plan "Towards a Pollution-Free Planet"
23	UNEP/EA.4/RES.22	Implementation and follow up of United Nations Environment Assembly Resolutions
24	UNEP/EA.4/RES.23	Keeping the World Environment under Review: Enhancing UNEP's Science Policy Interface and Endorsement of the Global Environment Outlook
Decisions		
25	Decision 4/1	Proposed programme of work and budget for 2020–2021
26	Decision 4/2	Provisional agenda, date and venue of the fifth session of the United Nations Environment Assembly
27	Decision 4/3	Management of Trust Funds and Earmarked Contributions

Third Session of the UN Environment Assembly		
No.	Symbol	Title
Ministerial Declaration		
1	UNEP/EA.3/HLS.1	Ministerial declaration of the United Nations Environment Assembly at its third session: Towards a pollution-free planet
Resolutions		
2	UNEP/EA.3/Res.1	Pollution mitigation and control in areas affected by armed conflict or terrorism
3	UNEP/EA.3/Res.2	Pollution Mitigation by Mainstreaming Biodiversity into Key Sectors
4	UNEP/EA.3/Res.3	Contributions of the United Nations Environment Assembly to the high-level political forum on sustainable development
5	UNEP/EA.3/Res.4	Environment and Health
6	UNEP/EA.3/Res.5	Investing in innovative environmental solutions for accelerating the implementation of the Sustainable Development Goals
7	UNEP/EA.3/Res.6	Managing soil pollution to achieve Sustainable Development
8	UNEP/EA.3/Res.7	Marine litter and microplastics
9	UNEP/EA.3/Res.8	Preventing and reducing air pollution to improve air quality globally
10	UNEP/EA.3/Res.9	Eliminating exposure to lead paint and promoting environmentally sound management of waste lead-acid batteries
11	UNEP/EA.3/Res.10	Addressing water pollution to protect and restore water-related ecosystems
12	UNEP/EA.3/Res.11	Implementation of paragraph 88 (a)–(h) of the outcome document of the United Nations Conference on Sustainable Development, entitled "The future we want"
Decisions		
13	3/1	Extension of the delivery date for the sixth Global Environment Outlook report
14	3/2	Provisional agenda, date and venue of the fourth session of the United Nations Environment Assembly
15	3/3	Management of trust funds and earmarked contributions

Second Session of the UN Environment Assembly		
No.	Symbol	Title
Resolutions		
1	UNEP/EA.2/Res.1	Amendments to the rules of procedure
2	UNEP/EA.2/Res.2	Role and functions of the regional forums of ministers of environment and environment authorities
3	UNEP/EA.2/Res.3	Investing in human capacity for sustainable development through environmental education and training

4	UNEP/EA.2/Res.4	Role, functions and modalities for UNEP implementation of the SAMOA Pathway as a means of facilitating achievement of the Sustainable Development Goals
5	UNEP/EA.2/Res.5	Delivering on the 2030 Agenda for Sustainable Development
6	UNEP/EA.2/Res.6	Supporting the Paris Agreement
7	UNEP/EA.2/Res.7	Sound management of chemicals and waste
8	UNEP/EA.2/Res.8	Sustainable consumption and production
9	UNEP/EA.2/Res.9	Prevention, reduction and reuse of food waste
10	UNEP/EA.2/Res.10	Oceans and seas
11	UNEP/EA.2/Res.11	Marine plastic litter and micro-plastics
12	UNEP/EA.2/Res.12	Sustainable coral reefs management
13	UNEP/EA.2/Res.13	Sustainable management of natural capital for sustainable development and poverty eradication
14	UNEP/EA.2/Res.14	Illegal trade in wildlife and wildlife products
15	UNEP/EA.2/Res.15	Protection of the environment in areas affected by armed conflict
16	UNEP/EA.2/Res.16	Mainstreaming of biodiversity for well-being
17	UNEP/EA.2/Res.17	Enhancing the work of UN Environment Programme in facilitating cooperation, collaboration and synergies among biodiversity- related conventions
18	UNEP/EA.2/Res.18	Relationship between UN Environment Programme and the multilateral environmental agreements for which it provides the secretariat
19	UNEP/EA.2/Res.19	Midterm review of the Programme for the Development and Periodic Review of Environment Law (Montevideo Programme IV)
20	UNEP/EA.2/Res.20	Proposed medium-term strategy for 2018-2021 and programme of work and budget for 2018-2019
21	UNEP/EA.2/Res.21	Sand and dust storms
22	UNEP/EA.2/Res.22	Review of the cycle of sessions of United Nations Environment Assembly of UN Environment Programme
23	UNEP/EA.2/Res.23	Management of trust funds and earmarked contributions
24	UNEP/EA.2/Res.24	Combating desertification, land degradation and drought and promoting sustainable pastoralism and rangelands
25	UNEP/EA.2/Res.25	Application of Principle 10 of the Rio Declaration on Environment and Development in the Latin America and Caribbean Region

First Session of the UN Environment Assembly		
No.	Symbol	Title
Resolutions		
1	1/1	Ministerial outcome document of the first session of the United Nations Environment Assembly of the United Nations Environment Programme
2	1/2	Amendments to the rules of procedure
3	1/3	Illegal trade in wildlife
4	1/4	Science-policy interface
5	1/5	Chemicals and waste
6	1/6	Marine plastic debris and microplastics
7	1/7	Strengthening the role of UNEP in promoting air quality
8	1/8	Ecosystem-based adaptation
9	1/9	Global Environment Monitoring System/Water Programme (GEMS/Water)
10	1/10	Different visions, approaches, models and tools to achieve environmental sustainability in the context of sustainable development and poverty eradication
11	1/11	Coordination across the UN system in the field of the environment, including the Environment Management Group
12	1/12	Relationship between UNEP and multilateral environmental agreements
13	1/13	Implementation of Principle 10 of the Rio Declaration on Environment and Development
14	1/14	Revised programme of work and budget for 2014-2015
15	1/15	Proposed programme of work and budget for 2016-2017
16	1/16	Management of trust funds and earmarked contributions
17	1/17	Amendments to Instrument for Establishment of the Restructured Global Environment Facility
Decisions		
18	1/1	Implementation of paragraph 88 of the outcome document of the United Nations Conference on Sustainable Development
19	1/2	Provisional agenda, date and venue of the second session of the United Nations Environment Assembly

¹ The results for two of the 21 indicators have not been counted in the performance ratings. For both indicators, the unit of measure corresponded to percentage of survey respondents and in both instances, less than 8% of the total survey population responded to the survey which does not constitute a representative sample size.

² Given the variances in the units of measure among non-sub-programme indicators (targets defined in terms of varying percentages or numbers) there is no category of partially attained for non-sub-programme indicators.

³ Argentina, Brazil, China, Costa Rica, India, Indonesia, Morocco, Rwanda, Sierra Leone.

⁴ Argentina, Kenya.

⁵ Colombia, India, Indonesia, Uganda.

⁶ Brazil, Canada, China, Finland, Iceland, Liberia, Norway, Republic of Korea, Sweden, UK, USA, Vietnam.

⁷ National Actors (48): Argentina (Argentinian Ministry of Environment and Sustainable Development; Government of Argentina), Brazil (Ministry of Environment; Ministry of Science, Technology and Innovation) Cambodia (Government of Cambodia), Canada (Environment and Climate Change Canada), China (Ministry of Ecology and Environment), Colombia (Ministry of Environment and Sustainable Development), Costa Rica (Ministry of Environment and Energy), Djibouti (Government of Djibouti), El Salvador (Ministry of Environment and Natural Resources), Eritrea (Government of Eritrea), Ethiopia (Government of Ethiopia), Finland (Ministry of Environment), Gambia (Ministry of Fisheries, Water Resources and National Assembly Matters; Ministry of Gender, Children, and Social Welfare; Ministry of Tourism and Culture), Iceland (Ministry of Environment, Energy and Climate), India (Ministry of Housing and Urban Affairs; National Institute of Urban Affairs; Pallishree and Panchayat Raj Institutions; State Environment, Climate Change and Forests Department, Govt. of Tamil Nadu), Indonesia (Ministry of National Development Planning; Peat and Mangrove Restoration Agency), Kenya (Ministry of Environment, Climate Change and Forestry), Lao PDR (Government of Lao PDR), Liberia (Environmental Protection Agency), Mauritius (Government of Mauritius), Myanmar (Government of Myanmar), Morocco (Ministry of Energy, Mines and Environment, Department of Environment), Nepal (Ministry of Forests and Environment), Norway (Government of Norway), Pakistan (Ministry of Climate Change and Environmental Coordination), Peru (Government of Peru), Republic of Korea (Government of ROK), Rwanda (Ministry of Infrastructure; Rwanda Environmental Management Authority), Sierra Leone (Ministry of Finance), Somalia (Government of Somalia), South Sudan (Government of South Sudan), Sudan (Government of Sudan), Sweden (Ministry of the Environment), Uganda (Government of Uganda; Ministry of Water and Environment), UK (Department for Business, Energy & Industrial Strategy;

Department for Energy Security & Net Zero), USA (White House Office of Domestic Climate Policy) and Viet Nam (Government of Viet Nam).

⁸ Sub-national actors (24): China (Chengdu, Chongqing and Ningbo Municipal People's Governments); Costa Rica (Municipal Councils of Alajuelita, Belen, Buenos Aires. Cañas, Corredores, La Cruz, Los Chiles, Matina, Montes de Oro, Naranjo, Nicoya, Osa, Parrita, Pococi, Puntarenas, Siquirres, Talamanca, Turrialba, Upala), Rwanda (City Administration of Kigali), Sierra Leone (Freetown City Council).

⁹ Private sector actors (7): Brazilian Biodiversity Fund, China Center for Urban Development, Co-Operators, Greater Chennai Corporation, Nippon Life, Organization for Tropical Studies, Kenya Private Sector Alliance.

¹⁰ Brazil, Central African Republic, Democratic Republic of the Congo, Ecuador, Kazakhstan, Luxembourg, Mali, Moldova, Mongolia, Netherlands, Niger, Poland, Saint Kitts and Nevis, Somalia, South Africa, Spain, Suriname, Sweden.

¹¹ African Risk Capacity Limited (ARC Ltd), Ageas, BNP Paribas Cardiff, Crédit Agricole Assurances, Gothaer Group, Groupama, HUK-COBURG Versicherungsgruppe, Industriens Pension, Intesa Sanpaolo Vita Group, Legal & General, LVM Insurance, M&G plc, MAIF, Nippon Life Initiatives, Novartis Pension Fund, Old Mutual, P+, Sammelstiftung Vita, Societe Generale Assurance, Sparkassen-Versicherung Sachsen Lebensversicherung AG, Bavarian Chamber of Pensions, Unipol Group.

¹² Albania, Angola, Armenia, Azerbaijan, Bangladesh, Benin, Bosnia & Herzegovina, Botswana, Burkina Faso, Burundi, Cabo Verde, Cameroon, Central Africa Republic, Chad, Comoros, Cook Islands, Côte d'Ivoire, Democratic Republic of the Congo, Djibouti, Equatorial Guinea, Eritrea, Eswatini, Ethiopia, Federated States of Micronesia, Fiji, Gabon, Gambia, Georgia, Ghana, Guinea, Guinea Bissau, Kenya, Kiribati, Lesotho, Liberia, Madagascar, Malawi, Mali, Marshall Islands, Montenegro, Mozambique, Namibia, Nicaragua, Niger, Nigeria, Niue, North Macedonia, Palau, Qatar, Rwanda, Republic of Congo, Republic of Moldova, Sao Tome & Principe, Senegal, Serbia, Sierra Leone, Solomon Islands, South Africa, South Sudan, Sudan, Tanzania, Togo, Tonga, Türkiye, Tuvalu, Uganda, Vanuatu, Zambia, Zimbabwe.

¹³ Regreening Africa's agriculture; Growing forests in Africa's drylands: African farmers transforming food systems.

¹⁴ Acción Andina: Saving a global water and climate hotspot.

¹⁵ From Fires to Forests – Resilience in the Mediterranean.

¹⁶ Living Indus – Restoring a Cradle of Civilizations; Sri Lanka stopped planting mangroves and started growing them; Terai Arc Landscape: Reviving Asia's mega-fauna.

¹⁷ Antigua and Barbuda, Belize (Department of the Environment), Brazil (Ministry of Agrarian Development and Family Farming; Ministry of Development and Social Assistance; Ministry of Environment and Climate Change; Ministry of Labor and Employment; Municipality of Manaus; State of Rio Grande do Norte – Extremoz, Macaíba, Natal, Parnamirim,; State of Paraná – Cambé, Guarapuava, Londrina, Maringá, Sarandi; State of São Paulo - Mogi-Mirim, São Paulo, Suzano), Brunei, Canada (Parks Canada), Cambodia (Ministry of Environment), China (Chengdu City; Foreign Environmental Cooperation Center - Ministry of Ecology and Environment; Pu'er City; Sichuan Province; Taishun County; Yunnan Province - Department of Ecology and Environment; Zhejiang Province), Federated States of Micronesia, Fiji (Ministry of Environment), Gambia (Department of Wildlife & Parks), Ghana (Ministry of Environment, Science, Technology and Innovation), Guatemala (Ministry of Environment and Natural Resources), Haiti (Ministries of Environment and Agriculture), Honduras, Indonesia, Kiribati, Lao PDR, Malaysia, Marshall Islands, Myanmar, Mexico (National Commission of Natural Protected Areas), Palau, Philippines, Samoa, Senegal (Ministry of Environment and Sustainable Development), Singapore, Solomon Islands, Sudan (Khartoum State - Conflict and Environment Observatory), Thailand, Tonga, Trinidad and Tobago, Vanuatu, Vietnam (Vietnam Administration of Seas and Islands), USA (NOAA's National Marine Protected Areas Center).

¹⁸ ABP, Abrdn plc., Achmea, Achmea Investment Management, ACTIAM Cardano, Aegon UK, Aéma Groupe, Agriculture Capital, Akademiker Pension, Allianz France, AlphaFixe Capital Inc., Alternative Bank Switzerland, Amundi, Andera Partners, Andra AP-Fonden, AP2 (Andra AP-Fonden), AP3 (Third Swedish National Pension Fund), APG Asset Management, P7 (Sjunde AP-Fonden), APG Asset Management NV, APICIL Group, A.P.K. Furniture Parawood (Thailand), Arisaig Partners, Asia Pacific Parawood Co., Ltd. (Thailand), ASN Bank, ASR, ASR Nederland, Assenagon Asset Management, Astanor Ventures, Australian Council of Superannuation Investors, Australian Ethical Investment, Avesco Sustainable Finance AG, Aviva PLC, AXA Group, Ban Rai Chaiwat Garden (Thailand), Bâtirente, Bee Farm (Thailand), Beneva, Bèo Tầm (Vietnam), Big Picture Financial Planning Ltd., Biovert Protein Co. Ltd. (Thailand), Blue Horizon, BNP Paribas, Boston Common Asset Management, BPCE Assurances, Bpifrance, Caisse des Dépôts, CaixaBank SA, Candriam, Capital + SAFI SA, CDC Croissance, CDPQ, ClearSkies Investment Management, Climate Asset Management, Climate Resilient Africa Fund, Clover Alternative Fuels Co., Ltd., C. Niyom Company Limited. (Thailand), CNP Assurances, Colibri Catalyst, Common Interests, LLC, Công Ty Cp Ván Sàn Vasaco (Vietnam), Công Ty Liên Minh Xanh (Vietnam), Công Ty TNHH Pun Coffee (Vietnam), Công Ty TNHH

Thảo Quảng Trị (Vietnam), Coöperatie VGZ U.A., Credit Suisse Group AG, Cty TNHH Thảo Dược Tây Nguyên (Vietnam), Dalanka Forest Farm (Vietnam), Danica Pension, Danske Bank, Dasos Capital Oy, DBS Bank Limited, de Volksbank NV, Desjardins Global Asset Management, Desjardins Group, Desjardins Investments, Deutsche Kreditbank AG (DKB), Deutsche Oppenheim Family Office AG, Dnxx Hạnh Phúc Xanh (Vietnam), Domini Impact Investments LLC, Dorr Asset Management SEZC, East Capital Group, Eco-business Fund, Ecology Building Society, Ecofi Investissements, EFG Asset Management, Ekobanken medlemsbank, EnviroStrat Limited, EOS at Federated Hermes, ERAFP, Erste Asset Management GmbH, ESG-AM, Ethic Inc., Ethical Partner Funds Management, Etica Funds Responsible Investments, Evli PLC, Federal Finance Gestion, Federated Hermes Limited (FHL), Fidelity International, Finance in Motion, First Sentier Investors, Flexstone Partners, Folium Capital LLC, Folksam Group, Fondation, Future Food Fund, Future Super, GAM Investments, Generation Investment Management, Global Alpha Capital Management Ltd., Green Century, Groupe La Banque Postale, Handelsbanken Asset Management, Hawai'i Employees' Retirement System, Helios, Hellenic Hull Management, HSBC Asset Management, Htx Nông sản bản địa Nợng Piêu (Vietnam), Htx Tài Thịnh Phát Farm (Vietnam), Impax Asset Management PLC, Impression International (Thailand), ING, Intesa Sanpaolo, Ircantec, ISATIS Capital, ISGAM AG, TMO Ltd., Jaguar Legacy Fund GP Inc. James Hambro & Partners LLP, JGP Gestão de Crédito, Jupiter Asset Management, Karner Blue Capital LLC, KLP, KPA Pension, Krabi Wood, Industries Company Limited, La Banque Postale Asset Management, La Financière de l'Echiquier, avoforest (Thailand), Lazard Frères Gestion, La Française Group, L.Co - The Lucero Company (Vietnam), Le Regroupement pour la Responsabilité Sociale des Entreprises (RRSE), Legal & General Investment Management, LGT Private Banking, LocalTapiola Asset Management Ltd., Luzerner Kantonalbank, MAIF, Manulife Financial Corporation, Mediobanca S.p.A, Mirova, MUFG (Mitsubishi UFJ Financial Group), Mizuho Financial Group, Inc., Montpensier Finance, Mother's Farm (Vietnam), MS&AD Insurance Group Holdings, Inc., Music Securities, Mutual Pension Insurance Company Varma, National Bank Investments, Narathong Saw Mill Co., Ltd. (Thailand), Nareka (Vietnam), NaturAlly AG, NatureRe Capital AG, NEI Investments, NextEnergy Capital, NN Group, Nomura Asset Management, Nordis Capital, Oakham Wealth Management Ltd., Ocean 14 Capital, Ocean Assets Institute, OFI Asset Management, Olam Agri (Thailand), Oneida Nation Trust Enrollment Committee, OP Asset Management, Ossiam, Papapat Co., Ltd. (Thailand), Panel Plus (Thailand), PeaceNexus, Pensioenfond Metaal en Techniek, Pensioenfond Rail & Openbaar Vervoer, PensionDanmark, Pensionfund Metalektro (PME), PFA Pension, PGGM N.V., Phoenix Group, Pictet

Group, Piraeus Financial Holdings Group, PKA, Planet A Ventures, PRO BTP Finance, Rabobank, radicant bank ag., Raiffeisen Kapitalanlage-Gesellschaft m.b.H., Rathbone Greenbank Investments, Real Max Corporation Co., Ltd. (Thailand), Resona Asset Management Co Ltd., Responsible Commodities Facility, Responsible Investment Association Australasia, Restoration Factory Program, Rivage Investment SAS, River and Mercantile, Sage Advisory Services, Sanguanwong Industry Company Limited (Thailand), Santander, S.Chandee Interwood Company (1999) (Thailand), Schelcher Prince Gestion, Schroders, SCOR SE, Scotiabank, Scottish Association for Marine Science, SG 29 Haussmann, SEB Investment Management, SEKERBANK T.A.S, Shinhan Financial Group, Sienna Private Credit, Signature Agri Investments, Sincharoen Veneer And Plywood (Thailand), Sintropica Capital Natural, Skandinaviska Enskilda Banken (SEB), Sky Visual Imaging Venture Thailand, SLM Partners, Société Générale Assurances, Société Générale Private Wealth Management (SGPWM), SOMPO Holdings, Spiro Carbon Group, Stichting Pensioenfonds ABP, Stichting Pensioenfonds Rail & Openbaar Vervoer, STOA Infra & Energy, Storebrand Asset Management, SulAmérica Investimentos, SuMi TRUST Group, Sumitomo Mitsui Financial Group, Sumitomo Mitsui Trust Asset Management, Sustainable Agriculture (Thailand), Svenska Handelsbanken AB publ, Swedbank AB, Swedbank Robur Fonder AB, SWEN Capital Partners, Suan Mon Phattharaphon (Thailand), Sustainability Group of Loring, Wolcott & Coolidge, Swiss Life Asset Managers France, Teak Bcg Model & Sdg Roadmap (Thailand), Team ABC Ventures, Thai Green Biomass Company Limited, Thanawadee Farm (Thailand), Tokio Marine Holdings Inc., Tribe Impact Capital, Trinetra Investment Management LLP, Triodos Bank, Tuk Tuk Fruit Farm, UCA San Juan Rio Coco, UBP Asset Management, UBS, UniCredit, United Nations Joint Staff Pension Fund, Van Lanschot Kempen, Vancity Investment Management (VCIM), VBV-Vorsorgekasse AG, VEGA Investment Managers, Velliv, Viêt Minh (Vietnam), Vietnam Discovery Travel Jsc. (Vietnam), VP Capital, Woodwork Nat Tech Company Limited (Thailand), Wongphai Co., Ltd. (Thailand), Wells Fargo & Company, WESTPAC BANKING CORPORATION, WHEB Asset Management, Woori Financial Group, Xiphocafe (Vietnam), Yapı ve Kredi Bankası A.Ş., Zencap Asset Management.

¹⁹ Afghanistan, Albania, Algeria, Angola, Antigua and Barbuda, Argentina, Bangladesh, Barbados, Benin, Bhutan, Bosnia and Herzegovina, Brazil, Burkina Faso, Burundi, Cambodia, Cape Verde, Central African Republic, Chad, China, Comoros, Costa Rica, Croatia, Cyprus, Czech Republic, Democratic Republic of Congo, Djibouti, Dominica, Dominican Republic, Ecuador, Egypt, El Salvador, Equatorial Guinea, Eritrea, Ethiopia, France, Gambia, Ghana, Greece, Grenada, Guatemala, Guinea Bissau, Guyana, Haiti, Honduras, Hungary, India, Indonesia, Israel, Italy, Jordan, Kazakhstan, Kenya, Kiribati, Kyrgyzstan, Lao PDR, Lebanon, Libya, Lesotho, Liberia, Madagascar,

Malawi, Malaysia, Maldives, Mali, Malta, Marshall Islands, Mauritania, Mauritius, Monaco, Mongolia, Morocco, Mozambique, Myanmar, Nauru, Nepal, Nicaragua, Niger, Nigeria, Niue, Palau, Pakistan, Panama, Papua New Guinea, Paraguay, Philippines, Poland, Republic of Korea, Romania, Rwanda, Saint Lucia, Samoa, Sao Tome and Principe, Serbia, Senegal, Seychelles, Sierra Leone, Singapore, Slovakia, Slovenia, Spain, Solomon Islands, Somalia, South Africa, Sri Lanka, St. Kitts and Nevis, St. Vincent and the Grenadines, Sudan, Syrian Arab Republic, Tanzania, Thailand, Togo, Tonga, Tunisia, Turkiye, Tuvalu, Uganda, Ukraine, Vanuatu, Viet Nam, Zambia.
²⁰ Argentina (Ministry of Environment and Sustainable Development), Bahamas (Department of Environmental Planning and Protection), Brazil (Ministry of Citizenship), Burkina Faso (National Coordination of the Great Green Wall Initiative for the Sahara and the Sahel), Cameroon (Ministry of Environment, Nature Protection & Sustainable Development; Monts Bamboutos - Municipal Government of Babadjou, Batcham, Fongo-Tongo, Mbouda, Nkong-Zem, Santa; Monts Bana-Bangangté-Bangou - Municipal Government of Bana, Bangangté, Bangou), Caribbean Hotel & Tourism Association, China (Hubei Provincial Department of Forestry), Chile (Ministry of the Environment; Municipalities of Alhué, Calera de Tango, Cartagena, Casablanca, El Monte, Huechuraba, Isla de Maipo, Lampa, La Reina, Lo Barnechea, María Pinto, Maipú, Padre Hurtado, Paine, Peñaflores, Peñalolén, Pirque, Pudahuel, San Antonio, San Bernardo, San José de Maipo, Santo Domingo, Talagante, Tiltill, Quilicura, Quilpué, Vitacura), Democratic Republic of Congo (Ministry of Environment and Sustainable Development), Ethiopia (Environmental Protection Authority), European Union, FAO, Haiti (local and regional government authorities), IFRC, IISD, India (Pallishree and Panchayat Raj Institutions), Indonesia (Ministry of Marine Affairs and Fisheries; Ministry of National Development Planning; National Disaster Management Agency), Germany (International Climate Initiative), International Commission for the Protection of the Danube River, Ivory Coast (Office Ivoirien des Parcs et Réserves), Kazakhstan (Center for the Promotion of Sustainable Development), Kenya (Kenya Forestry Service; Kenya Marine and Fisheries Research Institute; Ministry of Water, Sanitation and Irrigation; Tana River County Assembly; Wildlife Research Training Institute), Malawi (Environmental Affairs Department, Ministry of Natural Resources, Energy and Mining), Montenegro (Ministry of Ecology, Spatial Planning and Urbanism), WOA, Palau (Koror State), Republic of Congo (Ministry of Tourism and Environment), South Sudan (Ministry of Wildlife Conservation and Tourism), Tajikistan (National Biodiversity and Biosafety Center of Tajikistan), Timor-Leste (Ministry of Commerce, Industry and Environment; National Directorate of Biodiversity Protection and Restoration; National University Timor Leste), UAE (Environment Agency - Abu Dhabi), Uganda (National

Forestry Authority), UNDP, UNDRR, UN-ESCAP, Viet Nam (ISPONRE; Viet Nam Administration of Seas and Islands), WFP, WHO, Yemen (Ministry of Water and Environment).

²¹ Antigua and Barbuda, Bahamas, Cameroon, Chile, China, Dominica, El Salvador, Ethiopia, Gambia, Georgia, Haiti, India, Indonesia, Ivory Coast, Kenya, Kyrgyzstan, Madagascar, Montenegro, Niger, Palau, Panama, Solomon Islands, Sri Lanka, St. Lucia, Tanzania, Uganda, Zambia.

²² These include: Basel Convention on the Control of Transboundary Movements of Hazardous Wastes and their Disposal, Rotterdam Convention on the Prior Informed Consent Procedure for Certain Hazardous Chemicals and Pesticides in International Trade, Stockholm Convention on Persistent Organic Pollutants, Minamata Convention on Mercury, and the Strategic Approach to International Chemicals Management. In 2023, the Montreal Protocol on Substances that Deplete the Ozone Layer was transferred to the Environmental Governance Subprogramme.

²³ Algeria, Bangladesh, Belize, Eritrea, Georgia, Kenya, Malawi, Saint Vincent and the Grenadines, Türkiye, Ukraine.

²⁴ Minamata NAP: Chad, Colombia, Costa Rica, Cote d'Ivoire, Eswatini, Guyana, Indonesia, Kenya, Kyrgyzstan, Niger, Togo, Tanzania; Minamata Initial Assessment: Bahamas, Indonesia, Pakistan, Rwanda.

²⁵ Belgium, Moldova, Namibia, New Zealand, Spain, UK.

²⁶ 2022: Argentina, Benin, China, Iraq, Kazakhstan, Montenegro, Tanzania, Uganda; 2023: Angola, Gambia, Ghana, Iran, Kenya, Kiribati, Kyrgyzstan, Moldova, Nigeria, Pakistan, Serbia, Vanuatu.

²⁷ 2022: Argentina, Burkina Faso, Iraq (Mosul), Kenya, Malaysia (Penang, Petaling); 2023: Azerbaijan, Dominican Republic, Iraq (Kirkuk), Nigeria (national, Ogoniland, Niger Delta), Mauritius, Mexico, Syria, Ukraine.

²⁸ ExCom-92: Cambodia, Dominican Republic, Eritrea, Eswatini, Gambia, Kenya, Kiribati, Kuwait, Liberia, Mali, Moldova, Mongolia, Nicaragua, Niue, Palau, Philippines, Rwanda, Samoa, Tonga, Tuvalu, Zambia, Zimbabwe; ExCom-93: Antigua and Barbuda, Benin, Bolivia, Burkina Faso, Cook Islands, Dominica, Gabon, Guyana, Iraq, Madagascar, Mauritius, Micronesia, Paraguay, Saint Lucia, Solomon Islands, Somalia, Timor-Leste, Togo, Yemen.

²⁹ Algeria, Australia, Botswana, Burkina Faso, Cambodia, Chile, Colombia, Ecuador, Egypt, Ghana, Greece, India, Indonesia, Israel, Jordan, Kazakhstan, Kenya, Kyrgyzstan, Lebanon, Mexico, Morocco, Netherlands, Niger, Nigeria, Palestine, Peru, Qatar, Senegal, Spain, Thailand, Tunisia, Uganda.

³⁰ Brazil, Chile, Colombia, Costa Rica, Dominican Republic, Mexico, Peru.

³¹ Countries: Brazil, Colombia, Costa Rica, Dominican Republic, Ecuador, Peru; Entities: Climate Technology Centre & Network (CTCN), Ellen MacArthur Foundation (EMF), Inter-American Development Bank (IDB), Konrad Adenauer Foundation (KAS), Platform

for Accelerating the Circular Economy Coalition (PACE), United Nations Economic Commission for Latin America and the Caribbean (UN-ECLAC), United Nations Environment Programme (UNEP), United Nations Industrial Development Organization (UNIDO), World Economic Forum (WEF).

³² Absa Bank Kenya Limited, Meru Dairy Co-operative Union (MDCU), Kenya Tea Development Agency Holdings Limited (KTDA), the Kenya National Cleaner Production Centre (KNPCPC), Fintech Frontiers, African Guarantee Fund.

³³ Algeria, Egypt, Israel, Jordan, Lebanon, Morocco, State of Palestine, Tunisia.

³⁴ Circular Economy Approaches for the Electronics Sector in Nigeria, From Strategy to Action - Local Solutions for Food Waste Reduction, Global Action Partnership for Extended Producer Responsibility, Green Jobs for Youth Pact, LIFE-Lifestyle for Environment, Nature-Positive Trade for Sustainable Development, PREVENT Waste Alliance, Sustainable Consumption and Production National Action Plans, The New Plastics Economy Global Commitment.

³⁵ A Model for Sustainable Tourism in Central Asia (MOST), Central Asia at the forefront of Sustainable Consumption and Production, CIRCO programme for a Circular Economy aimed at developing a circular economy in the Netherlands by 2050, Circular Economy in Latin America and the Caribbean, Inter-American Development Bank (IDB) and other strategic partners from seven countries and the LAC Circular Economy Coalition, Kazakhstan Assessment of Sectoral Legislation on Sustainable Public Procurement, Latin American and the Caribbean Regional Council of Government Experts on Sustainable Consumption and Production, Latin American and the Caribbean Stockholm+50 Regional Consultation, Network on Circular Economy (NCE), Norwegian Retailers' Environment Fund (NREF), The Circular & Fair ICT Pact (CFIT), The Scoping Study for Lao PDR.

³⁶ Burkina Faso (Green Jobs Modelling; National Green Economy Week), Indonesia - Green Economy Index at G20, Israel - Circular Economy Strategy for Plastics, Kenya - Standards & Best Practices for Ecotourism, Latin America and the Caribbean - Circularity Gap Report, New Zealand - Ban on several hard-to-recycle plastic packaging, Peru - ban on single-use plastic bags, Scotland - The Environmental Protection Regulations.

³⁷ 10-Year Framework of Programmes on Sustainable Consumption and Production Patterns (10YFP) and Waste and Resources Action Programme - The "Recipe for Change" Initiative in West Asia; 19th AMCEN Ordinary Session: Launch of Regional Circular Economy Guidelines; Chatham House - Regional LAC Eco-innovation training for SMEs in LAC; EBRD and UNIDO Nigeria - The I-GO Assistant; EU - Innovative Business Practices and Economic Models in the Textile Value Chain (InTex); Geneva Environment Network - Sand and Sustainability: 10 strategic recommendations to avert a crisis; Global Fashion Agenda (GFA) - Fashion

Industry Target Consultation (FITC) [The Sustainable Fashion Communication Playbook]; Global Tailings Management Institute; Haya Magazine - West Asia Sustainable Fashion Academy Accelerator; Institution of Civil Engineers - Online event: "Making infrastructure more sustainable: applying policy tools to create impact" (Egypt, Ghana, and Pakistan); LAC Circular Economy Coalition; Mauritius - Ministry of Environment, Solid Waste Management and Sustainable Development - Accelerating Green Business And Circular Economy In Africa: Lessons And Reflections From The Switch Africa Green Program; Net-Zero Asset Owner Alliance; Net-Zero Banking Alliance; Net-Zero Export Credit Agencies Alliance; Net-Zero Insurance Alliance - Target-Setting Protocol Version 1.0; OECD - The Impact Management Platform; Partnership for Action on Green Economy (PAGE) - UNDP Looks to Enhance Sustainable Finance in Kyrgyz Republic; UNEA 5/12 Global Intergovernmental Meeting - Environmental Aspects of Minerals and Metals Management; UNEP - Sustainability and Circularity in the Textile Value Chain - A Global Roadmap; UNEP FI and ILO - Just Transition: Finance: Pathways for Banking and Insurance; UNEP FI Pilots in-Support-of-TNFD-D4; UNEP FI's Principles for Sustainable Insurance Initiative - Health is Our Greatest Wealth: How life & health insurers can drive better health outcomes and address the protection gap; UNEP FI's Principles for Sustainable Insurance Initiative Nature-Positive Insurance: Evolving Thinking and Practices; UNEP FI - Principles for Responsible Banking (status update of progress); UNEP FI - Road Towards Banking Decarbonisation: The Case of MENA; UNEP Regional Food Waste Working Group; UNEP West Asia's 'Recipe of Change' Sustainable Ramadan initiative; UN and Massive Earth Foundation - Low Carbon Earth Accelerator; University of the Andes - Regional Innovation for Sustainable Lifestyles Competition.

³⁸ **Events:** One Planet Network - 4th Global Conference of the One Planet network's Sustainable Food Systems Programme - The Transformation We Need; Circular Economy Coalition - 4th Roundtable On Circular Economy Metrics For Businesses; Circular Economy Coalition - A Partnership To Accelerate The Circular Economy; Life Cycle Initiative, EPD MENA, and Suez Canal University - Advancing Sustainability through Life Cycle Approaches in the Middle East and North Africa (MENA); GO4SDGs, ILO and UNICEF - Asia Pacific Dialogue on Green Jobs for Youth at the 11th University Scholars Leadership Symposium in Bangkok; PREVENT Waste Alliance - Behavior change for a circular economy: How to support reuse, repair and refurbishment schemes; Chulalongkorn University - #BeatPlasticPollution; One Planet Network (OPN) - CIP Global Conference 2023: Ecolabelling & Sustainable Public Procurement; Circular Economy Coalition - Circular economy festival; PREVENT Waste Alliance - Behaviour change for a circular economy – How to use material incentives effectively; Circular Economy Coalition - Circular Economy Opportunities for the Climate Challenge; International Trade Center (ITC) -

Consultation in Latin America and the Caribbean: nature-positive trade for sustainable agricultural supply chains; Global Resource Information Database - Geneva (GRID-Geneva) - Consultation on UNEA-5 resolution 12 - "Environmental Aspects of Minerals and Metals Management"; One Planet Network - Consumer Information conference: Turning Information into Action; Forum on Trade, Environment, & the SDGs (TESS) - Deep Dive on Trade, Plastics, and Plastic Pollution; GO4SDGs and UN-Habitat - 10th Asia Pacific Forum on Sustainable Development – Fireside chat to commemorate the first International Day of Zero Waste in Asia and the Pacific region; COP28 - Food Systems Day at UNEP Pavilion; 10YFP - Fostering a Low-Carbon, Circular Economy through Sustainable Public Procurement for Central Asian UNCTs; Asian Institute of Technology - GO4SDGs with Sustainable Lifestyles; GO4SDGs in partnership with UNITAR, UNESCO, Asian Institute of Technology, Yunus Thailand, UNYLDP and Institute of Carbon Neutrality Circular Economy - Green Jobs for the Future (Workshop); GO4SDGs in cooperation with the European Union funded "European Union for Environment" (EU4Environment) Action - I-GO Regional Workshop; University of Technology and Applied Sciences in Oman - Innovation in Colorants: Binding Nature to Textiles; FAO - International Day of Awareness of Food Loss and Waste 2022 and 2023; Metricas – Circular Economy Coalition Webinars; PAGE Morocco and the COPERNICEA project - Morocco celebrates the International Day for Biological Diversity; Secretariat of the Convention on Biological Diversity and TESS - Nature-positive trade for sustainable development: Opportunities to promote synergies between the Kunming-Montreal GBF and work on sustainable trade at the WTO; OECD Forum on Responsible Mineral Supply Chains; Circular Economy Coalition for Latin America and the Caribbean - Peer-To-Peer Meetings, Costa Rica and Peru; European Union's "Switch to Green" program - Peer-to-peer meetings, Cities and Regions to support the design and implementation of circular economy strategies in LAC; Regional Consultation for Africa: A nature-positive trade for sustainable supply chains in agriculture; UNESCO Santiago Office - Regional Meeting for Latin America and the Caribbean of the ESD2030 Network; GO4SDGs in partnership with 10YFP Secretariat - Regional workshop on eco-labeling and Sustainable Public Procurement (SPP) in Central Asia; TESS - Roundtable on Trade and Deforestation: Options for Enhanced and Inclusive International Cooperation; One Planet network - Strengthening evidence-based SCP policies as a vehicle for economic and social transformation; Sustainable Infrastructure Partnership (SIP) - Sustainable infrastructure at "International seminar: Transport infrastructure and Biodiversity at a nexus of challenges"; GO4SDGs, Kazakh-German University (DKU) - Sustainable Lifestyles in Action - launch pilot activities that promote sustainable lifestyles on campuses; The Global Opportunities for Sustainable

Development Goals (GO4SDGs) in Central Asia - Activity 1 Introduce Sustainable University Lifestyles Model (Pilot Activities on Sustainable Lifestyles with and through Universities) through sustainable lifestyles-oriented education, research, and operation; Nicholas Institute for Energy, Environment & Sustainability at Duke University, and GIZ, within the framework of the Geneva Environment Network - The Infrastructure Sustainability Learning Model: Building Capacity for the Next Generation of Sustainable Infrastructure; ILO and UNICEF - Launch of the Green Jobs for Youth Pact in Latin America and the Caribbean gains momentum with the support of Environment Ministers; Ellen MacArthur Foundation - The New Plastics Economy Global Commitment; UNCTAD BioTrade, the International Institute of Tropical Agriculture (IITA) – Congo Basin Institute (CBI), and UNEP-WCMC - TRADE Regional Stakeholders and Roadmap Consultation in Africa: A nature-positive trade for sustainable supply chains in agriculture; GO4SDGs, ECSP - UNEP's Sustainable Lifestyles and Education Teamwork with business schools and the creation of new business models; Food For Soul - UNEP's #EveryPlateCountsChallenge campaign; Coalición de Economía Circular - Webinar "Unlocking circular economy financing in LAC_ the catalyst for positive change"; GO4SDGs, SEA Circular and Chulalongkorn University - World Environment Day 2023 workshop on green nudges, introducing relevant UNEP tools such as the "Little Book of Green Nudges"; **Products:** The Economist - Building toward social, economic and environmental sustainability; UNEP Finance Initiative - Just Transition Finance - Pathways for Banking and Insurance; International Resource Panel (IRP) - The Regional Report "Trends and Outlook of Natural Resource Use in West Asia"; GO4SDGs through the West Asia Sustainable Fashion Academy (WASFA) - The Sustainable Fashion Communication Playbook; UNEP Finance Initiative, Inter-American Development Bank (IDB) - Unlocking Circular Economy Finance in Latin America and the Caribbean: The Catalyst for a Positive Change; Global Alliance on Circular Economy and Resource Efficiency (GACERE) - Working Paper - Circular

Economy and Biodiversity; **Approaches:** Sustainable Lifestyles Action Academy - Become an Activator of the Sustainable Lifestyles Academy; UNESCO - Biodiversity education and awareness among the youth: a UNESCO MasterClass for teachers and educators; ICA - Europe - Symposium on Teaching & Curriculum Development in Sustainability Entrepreneurship; Low Carbon Earth Accelerator initiative - Low Carbon Earth Interim Report 2023; GO4SDGs, UNSSC - Online course focused on Sustainable Lifestyles; GO4SDGs, Kazakh-German University (DKU) - The Sustainable Lifestyles Action Academy (2023); The Environmental Education Resources Guide; Environmental Alliance of America - Latin America and the Caribbean establishes a regional approach to eco-labelling; **Tools / Measures:** Escazú Agreement – The Regional Agreement on Access to Information, Public Participation and Justice in Environmental Matters in Latin America and the Caribbean; One Planet network Secretariat, UNDP, and UNFCCC Secretariat - Building Circularity into NDCs - A Practical Toolbox; European Bank for Reconstruction and Development (EBRD) - I-GO Assistant; Observatory of Sustainability in Higher Education in Latin America and the Caribbean (OSES-ALC) - Form for the Diagnosis of the Knowledge, Commitment and Contributions of Higher Education Institutions to the 2030 Agenda; 10YFP, with International Climate Initiative (IKI) and the Federal Ministry for the Environment, Nature Conservation, Nuclear Safety and Consumer Protection (BMUV) - Regulatory Frameworks to Combat Greenwashing.

³⁹ The figures do not include conventions and protocols administered by UNEP.

⁴⁰ Per the UN Secretariat interpretation and application of the International Public Service Accounting Standards (IPSAS), UNEP's financial and administrative management platform, Umoja, does not allow for a breakdown of multi-year contributions into annual figures for income.

⁴¹ Includes the Resilience to Disasters and Conflicts sub-programme that has been mainstreamed beginning in 2022.