

Environment-related SDGs and Multilateral Environmental Agreements

The 2030 Agenda for Sustainable Development



- In 2015, the United Nations Sustainable Development Summit adopted an international framework to guide development efforts, entitled 'Transforming our world: [the 2030 Agenda for Sustainable Development](#)'
- The SDG framework has a total of 17 goals, 169 targets and 248 indicators – 92 of which are environment related
- [The global indicator framework](#) was adopted by the General Assembly on 6 July 2017 ([A/RES/71/313](#))

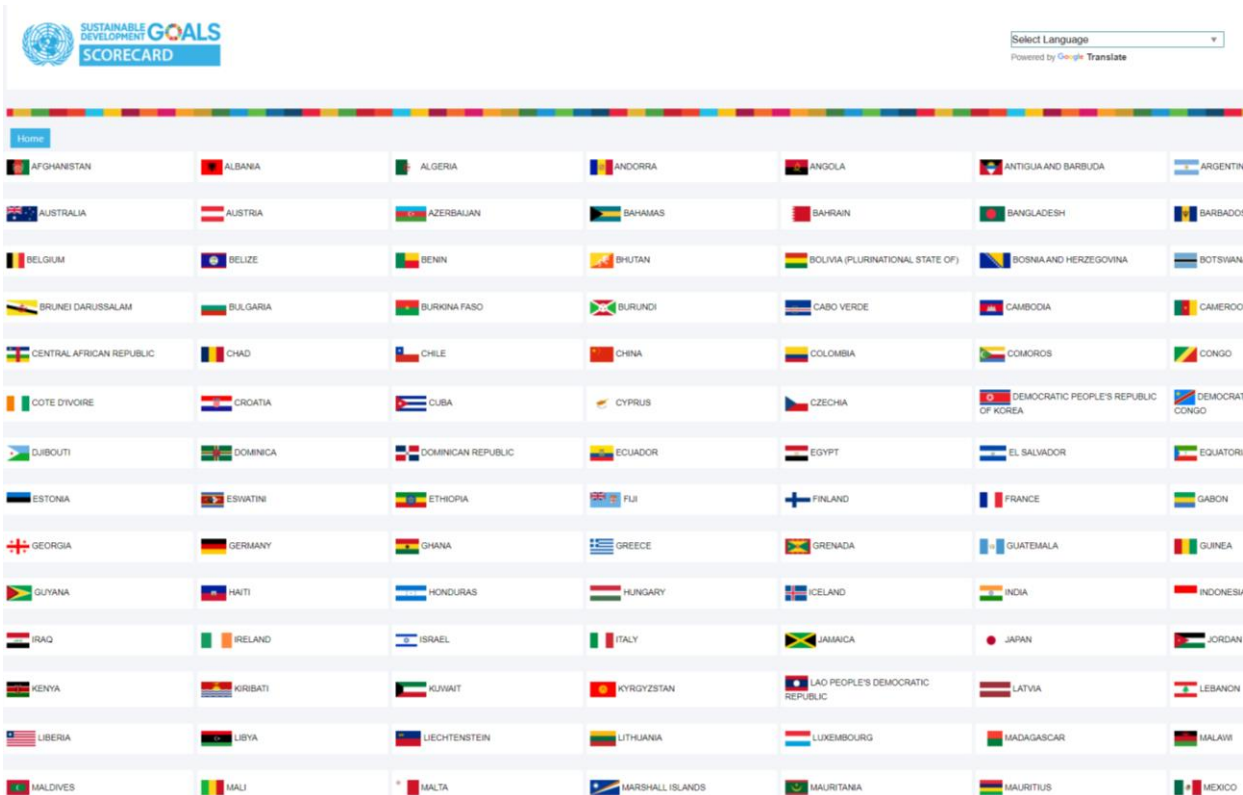
Measuring Progress report



The report informs on the **92 environment-related SDG indicators**, analyzes the progress made in achieving the SDGs targets and identifies data gaps.

- 2019: first report: [here](#)
- 2021: second report: [here](#)
- 2023: third report: [here](#)

National Scorecard



- The [National Scorecard](#) is a tool developed by UNEP to showcase the progress of countries in realizing the **92 environment-related SDG indicators**.
- Users can select any country and navigate by goal or indicator levels.
- Data are presented in form of tables and charts to facilitate the visualization of the progress made.
- The Scorecards are automatically updated once new data are published.

National Scorecard: Kenya

wesr.unep.org/scorecard/



Home

 Kenya

31% Little 16% Positive 7% Negative 46% Insufficient

Region: Sub-Saharan Africa Capital: Nairobi Latitude: -1.27975
Longitude: 36.8126

Select SDG Goals Below

1 NO POVERTY	2 ZERO HUNGER	3 GOOD HEALTH AND WELL-BEING	4 QUALITY EDUCATION	5 GENDER EQUALITY	6 CLEAN WATER AND SANITATION
7 AFFORDABLE AND CLEAN ENERGY	8 DECENT WORK AND ECONOMIC GROWTH	9 INDUSTRY, INNOVATION AND INFRASTRUCTURE	10 REDUCED INEQUALITIES	11 SUSTAINABLE CITIES AND COMMUNITIES	12 RESPONSIBLE CONSUMPTION AND PRODUCTION
13 CLIMATE ACTION	14 LIFE BELOW WATER	15 LIFE ON LAND	16 PEACE, JUSTICE AND STRONG INSTITUTIONS	17 PARTNERSHIPS FOR THE GOALS	SUSTAINABLE DEVELOPMENT GOALS

COUNTRY SUMMARY: Kenya | PERIOD: 2024
Mouse over goals below to view indicator details

1 NO POVERTY	Progress bar (blue and yellow)
2 ZERO HUNGER	Progress bar (yellow and grey)
3 GOOD HEALTH AND WELL-BEING	Progress bar (blue and grey)
4 QUALITY EDUCATION	Progress bar (grey)
5 GENDER EQUALITY	Progress bar (blue and yellow)
6 CLEAN WATER	Progress bar (blue and yellow)

SDG indicators under UNEP custodianship



6.3.2
6.5.1
6.6.1

8.4.1
8.4.2

12.1.1
12.2.1
12.2.2
12.3.1b
12.4.1
12.4.2
12.5.1
12.6.1
12.7.1
12.c.1

14.1.1a
14.1.1b
14.2.1
14.5.1

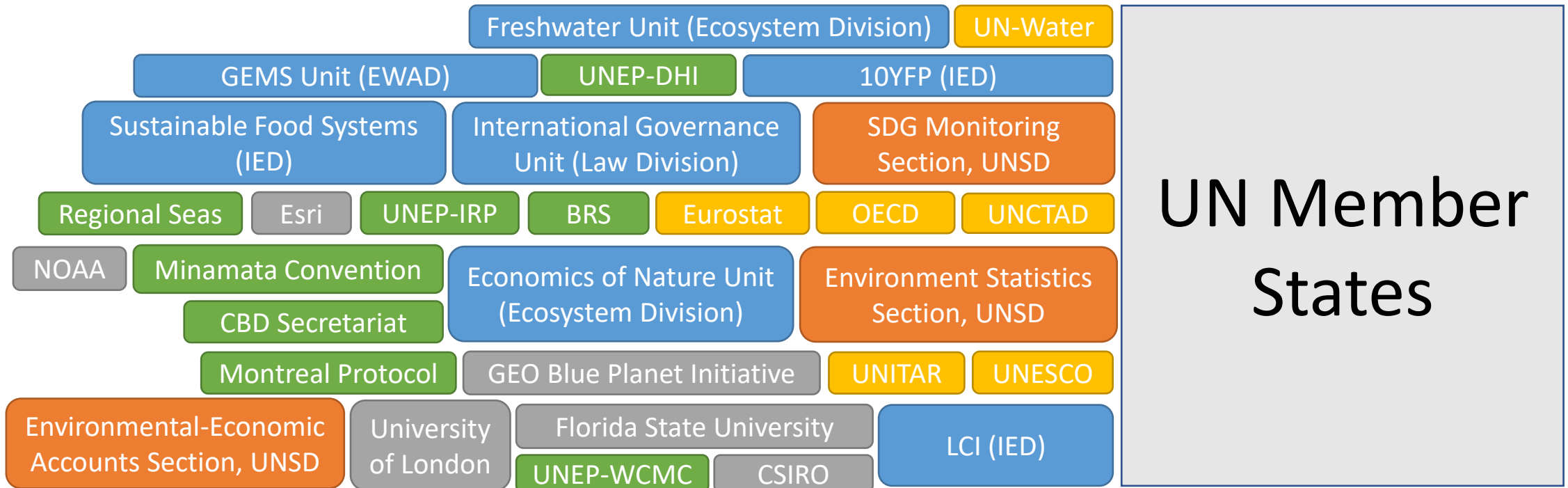
15.1.2
15.4.1
15.9.1a
15.9.1b

17.7.1
17.14.1

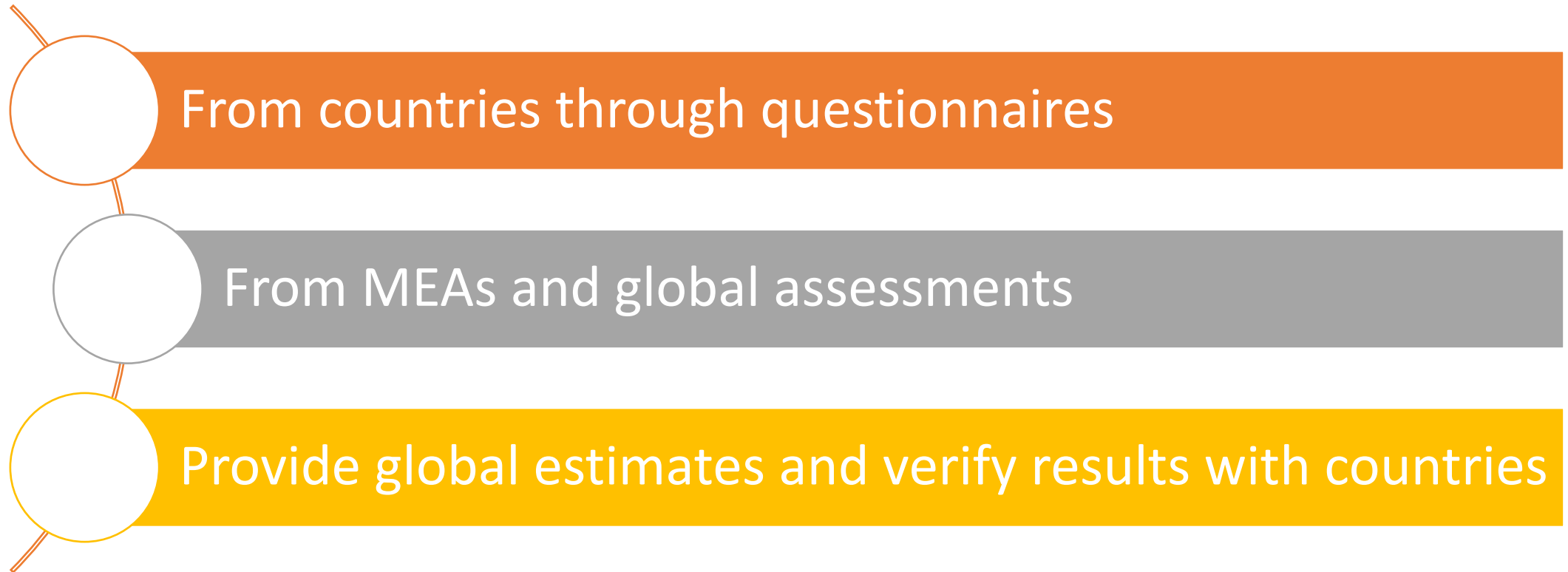
** For indicators highlighted in blue, UNEP shares a custodian role with other UN entities*

Communication channels

Of the SDG and Environment Statistics Unit of UNEP



How we collect the data and statistics for SDGs?



UNEP SDG Data Collection Calendar

2024 – 2030

The UNEP SDG Data Collection Calendar

contains:

- Data collection timeline 2024 – 2030 for all SDG indicators under UNEP custodianship
- Start and End date of data collection
- Information about the data collection tool
- Available [here](#)



HOME PROJECTS MONITORING PROGRESS RESOURCES

SDG Data Collection Frequency

Below is the calendar and the frequency of the upcoming data collection cycles for the SDG Indicators that are under UNEP's Custodianship and the tools used for these data collections.

SDG Collection Frequency

Below is the calendar and the frequency of the upcoming data collection cycles for the SDG Indicators that are under UNEP's Custodianship and the tools used for these data collections.

Year: 2024

SDG	Indicator	Frequency (Years)	Start Date	End Date	Tool	Tool Name
12.1.1	Number of countries developing, adopting or implementing policy instruments aimed at supporting the shift to sustainable consumption and production	Annually	2024, Qrt. 1	2024, Qrt. 2	Survey	TBC
12.3.1(b)	Food waste index	2 years	2024, Qrt. 3	2024, Qrt. 4	Survey	UNSD/UNEP Questionnaire on Environment Statistics
12.4.2	(a) Hazardous waste generated per capita; (b) National recycling rate, tons of material	2 years	2024, Qrt. 3	2024, Qrt. 4	Survey	UNSD/UNEP Questionnaire on Environment Statistics

Data Collection through MEAs and global assessment

SDG 6.6.1 the Ramsar Convention on Wetlands

SDG 12.4.1 the Basel Convention; the Rotterdam Convention; the Stockholm Convention;
the Montreal Protocol; the Minamata Convention

SDG 14.2.1 the Regional Seas

SDG 15.9.1a the Convention on Biological Diversity

SDG 15.9.1b the Global Assessment of Environmental-Economic Accounting and
Supporting Statistics

SDG Global Database

<https://unstats.un.org/sdgs/dataportal>

SDG Global Database gives access to data:

- on more than **210 SDG indicators**
- for countries across the globe
- by indicator, **country**, region or time period

The screenshot shows the United Nations Department of Economic and Social Affairs Statistics - SDG Indicators Database. The interface includes a navigation menu with options like Home, SDG Indicators, Data, SDG Reports, HLG-PCCB, IAEG-SDG's, Events, and Resources. The main content area is titled 'Data Series (Selected 6 of 609)' and features three filter sections: 'Data Series' with a search box containing '6.5.1', 'Geographic Areas' with a search box containing 'World (total) by continental regions', and 'Period' with a search box containing '2017' and '2020'. Below these filters, there are buttons for '+ Select', '+ Select', and '+ Select'. At the bottom of the filter section, it says '10 observations' and 'Show Results'. The right sidebar contains 'Important Information' with a message about the database being last updated on Friday, August 12, 2022, and a link to the Metadata Repository. The bottom of the page shows a list of indicators, including 'Indicator 6.5.1, Series : Degree of integrated water resources management implementation (%) ER_H2O_IWRMD'.

SDG Global Reporting

<https://unstats.un.org/sdgs/report/2024/>



The Sustainable Development Goals Report 2024

- Is prepared by UN DESA, in collaboration with the entire UN Statistical System, consisting of more than 50 international and regional agencies, based on data from over 200 countries and territories
- Is the only UN official report that monitors global progress on all SDGs

“We have a rescue plan before us, in the [SDG Summit] political declaration. Now is the time to lift the declaration's words off the page, and invest in development at scale like never before.”

António Guterres
Secretary-General, United Nations

Thank you



United Nations Avenue, Gigiri
PO Box 30552 – 00100 GPO Nairobi, Kenya

www.unep.org