

# Third meeting of the open-ended ad hoc group on measurability and indicators

13 November 2024,  
Online

2:00 p.m. to 4:30 p.m. (CET)



Global Framework  
on Chemicals



# 1. Opening and welcome

# 2. Organizational matters - Provisional Agenda

1. Opening and welcome
2. Organizational matters
  - a. Adoption of the agenda
  - b. Organization of work
3. Update on the workstreams
  - a. Thought starter on criteria
  - b. Thought starter on Factsheet for an indicator
4. Update on progress of work under workstream 1
5. Update on progress of work under workstream 3
6. Update on progress of work under workstream 2
  - a. High-level indicator on the global environmental burden attributable to chemicals and waste
  - b. High-level indicator on the global burden of disease attributable to chemicals and waste
7. Next steps
8. Any other business
9. Closure of the meeting

## 2. Organizational matters – Organization of work

- It is anticipated that this group will convene every quarter for 2-3 hours to advance its objectives.
- The meeting will be conducted in English only.
- Working documents are available on the meeting webpage at:  
<https://www.chemicalsframework.org/page/open-ended-ad-hoc-group-measurability-and-indicators>
- **New GFC website** <https://www.unep.org/global-framework-chemicals>

# 3. Updates on the workstreams

Number of participants registered to three workstreams via the task team registration link

<b>Workstream 1</b>	<ul style="list-style-type: none"><li>• <b>Assessment of existing indicators identified in document SAICM/IP.4/INF/39/Rev.1</b></li></ul>	101
<b>Workstream 2</b>	<ul style="list-style-type: none"><li>• <b>Development of additional indicators needed to complete the measurability structure</b></li></ul>	90
<b>Workstream 3</b>	<ul style="list-style-type: none"><li>• <b>Identification and assessment of thematic and sector-specific indicators</b></li></ul>	103

# 3. Updates on the workstreams

Number of participants registered to three workstreams per stakeholder group

	NGO / civil society	Government/ Public sector	Private sector/ Industry	Academia/ research institute	IGO
<b>Workstream 1</b>	40	40	7	7	7
<b>Workstream 2</b>	36	30	8	8	8
<b>Workstream 3</b>	48	30	10	8	7



# 3. Updates on the workstreams

## a) Thought starter on criteria

### 2nd meeting of the OEAHGMI:

[Document GFC/OEAHGMI.2/2](#)

“Thought starter – On the criteria to select indicators of the Global Framework on Chemicals”

---

**Second meeting of the open-ended ad hoc group on  
measurability and indicators**  
Online, 14 August 2024, 14:00-16:00 CEST

### **Thought starter – On the criteria to select indicators of the Global Framework on Chemicals**

#### **Note by the secretariat**

1. At the second segment of the first meeting of the open-ended ad hoc group on measurability and indicators (OEAHGMI) the group agreed that the secretariat, in coordination with the Co-Chairs, should develop a thought starter on criteria to select indicators of the Global Framework on Chemicals.
2. The requested thought starter is attached in the Annex to this document.

# 3. Updates on the workstreams

## a) Thought starter on criteria

### 3rd meeting of the OEAHGMI:

#### [Document GFC/OEAHGMI.3/2](#)

“Thought starter – On the criteria to select indicators of the Global Framework on Chemicals”

---

**Second meeting of the open-ended ad hoc group on measurability and indicators**  
Online, 14 August 2024, 14:00-16:00 CEST

#### **Thought starter – On the criteria to select indicators of the Global Framework on Chemicals**

##### **Note by the secretariat**

1. At the second segment of the first meeting of the open-ended ad hoc group on measurability and indicators (OEAHGMI) the group agreed that the secretariat, in coordination with the Co-Chairs, should develop a thought starter on criteria to select indicators of the Global Framework on Chemicals.
2. The requested thought starter is attached in the Annex to this document.



# 3. Updates on the workstreams

## b) Thought starter on a Factsheet for indicators

[Document GFC/OEAHGMI.2/3](#)

“Thought starter – Proposed Factsheet template for indicators of the Global Framework on Chemicals”

---

**Second meeting of the open-ended ad hoc group on measurability and indicators**

Online, 14 August 2024, 14:00-16:00 CEST

**Thought starter – Proposed Factsheet template for indicators of the Global Framework on Chemicals**

**Note by the secretariat**

1. At the second segment of the first meeting of the open-ended ad hoc group on measurability and indicators (OEAHGMI) the group agreed that the secretariat, in coordination with the Co-Chairs, should develop a thought starter on a factsheet template for indicators of the Global Framework on Chemicals.
2. A proposed factsheet template for indicators is attached in the Annex to this document.

# 3. Updates on the workstreams

## b) Thought starter on Factsheet for indicators

[Document GFC/OEAHGMI.3/3](#)

“Thought starter – Proposed Factsheet template for indicators of the Global Framework on Chemicals”

---

**Third meeting of the open-ended ad hoc group on measurability and indicators**  
Online, 13 November 2024, 14:00-16:30 CET

### **Thought starter – Proposed Factsheet template for indicators of the Global Framework on Chemicals**

#### **Note by the secretariat**

1. At the second segment of the first meeting of the open-ended ad hoc group on measurability and indicators (OEAHGMI) the group agreed that the secretariat, in coordination with the Co-Chairs, should develop a thought starter on a factsheet template for indicators of the Global Framework on Chemicals.
2. A proposed factsheet template for indicators is attached in the Annex to this document. The proposed factsheet is a revised version of document GFC/OEAHGMI.2/3 that was submitted at the second meeting of the OEAHGMI and revised by the secretariat, in consultation with the Co-Chairs, based on feedback received from stakeholders.

# 4. Update on progress of work under workstream 1

## Update on progress of work under workstream 1



GFC/OEAHGMI.2/4

### 2nd meeting OEAHGMI

Distr.: General  
07 August 2024  
English only

[Document  
GFC/OEAHGMI.2/4  
“Concept note –  
workstream 1”](#)

---

**Second meeting of the open-ended ad hoc group on  
measurability and indicators**

Online, 14 August 2024, 14:00-16:00 CEST

#### **Open-ended ad hoc group on measurability and indicators**

##### **Concept note - Workstream 1**

###### **Note by the secretariat**

1. At the second segment of the first meeting of the open-ended ad hoc group on measurability and indicators (OEAHGMI) the Co-Chairs proposed to divide the work into 3 workstreams.
2. The group agreed that the Inter-Organization Programme for the Sound Management of Chemicals (IOMC) will lead the task team on workstream 1 on Assessment of existing indicators identified in document SAICM/IP.4/INF/39/Rev.1. The IOMC was requested to outline a workplan, including working modalities with stakeholders and to provide the new list of indicators, in a concept note to be introduced at the second meeting of the group.
3. The requested concept note is attached in the Annex to this document.



Inter-Organization Programme for the  
Sound Management of Chemicals

**WORKING TOGETHER TO  
END CHEMICAL POLLUTION**

# Open-ended ad hoc group on measurability and indicators – Survey findings on GFC indicators

## Workstream 1

13 November 2024



## Objective of Workstream 1:



Workstream 1 is tasked with streamlining and strengthening the indicators, recalling that the aim is to reduce the number of indicators and enhance their robustness.

# Survey seeking input

## IOMC work on indicators - survey - workstream engagement

The purpose of this survey is to gather opinions regarding the IOMC work on indicator scheduled for September 23, 2024

### Section 1

#### Target A1

A1 - By 2030, Governments have adopted and are implementing and enforcing legal frameworks, and have established appropriate institutional capacity to prevent or, where prevention is not feasible, minimize adverse effects from chemicals and waste as appropriate for their national circumstances.

1. (a) Hazardous waste generated per capita; and (b) proportion of hazardous waste treated, by type of treatment - suggestion is Group 2

- Should be in Group 1
- Yes, should remain in Group 2
- Proposed for Removal
- No opinion

# Survey – targets with no indicators currently proposed

## Section 2

Targets where no indicators (according to the criteria) have been found

Can you suggest any indicators for the below targets?


75. Target A5 - By 2030, Governments work towards notifying, regulating or prohibiting the export of chemicals they have prohibited nationally, in line with their international obligations.

Enter your answer

76. Target B5 – By 2030, educational, training and public awareness programmes on chemical safety, sustainability, safer alternatives and the benefits of reducing chemicals and waste risks have been developed and implemented, taking into consideration a gender-responsive approach.



## Note:



**Target A6: By 2030, all countries have access to poison centers equipped with essential capabilities to prevent and respond to poisonings, as well as access to training in chemical risk prevention and clinical toxicology**

**We offered:** No. of Parties (Stockholm) with regulatory and assessment schemes for new pesticides and/or new industrial chemicals

**Should have been:** Number of countries with poisons centres *(many mentioned this likely issue, and we have adjusted in our proposed measurability structure)*



## Survey findings

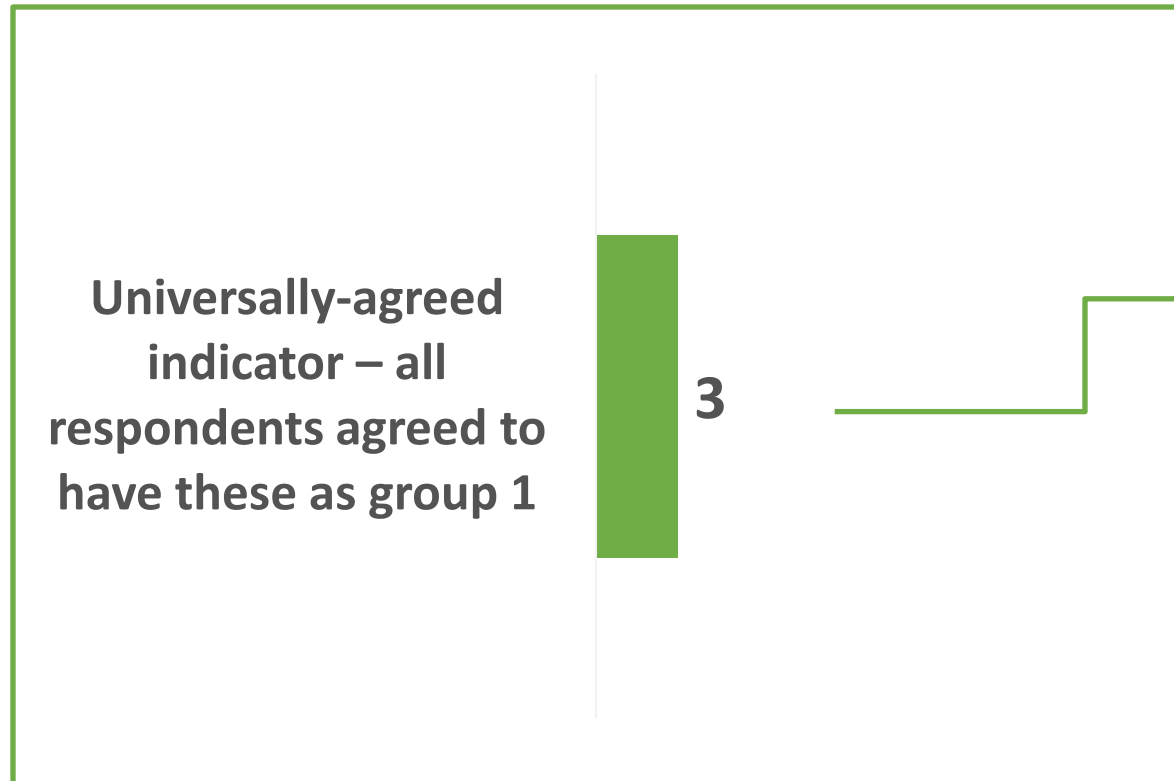
Total: **45** respondents

Time frame: **3 weeks**

(from 24 September - 13 October)

# Survey findings

Universally-agreed indicator (n=3 indicators)



## Target B4 (2 indicators)

- Number of countries that have achieved core capacities for chemicals under the International Health Regulations
- Number of countries using the Toolbox and its content to draft and adopt policies for the sound management of chemicals

## Target B6 (1 indicator)

- GHS Implementation

All respondents agreed these indicators should be included in either group 1 or group 2 (n=18 indicators, with duplicates, **14 unique indicators**)

## Survey findings

1. (a) Hazardous waste generated per capita; and (b) proportion of hazardous waste treated, by type of treatment (**Target A1, D2**)
2. Countries with controls for lead in decorative paint (Target A1)
3. GHS Implementation (**Target A1, B6**)
4. Number of countries with legislation in place to manage industrial and consumer chemicals (Target A1)
5. The number of Parties (Stockholm) with regulatory and assessment schemes for new pesticides and/or new industrial chemicals (**Target A1, A7**)
6. Number of countries using the Toolbox and its content to draft and adopt policies for the sound management of chemicals (**Target A2, B4**)
7. Parties to the Basel Convention have reached an adequate level of administrative and technical capacity (in the form of Customs, police, environmental enforcement and port authorities, among others) to prevent and combat illegal traffic and judicial capacity to deal

All respondents agreed these indicators should be included in either group 1 or group 2 (n=18 indicators, with duplicates, **14 unique indicators**)

## Survey findings

8. Number of countries that have achieved core capacities for chemicals under the International Health Regulations (Target B4)
9. Changes in levels of the listed persistent organic pollutants in humans (Target B7)
10. Proportion of domestic and industrial wastewater flows safely treated (Target D2)
11. Number of parties to the Basel Convention that have developed and implemented national strategies, plans or programmes for reducing the generation and hazard potential of hazardous and other wastes (Target E1)
12. Number of parties to the Basel Convention that have developed and implemented national strategies, plans or programmes for hazardous waste minimization (Target E1)
13. Number of programmes, projects or activities carried out by parties to the Basel Convention, jointly with other parties or together with other stakeholders (regional and international organizations, conventions, industry bodies, etc.), aimed at the environmentally sound management of priority waste streams that have been monitored and assessed to achieve this goal (Target E2)
14. Total amount of funding for developing countries to promote the development, transfer, dissemination and diffusion of environmentally sound technologies (Target E3)

10 indicator occurrences— only 1 objection

**Addition of 7 unique indicators**

## Survey findings



1. Number of countries with a PRTR (implement international standards for PRTRs, including parties to the Kyiv Protocol on PRTRs, countries that implement OECD standards for PRTRs, or equivalent.) (Target A1, B3, B4, E2) – *(addition)*
2. Number of countries that have achieved core capacities for chemicals under the International Health Regulations (Target A1, E6)
3. Proportion of agricultural area under productive and sustainable agriculture (Target A7, D5) *(addition)*
4. Number of countries ratifying Aarhus Convention or the Escazu Agreement (Target B3) *(addition)*
5. (a) Hazardous waste generated per capita; and (b) proportion of hazardous waste treated, by type of treatment (Target B3)
6. GHS Implementation (Target B4)
7. Mortality rate attributed to unintentional poisoning (i.e. pollution and chemicals) (Target B7) *(addition)*
8. National recycling rate, tons of material recycled (i.e. reduce waste) (Target D2) *(addition)*
9. Number of member States with national Occupational Safety and Health (OSH) profiles (Target D7) *(addition)*
10. Number of ratifications of up-to-date ILO Conventions related to chemical risks (Target D7, E1) *(addition)*

(n=4 indicators) – only 2 objections

## Survey findings



1. Number of companies publishing sustainability reports (Target A3)
2. Release of pollutants into the environment (Target B3)
3. Number of countries adhering to Mutual Acceptance of Data system (Target B4)
4. Total amount of funding for developing countries to promote the development, transfer, dissemination and diffusion of environmentally sound technologies (Target D2)





## Survey findings

### Proposed conclusions:

- Merge all decisions to approve either Group 1 or Group 2 selections from the w/stream, stakeholders
- = 14 unique indicators
  
- Include those indicators where only 1 stakeholder disagreed with the suggestion to include the indicator
- = 7 unique indicators

This would result in 21 unique indicators

- There could also be a case to include those indicators where only 2 stakeholders disagreed with the suggestion to include the indicator
- = 4 unique indicators

## Survey findings

How would this look in the “measurability structure for tracking progress in the implementation of the Global Framework on Chemicals”?

Vision	<i>Our vision is a planet free of harm from chemicals and waste for a safe, healthy and sustainable future</i>
Strategic objectives	<b>A.</b> Legal frameworks, institutional mechanisms and capacities are in place to support and achieve the safe and sustainable management of chemicals throughout their life cycle.
Targets	<b>A1</b>
Indicators for tracking progress in reaching targets	<ul style="list-style-type: none"> <li>• <b>(a) Hazardous waste generated per capita; and (b) proportion of hazardous waste treated, by type of treatment</b></li> <li>• <b>Number of countries with a PRTR (implement international standards for PRTRs, including parties to the Kyiv Protocol on PRTRs, countries that implement OECD standards for PRTRs, or equivalent.)</b></li> <li>• <b>Countries with controls for lead in decorative paint</b></li> <li>• <b>Number of countries that have achieved core capacities for chemicals under the International Health Regulations</b></li> <li>• <b>GHS Implementation</b></li> <li>• <b>Number of countries with legislation in place to manage industrial and consumer chemicals</b></li> <li>• <b>The number of Parties (Stockholm) with regulatory and assessment schemes for new pesticides and/or new industrial chemicals</b></li> </ul>

## Survey findings

Vision	<i>Our vision is a planet free of harm from chemicals and waste for a safe, healthy and sustainable future</i>			
Strategic objectives	<b>A.</b> Legal frameworks, institutional mechanisms and capacities are in place to support and achieve the safe and sustainable management of chemicals throughout their life cycle.			
Targets	<b>A2</b>	<b>A3</b>	<b>A4</b>	<b>A7</b>
Indicators for tracking progress in reaching targets	<ul style="list-style-type: none"> <li>Number of countries using the Toolbox and its content to draft and adopt policies for the sound management of chemicals.</li> </ul>	<ul style="list-style-type: none"> <li>Number of companies publishing sustainability reports</li> </ul>	<ul style="list-style-type: none"> <li>Parties to the Basel Convention have reached an adequate level of administrative and technical capacity (in the form of Customs, police, environmental enforcement and port authorities, among others) to prevent and combat illegal traffic and judicial capacity to deal with cases of illegal traffic</li> </ul>	<ul style="list-style-type: none"> <li>The number of Parties (Stockholm) with regulatory and assessment schemes for new pesticides and/or new industrial chemicals</li> <li>Proportion of agricultural area under productive and sustainable agriculture</li> </ul>

## Survey findings

Vision	<i>Our vision is a planet free of harm from chemicals and waste for a safe, healthy and sustainable future</i>	
Strategic objectives	<b>B.</b> Comprehensive and sufficient knowledge, data and information are generated, available and accessible to all to enable informed decisions and actions.	
Targets	<b>B3</b>	<b>B4</b>
Indicators for tracking progress in reaching targets	<ul style="list-style-type: none"> <li>• <b>Number of countries with a PRTR (implement international standards for PRTRs, including parties to the Kyiv Protocol on PRTRs, countries that implement OECD standards for PRTRs, or equivalent.)</b></li> <li>• <b>Number of countries ratifying Aarhus Convention or the Escazu Agreement</b></li> <li>• <b>(a) Hazardous waste generated per capita; and (b) proportion of hazardous waste treated, by type of treatment</b></li> <li>• <b>Release of pollutants into the environment</b></li> </ul>	<ul style="list-style-type: none"> <li>• <b>Number of countries with a PRTR (implement international standards for PRTRs, including parties to the Kyiv Protocol on PRTRs, countries that implement OECD standards for PRTRs, or equivalent.)</b></li> <li>• <b>Number of countries that have achieved core capacities for chemicals under the International Health Regulations</b></li> <li>• <b>GHS Implementation</b></li> <li>• <b>Number of countries using the Toolbox and its content to draft and adopt policies for the sound management of chemicals.</b></li> <li>• <b>Number of countries adhering to Mutual Acceptance of Data system</b></li> </ul>

# Survey findings

Vision	<i>Our vision is a planet free of harm from chemicals and waste for a safe, healthy and sustainable future</i>	
Strategic objectives	<b>B.</b> Comprehensive and sufficient knowledge, data and information are generated, available and accessible to all to enable informed decisions and actions.	
Targets	<b>B6</b>	<b>B7</b>
Indicators for tracking progress in reaching targets	<ul style="list-style-type: none"> <li>• <b>GHS Implementation</b></li> </ul>	<ul style="list-style-type: none"> <li>• <b>Changes in levels of the listed persistent organic pollutants in humans</b></li> <li>• <b>Mortality rate attributed to unintentional poisoning (i.e. pollution and chemicals)</b></li> </ul>

Vision	<i>Our vision is a planet free of harm from chemicals and waste for a safe, healthy and sustainable future</i>		
Strategic objectives	<b>D.</b> Safer alternatives and innovative and sustainable solutions in product value chains are in place so that benefits to human health and the environment are maximized and risks are prevented or, where prevention is not feasible, minimized.		
Targets	<b>D2</b>	<b>D5</b>	<b>D7</b>
Indicators for tracking progress in reaching targets	<ul style="list-style-type: none"> <li>• Proportion of domestic and industrial wastewater flows safely treated</li> <li>• (a) Hazardous waste generated per capita; and (b) proportion of hazardous waste treated, by type of treatment</li> <li>• National recycling rate, tons of material recycled (i.e. reduce waste)</li> <li>• Total amount of funding for developing countries to promote the development, transfer, dissemination and diffusion of environmentally sound technologies</li> </ul>	<ul style="list-style-type: none"> <li>• Proportion of agricultural area under productive and sustainable agriculture</li> </ul>	<ul style="list-style-type: none"> <li>• Number of member States with national Occupational Safety and Health (OSH) profiles</li> <li>• Number of ratifications of up-to-date ILO Conventions related to chemical risks</li> </ul>

Vision	<i>Our vision is a planet free of harm from chemicals and waste for a safe, healthy and sustainable future</i>			
Strategic objectives	<b>E.</b> Enhanced implementation occurs through increased and effective resource mobilization, partnerships, cooperation, capacity building, and integration into all relevant decision-making processes.			
Targets	<b>E1</b>	<b>E2</b>	<b>E3</b>	<b>E5</b>
Indicators for tracking progress in reaching targets	<ul style="list-style-type: none"> <li>• Number of ratifications of up-to-date ILO Conventions related to chemical risks</li> <li>• Number of parties to the Basel Convention that have developed and implemented national strategies, plans or programmes for reducing the generation and hazard potential of hazardous and other wastes</li> <li>• Number of parties to the Basel Convention that have developed and implemented national strategies, plans or programmes for hazardous waste minimization</li> </ul>	<ul style="list-style-type: none"> <li>• Number of programmes, projects or activities carried out by parties to the Basel Convention, jointly with other parties or together with other stakeholders (regional and international organizations, conventions, industry bodies, etc.), aimed at the environmentally sound management of priority waste streams that have been monitored and assessed to achieve this goal</li> <li>• Number of countries with a PRTR (implement international standards for PRTRs, including parties to the Kyiv Protocol on PRTRs, countries that implement OECD standards for PRTRs, or equivalent.)</li> </ul>	<ul style="list-style-type: none"> <li>• Total amount of funding for developing countries to promote the development, transfer, dissemination and diffusion of environmentally sound technologies</li> </ul>	<ul style="list-style-type: none"> <li>• Number of countries that have achieved core capacities for chemicals under the International Health Regulations</li> </ul>





Inter-Organization Programme for the  
Sound Management of Chemicals

**WORKING TOGETHER TO  
END CHEMICAL POLLUTION**

**Thank you!**

**[Oliver.wootton@unitar.org](mailto:Oliver.wootton@unitar.org)**

13 November 2024



# 5. Update on progress of work under workstream 3

## Update on progress of work under workstream 3

- Workstream 3 to identify and assess indicators (either existing or under development) covering different sectors and themes of relevance to the Global Framework on Chemicals and its implementation programmes

# 5. Update on progress of work under workstream 3

## Questionnaire: Identification and Assessment of Thematic and Sector-Specific Indicators

Launched on 24 July 2024 – deadline to submit responses: 31 August  
(extended to 15 September)

Stakeholder group	Number of Responses
Civil society/NGO	10
Industry/Private sector	3
Government	6
<i>TOTAL</i>	19

# 5. Update on progress of work under workstream 3

## Questionnaire : Identification and Assessment of Thematic and Sector-Specific Indicators

**A first group of indicators:** Indicators measuring the integration of safe and sustainable management of chemicals and waste into sustainable development decision making processes related to Sustainable Development Goals, climate change, biodiversity loss, labour, health, waste management, finance, trade, gender

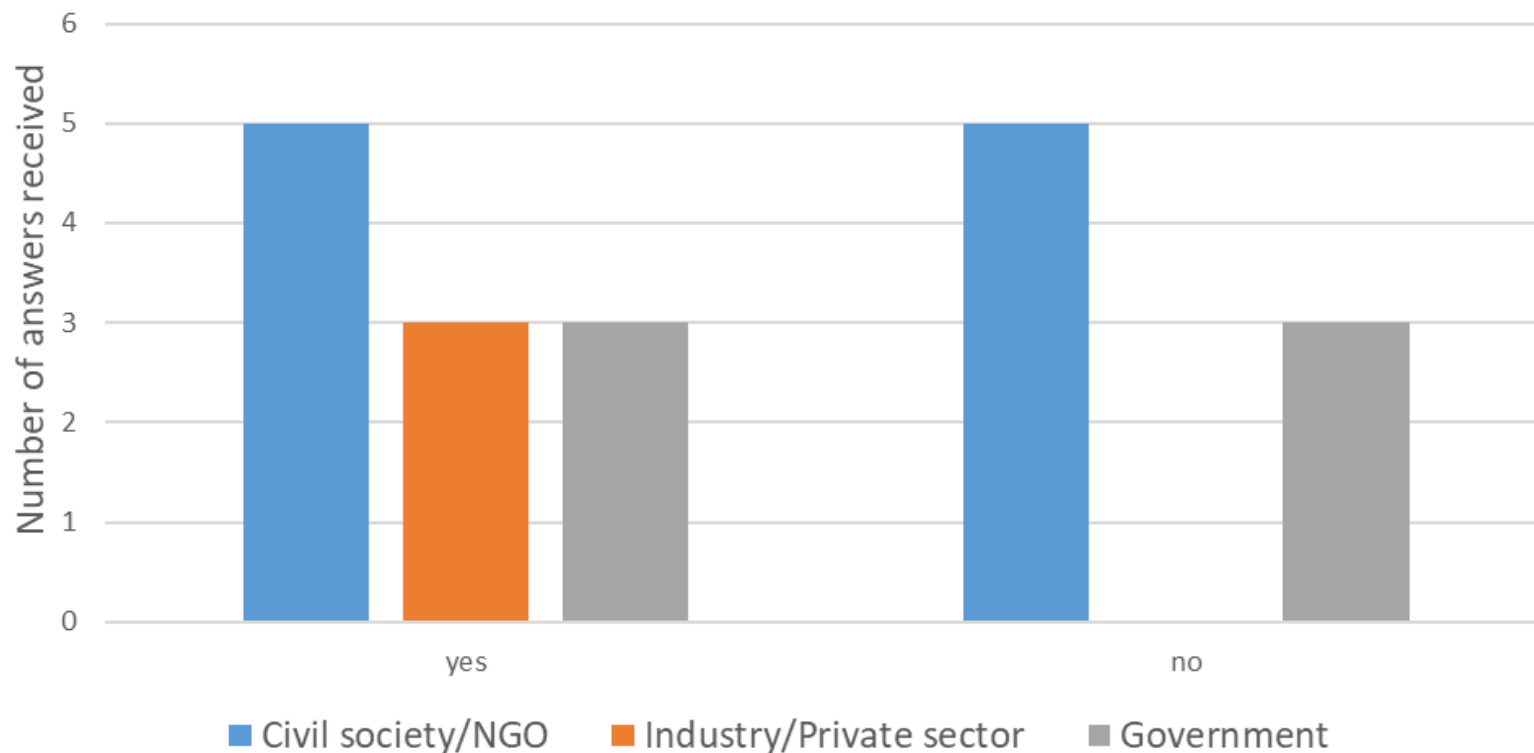
**A second group of indicators:** Indicators measuring the implementation of the Global Framework on Chemicals in economic and industrial sectors along value chains

**Development of new indicators**

# 5. Update on progress of work under workstream 3

## First group of indicators

Do you use indicators that measure the integration of safe and sustainable chemicals and waste management in sustainable development decision making processes related to SDGs, climate change, biodiversity loss, labour, health, , waste management, finance,



# 5. Update on progress of work under workstream 3

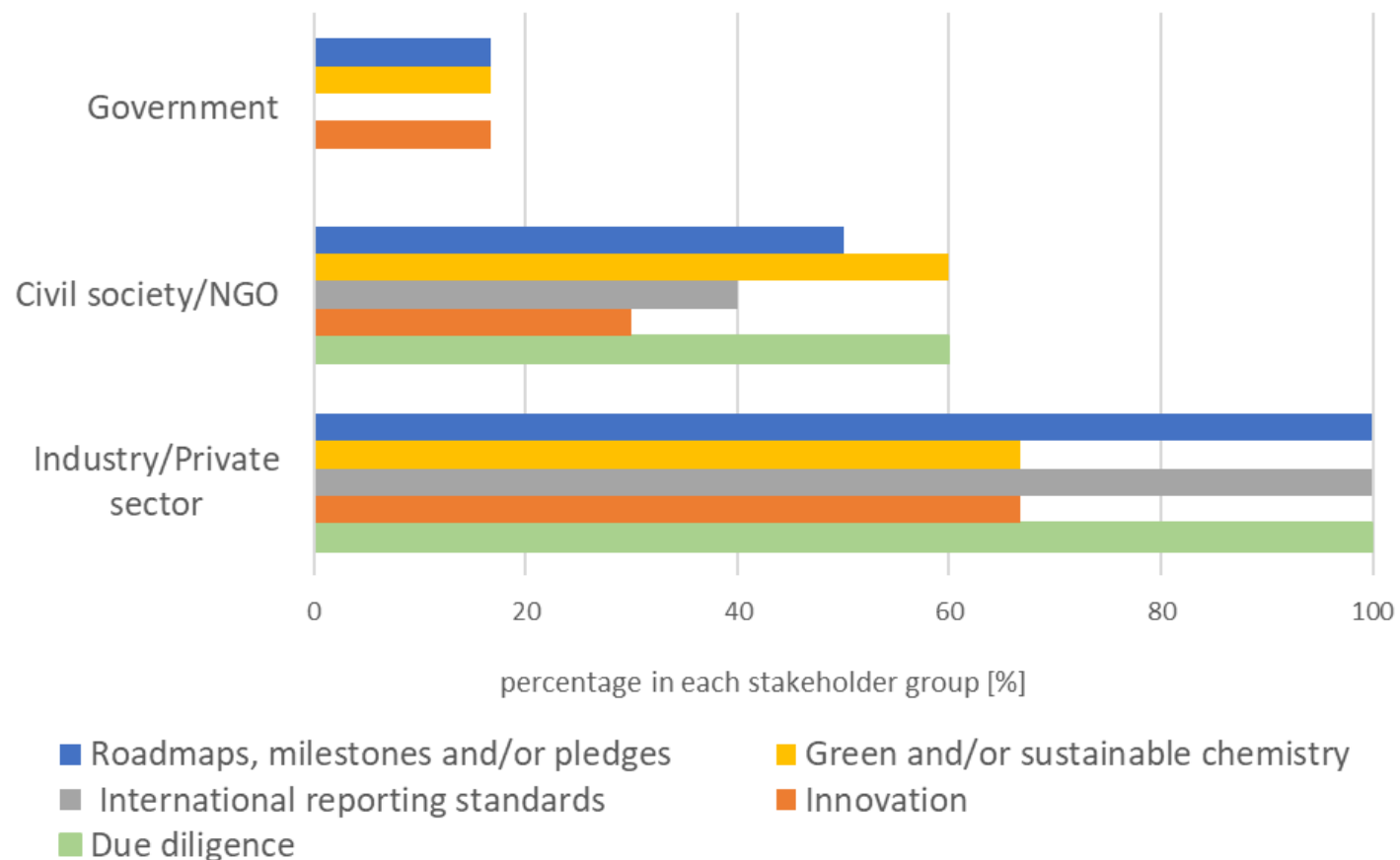
## First group of indicators

- **Industries: ESG indicators including indicators related to chemicals management linked to safety, health and gender**
- **Existing reporting standards already adopted to evaluate performance and progress of private companies**
- **Indicators related to chemicals and waste already being used in other Conventions and Agreements such as Biodiversity indicators, Basel indicators, IOMC indicators, and SDG indicators**

# 5. Update on progress of work under workstream 3

## Second group of indicators

Economic and industrial sectors where stakeholder groups use indicators that measure the implementation of the GFC along the value chains.

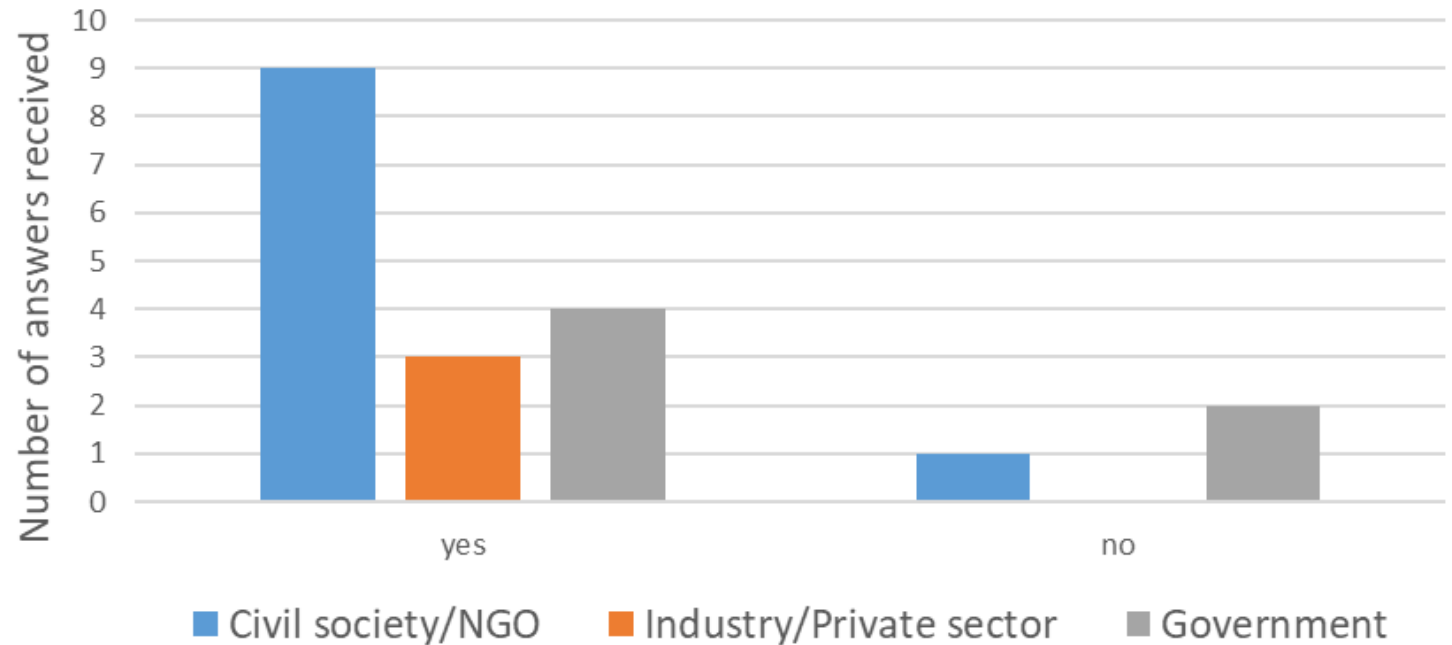




# 5. Update on progress of work under workstream 3

## Third group of indicators

Do you see the need for identifying new indicators or are you developing new indicators that measure progress in the implementation of the GFC and any other commitment towards the achievement of the objectives and targets of the Framework?



# 5. Update on progress of work under workstream 3

## Third group of indicators

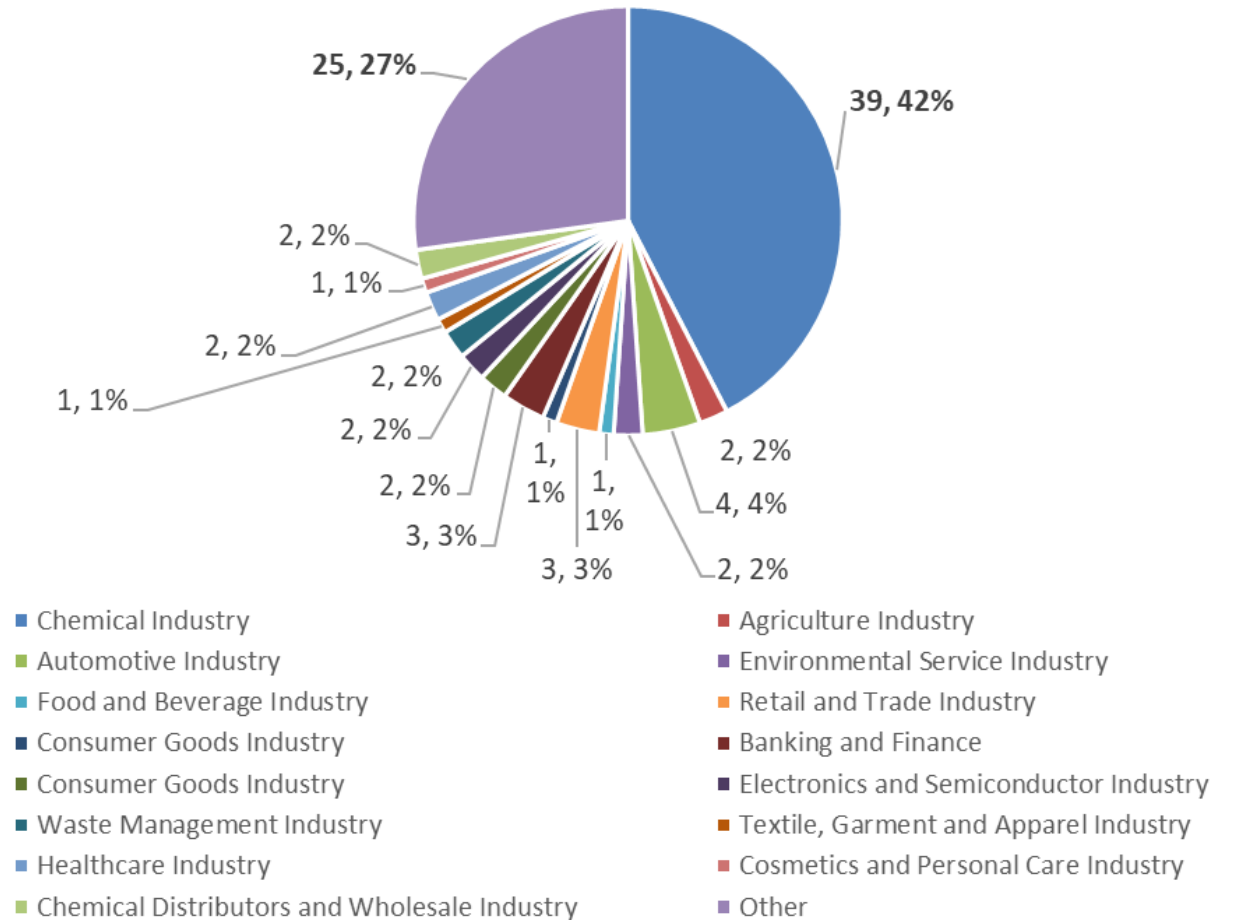
### Need for indicators

- to standardise procedures in the evaluation of companies across different sectors
- Gender-related
- Chemical identity information for manufactured materials and products transparent, available, and traceable to all stakeholders throughout the value chain

# 5. Update on progress of work under workstream 3

## IOMC survey on implementation programmes

Industry sectors that expressed interest in sharing additional details to contribute to the development of industry indicators for the GFC implementation.



# 5. Update on progress of work under workstream 3

## Conclusions

- **All stakeholder groups expressed interest and commitment in contributing to the development of indicators**
- **Ongoing and relevant experiences and practices from private sectors and industry in the use of indicators**
- **Identify indicators to monitor progress targeted to specific industry and economic sectors along the value chain**

# 5. Update on progress of work under workstream 3

## Next steps

- Identify indicators that measure progress in the implementation of transparency and traceability all along the value chain
- Address gaps in indicators that measure innovation and green and sustainable chemistry
- Evaluate the relevance of the indicators to the GFC
- Technical experts' workshops

# 6. Update on progress of work under workstream 2

## a) Update on progress of work under workstream 2

### HL indicator on global environmental burden attributable to chemicals and waste indicator

[Document GFC/OEAHGMI.2/5 “Draft concept note - Proposed approach in developing a high-level indicator on global environmental burden attributable to chemicals and waste”](#)

# Update on the development of a high-level indicator on the “global environmental burden attributable to chemicals and waste”

---

**Third Meeting of the open-ended ad hoc group on measurability and indicators – 13 November 2024**

---

Stéphanie Laruelle, Programme Management Officer, Knowledge and Risk Unit, Chemicals and Health Branch, UNEP

# Role of the Task Team

---

- Develop a high-level indicator on the “global environmental burden attributable to chemicals and waste”
- Consider the applicability of existing information, data sets, assessments and monitoring systems as well as, amongst others, Targets D6 and B7
- Report on progress to the OEAHGMI and present outcome to the OEWG (June 2025)

*UNEP invited to lead the task team with support of OECD and UNECE together with other interested stakeholders.*



# Proposed approach in developing the high-level indicator

- By OEWG (June 2025): focus on objectives, scope, criteria & constituting elements
- By International Conference (Q4 2026): define methodology, operationalization, test and present proposed HLI in draft “factsheet”
- Regular task team meetings, call for input and expert consultations

[GFC\\_OEAHGMI.2\\_5 - Concept note workstream 2\\_UNEP.pdf](#)

OEAHG – 1.1 (Apr. 2024) & OEAHG – 1.2 (May 2024)

OEAHG – 3 (Nov. 2024)

**OEWG1**  
**(June 2025) -**  
**Submission of**  
**outcomes**

OEAHG – 6 (Nov. 2025)

OEAHG – 8 (Jun. 2026)

**Inter. Conf.**  
**(Q4 2026)**

OEAHG – 2 (Aug. 2024)  
- TT – 1 (Sep. 19, 2024)

OEAHG – 4 (Feb. 2025)

OEAHG – 5 (Aug. 2025)

OEAHG – 7 (Mar. 2026)

OEAHG – 9 (Sep. 2026)



# Views expressed on the scope of the HLI

Comprehensive, addressing both environmental and health impacts across the lifecycle of chemicals

Improvements in the environment

Reduction of exposure and production

Chemicals pollution (similar to air pollution) not measuring individual chemicals or groups

Environmental impacts

Show improvements regarding chemical contamination of air, water, soils and regarding negative effects on biodiversity

Triple planetary crisis (climate change, loss of biodiversity and pollution)

Quantitative measures with qualitative assessments like the effectiveness of regulatory frameworks

If information on burden is lacking, at least as an interim solution, amount of production, use and disposal could be used

Sectoral, provincial, national and transboundary impacts on the environment

Track the chemical and waste burden of the environment

All environmental matrices

Bioaccumulation and persistence in the environment

Chemical impact on soil, water, air and biodiversity

Improvement of health

Environmental impacts from chemical, waste and pollution, including e.g. contamination of environmental compartments

Scope needs to be pragmatic as well - what can be measured that is informative that can also be done within potential resource constraints

Geographic Scope - Global Monitoring

Comprehensive assessments of impacts on air, water, and soil.

Not only measure the environmental damage, but look upstream at production and exposure reduction

Cross-sectoral impact between environment and health (not dealt with exclusively in silos)

Trends in production volumes of chemicals, of chemicals of concern, exports and imports, production volumes of waste, and exports and import, use of chemicals

Inclusivity and Equity

Bioaccumulation and persistence in the environment

Easily communicated

Quantification of impacts on biodiversity and climate change from the life cycles of chemicals and waste



# Views expressed on other criteria/aspects to be met

Focus on the agreed criteria first  
Identifying others should be distinctly separated from the agreed one

Criteria on availability of data to create a baseline and to assess progress is problematic as this will be an obstacle for developing new indicators which may not have the required data yet

Comparable across countries and regions over time  
Connection to the SDGs  
Protect Human Health  
Allow for the development of new indicators if existing ones do not fit  
Consider the limited statistical capacities of countries  
Use proxies when actual burden cannot be measured

Scientific Validity and Credibility  
Non-availability of data should not be an exclusion criterion  
Sufficient with the existing criteria  
Broad and easy understood for all  
Preferably only one indicator or max three  
Measurable, does not require major methodological work (if proposing a new indicator), timely (monthly, quarterly..)  
Modalities to collect and share data for targets B2 and B3

Show benefits gained  
High- level means broadly understood, even if an aggregated indicator  
Address root causes  
Precaution  
Communication aspect  
Applicability with geographical balance as well as balance in stakeholders' input

Promote transparency and accountability in terms of data sources, methodologies, and entities responsible for reporting

High- level means broadly understood, even if an aggregated indicator. Preferably only one indicator or max three

Precaution

Communication aspect

Applicability with geographical balance as well as balance in stakeholders' input

# Views expressed on sources of information, data sets and assessments /monitoring systems that may be useful

---

“EU Chemicals Indicator Framework”

“Academic studies”

“OECD Global database”

“PRTR systems”

“Work around the planetary boundaries”

“Sentinel chemicals”

“National and Regional Chemical Management Systems”

“Data from waterlogs showing substances discharge into wastewater”

“Red lists of threatened species of the IUCN”

“Regional monitoring programs, e.g. the Arctic Monitoring & Assessment Programme”

“Health Care Without Harm Chemicals of Concert to Health and Environment”

“Global Environment Monitoring System (GEMS) - Water Programme”

“SDGs Report 2024”

“National monitoring systems”

# Proposed next steps

---

- Second meeting of the task team in December 2024 (date tbc)
- Further consultations with experts/academics on the construct of the indicator
- Call for further input on relevant sources of information and existing databases



Thank you for your attention!

# **6. Update on progress of work under workstream 2**

## **b) Update on progress of work under workstream 2**

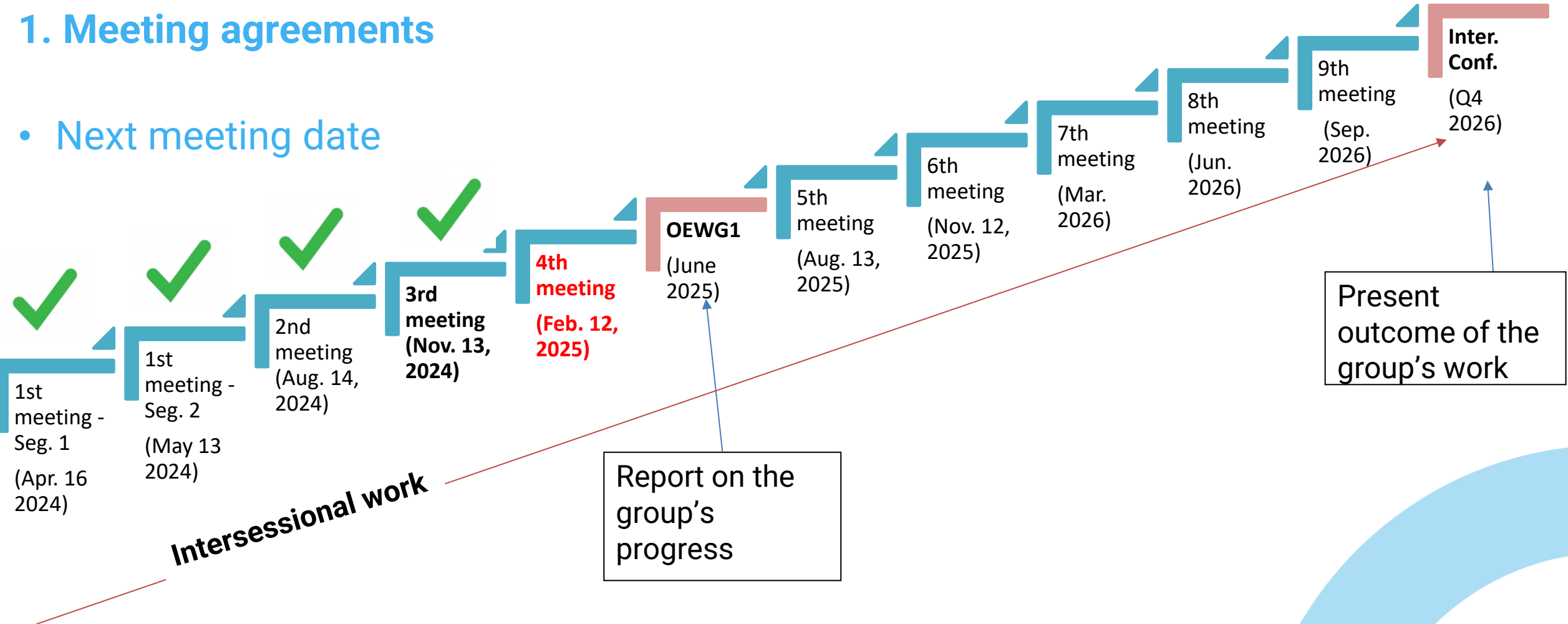
**HL indicator on global burden of disease attributable to  
chemicals and waste indicator**



# 7. Next steps

## 1. Meeting agreements

- Next meeting date



## Schedule of the work of the group

Note-The exact dates indicated are tentative and will be confirmed prior the sessions

# 7. Next steps

## 2. Main deliverables and areas of work

### Next Deliverables by the fourth meeting of the OEAHGMI on 12 February 2025

#### ➤ Workstream 1

- ❖ Finalize the list of priority indicators
- ❖ Gap analysis: IOMC to identify targets that lack indicators. Report on progress at 4th meeting

#### ➤ Workstream 3

- ❖ Secretariat to share the report with the task team for feedback.
- ❖ Revised version to be presented at fourth meeting. Report on progress at 4th meeting

#### ➤ Workstream 2 – High-Level indicators

- ❖ UNEP to hold a second meeting with task team. Report on progress at 4th meeting
- ❖ WHO to hold a webinar with task team and experts. Report on progress at 4th meeting
- ❖ Way forward on identifying new indicators to be proposed at the fourth meeting of the OEAHGMI

- Secretariat to revise the thought starters on criteria and factsheet template, revised versions to be presented at 4th meeting

# 7. Next steps

## 3. Working modalities

- Meetings will be conducted in English.
- Request written submissions from leads two weeks in advance- will be uploaded to the website.
- Send any other submissions from relevant stakeholders to the Secretariat ([unep-gfc.secretariat@un.org](mailto:unep-gfc.secretariat@un.org)) Deadlines will be notified to participants.
- All Meeting Reports and relevant documentation will be uploaded to the website.
- Works of the teams done intersessionally will be conducted separately with Secretariat support as requested.
- Secretariat will compile information of participants in each workstream and liaise accordingly with team leads.

# 8. Any other business

# 9. Closure of the meeting

---

Thank you

---