

REPORT ON ACHIEVEMENTS FOR THE YEAR 2015

PUTTING BIODIVERSITY
AT THE HEART OF
DECISION-MAKING



UNEP



WCMC

© 2016 United Nations Environment Programme

This publication may be reproduced for educational or non-profit purposes without special permission, provided acknowledgement of the source is made. Reuse of any figures is subject to permission from the original rights holders. No use of this publication may be made for resale or any other commercial purpose without permission in writing from UNEP. Applications for permission, with a statement of purpose and extent of reproduction, should be sent to the Director, UNEP-WCMC, 219 Huntingdon Road, Cambridge, CB3 0DL, UK.

The contents of this report do not necessarily reflect the views or policies of UNEP, contributory organizations or editors. The designations employed and the presentations of material in this report do not imply the expression of any opinion whatsoever on the part of UNEP or contributory organizations, editors or publishers concerning the legal status of any country, territory, city area or its authorities, or concerning the delimitation of its frontiers or boundaries or the designation of its name, frontiers or boundaries. The mention of a commercial entity or product in this publication does not imply endorsement by UNEP.

About UNEP World Conservation Monitoring Centre

UNEP-WCMC is a world leader in biodiversity knowledge. The Centre prides itself on delivering the highest quality information available, for the good of the planet.

The Centre was established over 35 years ago, and since that time has built a reputation worldwide for reliable and effective ways to apply its knowledge and expertise, to address the needs of its clients and partners.

UNEP-WCMC specializes in measuring biodiversity change, the causes of that change, evaluating options, and improving the capability of others to do the same.

The Centre works closely with other international governmental and non-governmental organizations, national governments, universities, research centres, the corporate sector and private foundations.

WCMC Board of Trustees and Honorary Members

Mr Robert Napier CBE (Chairman)
Professor William Adams
Sir Rudolph Agnew (Honorary President)
Mr Patrick Haighton
Dr Kathy MacKinnon
Mr Robin Mortimer
Mr Alasdair Poore
Mr Andrew Powell
Dr Camilla Toulmin
Dr Jennifer Zerk

ISBN: 978-92-807-3536-9

UK charity registration number 328044

UNEP promotes environmentally sound practices globally and in its own activities. This publication is printed on uncoated 100 per cent recycled paper and the inks are soy-based. Our distribution policy aims to reduce UNEP's carbon footprint.

CONTENTS

Achim Steiner	03
Robert Napier	04
Jon Hutton	05
How the Centre has performed	06
Our key achievements in 2015	09
Working at UNEP-WCMC	28
Financial overview	30
UNEP-WCMC publications 2015	33



Achim Steiner

UN Under-Secretary-General and
Executive Director of UNEP



“The global community
is well placed to put
biodiversity at the heart
of decision-making.”

SINCE THE LATE TWENTIETH CENTURY, THE GLOBAL COMMUNITY HAS PROFOUNDLY CHANGED ITS UNDERSTANDING OF ENVIRONMENTAL SUSTAINABILITY. FROM INITIAL ACKNOWLEDGEMENT THAT BIODIVERSITY COULD BE LOST, WE HAVE COME TO REALISE WHAT THAT LOSS REALLY MEANS AND ARE LEARNING TO BETTER MANAGE THE ECOSYSTEMS THAT UNDERPIN OUR LIVELIHOODS, SECURITY AND FUTURE DEVELOPMENT.

THIS CHANGE IS BOTH DRIVEN by and reflected in the work of the UNEP World Conservation Monitoring Centre (WCMC), which once again delivered a strong performance in 2015.

Global discussions now recognize biodiversity as part of our heritage, culture, economy and quality of life. It is our natural capital. The three pillars of sustainability – social, economic and environmental – no longer stand alone, but are wound and bound together.

Last year’s adoption of the ambitious 2030 Agenda for Sustainable Development highlights this new way of thinking. Now that nations understand their fundamental reliance on the environment, efforts are focused on the integrated implementation of governance that takes account of biodiversity.

UNEP-WCMC supported those efforts in various ways by using modelling and scenario projects to explore the impact of policy options on emissions, agricultural production and biodiversity, highlighting the potential for balancing food and biofuel production with environmental protection. We also identified ways to improve cooperation in implementing biodiversity-related conventions and reviewed the need for associated capacity-building and awareness-raising.

There is still much progress to be made, but as this Annual Report shows, the global community is well placed to put biodiversity at the heart of decision-making. I would like to thank the UNEP-WCMC and all of our partners for making this possible.

Robert Napier

Chair, WCMC Board of Trustees



“2015 marks another
successful year
for the Centre”

OUR TEAM HAS STRENGTHENED WITH BROADER SKILLS NOW ON BOARD, SETTING THE STAGE FOR US TO ENGAGE MORE FULLY IN HELPING OUR PARTNERS TO MAINSTREAM BIODIVERSITY AND ECOSYSTEM SERVICES INTO THEIR DECISION-MAKING.

WE HAVE FURTHER STRENGTHENED the Board of Trustees with three new recruits, maintaining a strong financial perspective whilst building our engagement on international biodiversity and ecosystem services.

We extended our work supporting UNEP's own regional strategic presence with promising opportunities emerging in China and a deepening of our work with government agencies in Brazil.

All this was against a backdrop of building closer ties with UNEP through the implementation of its medium-term strategy and its work with the Sustainable Development Goals.

Of course, our achievements are elaborated more fully in the rest of this report, but what certainly merits further mention here is the legacy of the outgoing Director Jon Hutton and his Deputy Maxwell Gomera as they depart the Centre after 10 and five years of leadership respectively. Their efforts in building positive connections with our partners in general, and especially UNEP headquarters in Nairobi, have been outstanding and leave us well positioned for our future.

We look forward to welcoming their successors, Neville Ash and Corli Pretorius, both well-established within the UN family and excellent additions to our team in Cambridge.

Jon Hutton

UNEP-WCMC Director



“I owe a great deal to UNEP-WCMC for the many opportunities it has provided me during the last decade and I have enjoyed being part of a high-performing team”

FOR ME, THE MOST PROMINENT FEATURE OF 2015 WAS OUR ENERGETIC AND FOCUSED IMPLEMENTATION OF THE 2014 REVIEW AND SUBSEQUENT STEERING COMMITTEE RECOMMENDATIONS.

WE WERE CHALLENGED TO EMBED UNEP-WCMC firmly into the UNEP Programme of Work and bring our WCMC colleagues more strongly into key UNEP processes and, by the end of the year, we had achieved both.

Sadly, as they say, there is no gain without pain, and this was largely borne by our outstanding team of scientists, who in addition to their challenging workload, learnt how to navigate the channels of UNEP’s internal processes. Their emergence into calmer waters is a testament to their hard work, dedication and adaptability – characteristics that are key features of UNEP-WCMC’s value proposition to colleagues within UNEP and the many organizations that work with us.

Had I known that 2015 would be my last year with the Centre, I might have been even more ambitious! At the end of 2015, after a full 10 years of being Director, I decided to leave the Centre to pursue new challenges.

I owe a great deal to UNEP-WCMC for the many opportunities it has provided me during the last decade and I have enjoyed being part of a high-performing team. Our list of achievements is long and I hope and believe that we have built an institution with a coherent purpose and thriving team that can face the future with confidence.

I wish the Centre every success in the coming years, when its services will certainly be needed more than ever before.

HOW THE CENTRE HAS PERFORMED

OUR KEY PERFORMANCE INDICATORS DEMONSTRATE THE STRENGTH OF THE CENTRE'S FINANCIAL PERFORMANCE AS WELL AS OUR INCREASED SCIENTIFIC OUTPUT AND CONTINUED STAFF SATISFACTION

The Centre's balance sheet strengthened and at the end of the year the Centre was able to meet its reserves target of six months of operating costs. This leaves the Centre well positioned to build on investments in key project areas in the months ahead.

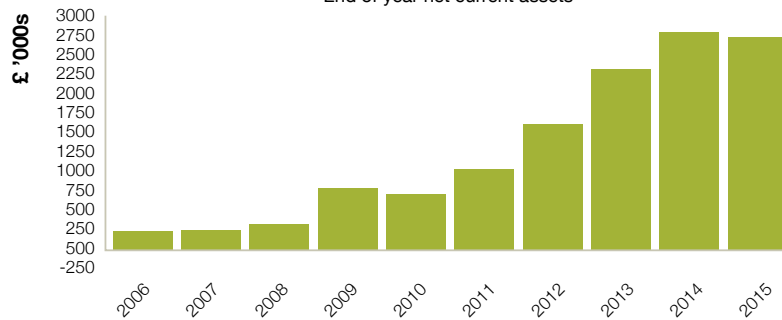
We continue to manage our fixed cost base tightly and to seek efficiencies where possible. In 2015, our administration team comprised 13 per cent of our total staff, and remained flat, whilst supporting an increase in the scientific capacity of the Centre.

Income levels have continued to grow. UNEP continues to be the single largest funder, with other funders contributing 56 per cent of the total income since 2004.

* Recognizes the removal of the Gift in Kind from UNEP

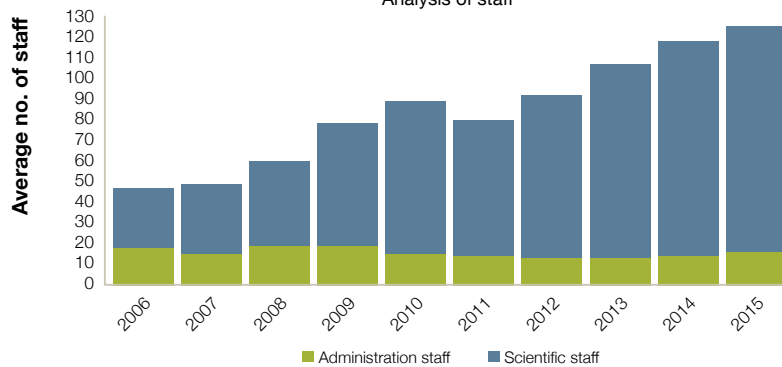
Our financial performance

End of year net current assets



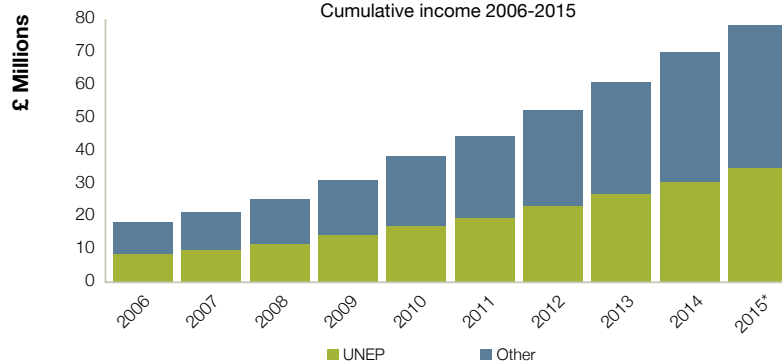
Our efficiency of operation

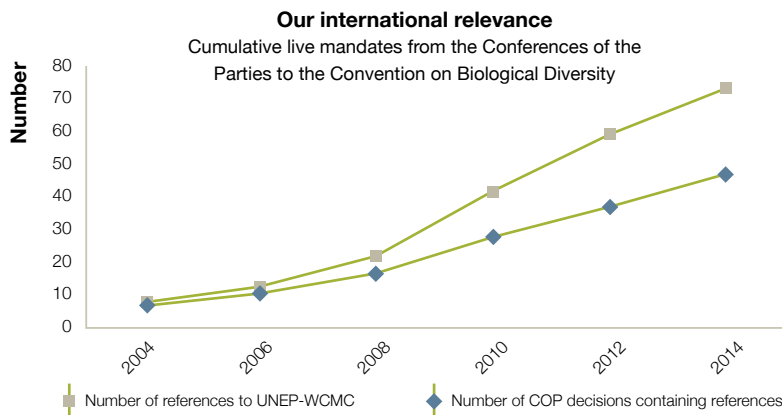
Analysis of staff



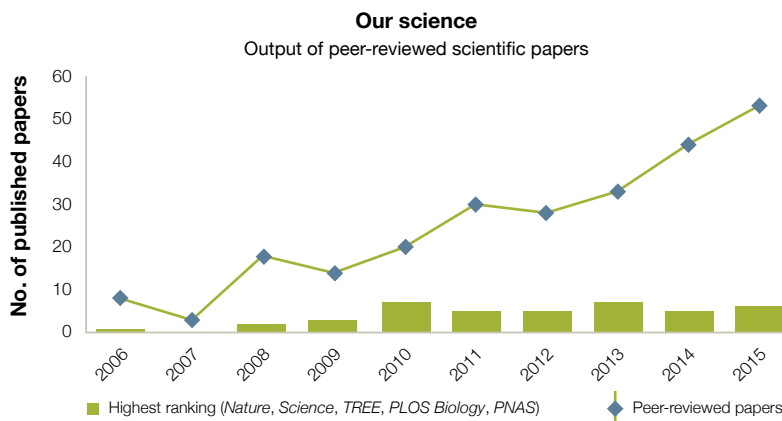
Our income

Cumulative income 2006-2015





Our work continues to be referenced in decisions made at the Conferences of the Parties (COP) to the Convention on Biological Diversity. In 2014, the work of the Biodiversity Indicators Partnership, and the National Biodiversity Strategies and Action Plans Forum, was referred to in decisions made at COP12.

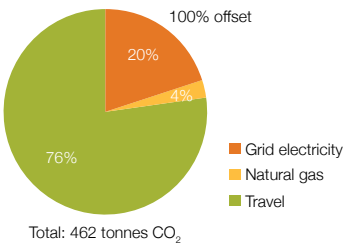


In 2015, our journal publications grew to a record high of 53, with papers published by staff across all of our thematic programmes. We continue to publish at least five papers each year in the highest-ranking journals, including leading papers on projected impacts of land-use change and the economic benefits of biodiversity.



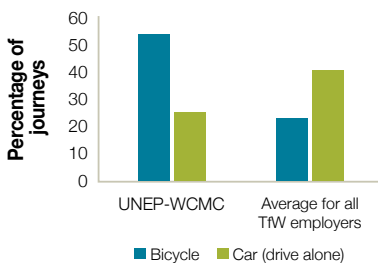
In our annual survey, the Centre asks staff to what extent they agree with the statement "I'd recommend UNEP-WCMC as a great place to work" as a measure of their satisfaction with the Centre as a workplace. In 2015, this figure remained steady at 80 per cent.

Total carbon emissions produced by the Centre in 2015 (tCO₂)

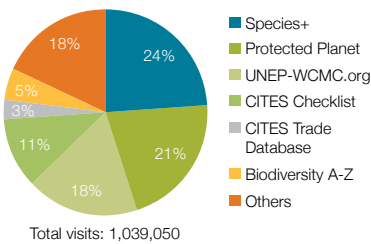


Since 2010, the Centre has offset all emissions resulting from our air travel and building emissions.

Journeys to work by transport type



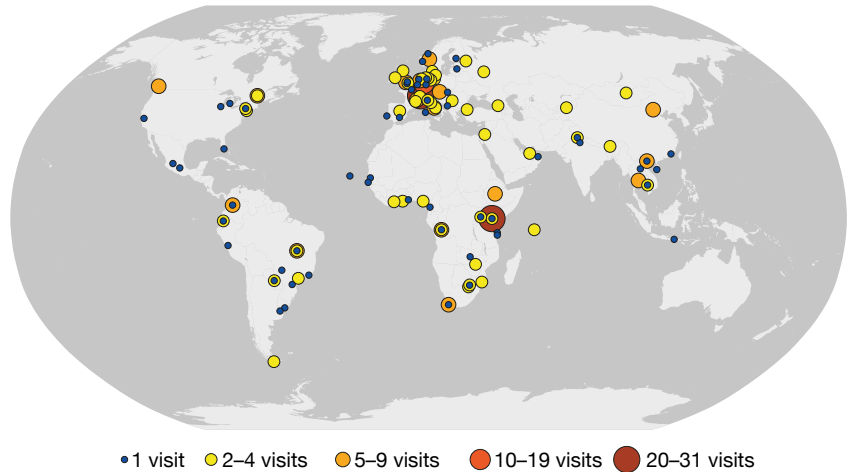
Number of visits to UNEP-WCMC managed websites



The designations employed and the presentation of material on these maps do not imply the expression of any opinion whatsoever on the part of the Secretariat of the United Nations concerning the legal status of any country, territory, city or areas of its authorities, or concerning the delimitation of its frontiers or boundaries.

OUR ENVIRONMENTAL PERFORMANCE

Flights taken to destinations worldwide for work



In 2015, the Centre's staff made 342 return flights, averaging 2.7 flights per person. We are committed to reducing this through the promotion of tele- and video-conferencing. Train journeys account for 15 per cent of travel.

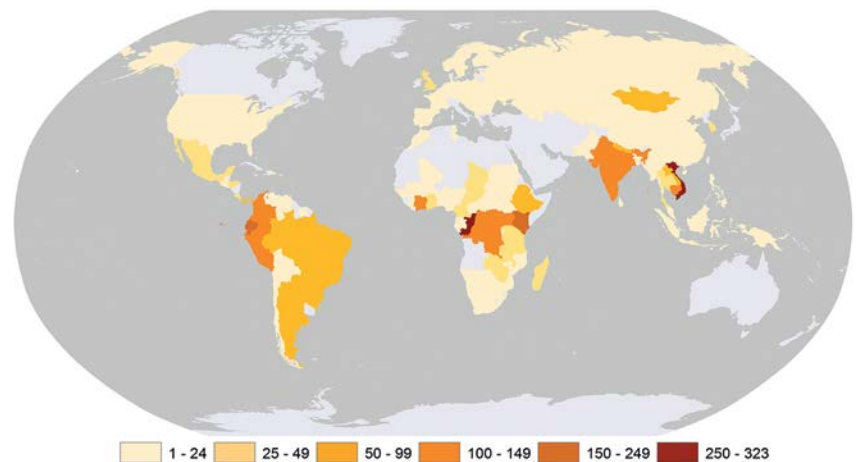
Staff are committed to using sustainable forms of transport for their commute and, in 2015, 67 per cent of staff travelled to work by foot, bike or public transport. We take part in Cambridgeshire's annual Travel for Work (TfW) scheme and once again the percentage of our staff who cycled to work was more than double the Cambridgeshire average.

OUR DIGITAL IMPACT

In 2015, there was a 14 per cent increase in the number of visits to UNEP-WCMC websites compared to 2014. This is likely a result of investment in major redesigns and new features on many of our biggest applications.


OUR INTERNATIONAL REACH

Participant training days per country



In 2015, UNEP-WCMC provided training to 1,372 participants from 116 countries through 54 capacity-development workshops. This amounted to a total of 3,818 participant training days.

OUR KEY ACHIEVEMENTS IN 2015





The results of the WET index show that the global extent of natural wetland declined by 30 per cent between 1970 and 2008, and that marine and coastal wetlands are declining more quickly than inland wetlands

The Sustainable Development Goals present an opportunity to embed biodiversity into the heart of decision-making

WE ARE SUPPORTING
THE IMPLEMENTATION
OF THE 2030 AGENDA
FOR SUSTAINABLE
DEVELOPMENT
BY IDENTIFYING
AND DEVELOPING
INDICATORS

Developing indicators to track global biodiversity change


IN 2015, the international community adopted the 2030 Agenda for Sustainable Development, which is to be achieved through meeting 17 Sustainable Development Goals (SDGs) over the next 15 years. The implementation of the Agenda – which includes SDGs on terrestrial and marine ecosystems – will support the integration of environmental considerations into economic and development decision-making.

Suitable environmental indicators are needed to measure progress towards SDGs and our role as convener of the Biodiversity Indicator Partnership (BIP) has enabled us to identify relevant indicators that are maintained by BIP partners to track changes in biodiversity for the Convention on Biological Diversity (CBD) and others. Through UNEP, we successfully promoted them within the SDG process and 11 are being considered as official indicators by the Inter-Agency and Expert Group on SDG Indicators.

Where suitable indicators do not yet exist, UNEP-WCMC has the capability to develop new methodologies that allow changes in biodiversity to be measured. In 2015, we published the Wetlands Extent Trends (WET) index, which was developed with the Ramsar Convention Secretariat. Based on the Living Planet Index, the WET index compiles time-series records from studies all over the world to assess changes in the extent of natural wetlands at different scales. The WET index fills an important gap in the suite of global biodiversity indicators, and it is already proving useful for evaluating progress on wetland-related policy objectives, including those adopted under the Ramsar Convention and the CBD. It too is a candidate indicator for the SDGs.



Image copyright Vadim Petrakov. Used under licence from Shutterstock.com



After revising its National Development and Biodiversity Plans, the Ugandan Government has increased its budget for managing the environmental impact of oil and gas extraction in the biodiversity-rich Albertine Graben by US\$1.2 million per year

Village in Uganda

WE HELP COUNTRIES
ACCOUNT FOR THE
LINKS BETWEEN
BIODIVERSITY AND
DEVELOPMENT

Putting biodiversity at the heart of national development

DURING 2015, UNEP-WCMC supported a number of African countries to integrate biodiversity and development considerations into national planning. Collaborating with the International Institute for Environment and Development, the CBD Secretariat, the UN Development Programme (UNDP) and the UNDP–UNEP Poverty–Environment Initiative, we helped Botswana, Namibia, Seychelles and Uganda to take into account the links between biodiversity and development in their revised National Biodiversity Strategies and Action Plans (NBSAPs) and National Development Plans (NDPs).

To provide inspiration and guidance, the project established an African Leadership Group (ALG). The Group consists of government representatives from the ministries responsible for environment, finance, planning and economics, alongside independent expert members. ALG members act as champions for reciprocal mainstreaming, whereby biodiversity plans and policies address development issues, and vice versa. They work to build mutual understanding between ministries involved in development planning and those responsible for revising and implementing NBSAPs.

As a result of the Group's efforts, Uganda's second NDP now reflects elements of the country's NBSAP and includes a five-year budget of US\$2.5 million for NBSAP activities. Oil and gas discovery and production, identified as critical new and emerging issues for Uganda, have also been taken into greater consideration by the country's NBSAP.

The revised NBSAPs of Botswana, Namibia, Seychelles and Uganda all present a stronger case for biodiversity to support the achievement of national development priorities. Tools and guidance materials developed by the project are freely available on the online NBSAP Forum, a source of resources for NBSAP practitioners, and have been used at several CBD-organized regional workshops on NBSAP revision and resource mobilization across the world.

Recognizing the success of the project and the ALG, UNEP-WCMC will be supporting four more countries – Ghana, Malawi, Zambia and Zimbabwe – during 2016. All eight countries will work together and be supported to use their new NBSAPs to influence key development policies and budgeting processes.



Image copyright LMspencer. Used under licence from Shutterstock.com



Our collaborative research in the REDD+ Policy Assessment Center project shows that the implementation of Brazil's Forest Code could result in zero net forest emissions after 2030, due to forest regrowth and reduced deforestation

The MacArthur project was an opportunity for decision makers in the Andes, Great Lakes and Mekong regions to build their capacity in accounting for biodiversity across a range of sectors

WE HELP ENHANCE
THE CAPACITY OF
GOVERNMENTS TO
DEVELOP POLICY
THAT ACCOUNTS FOR
BIODIVERSITY

Using models to link biodiversity, climate and agriculture

UNEP-WCMC STRIVES for a world where decision makers at all levels in all sectors take full account of the values of biodiversity. One way we support this is by using models and scenarios that link biodiversity, climate and agriculture to provide decision makers with high-quality information and enhance their capacity to account for biodiversity.

As part of a consortium of research institutes working on the REDD+ Policy Assessment Center project, UNEP-WCMC applied a land-use model for Brazil to explore the impacts of current policies on biodiversity. By adapting the Global Biosphere Management Model (GLOBIOM) economic model originally developed by the International Institute for Applied Systems Analysis, the project assessed the possible impacts of policy options on emissions, agricultural production and biodiversity.

The research revealed the importance of implementing Brazil's Forest Code for reducing greenhouse gas emissions, and the potential for balancing agricultural production with biodiversity conservation. The model projects a 92 per cent decrease in carbon emissions from deforestation by 2030 compared to 2000 levels under full implementation of the Code. The results were used by Brazilian decision makers in developing the country's Intended Nationally Determined Contribution, submitted to COP21 of the UN Framework Convention on Climate Change in Paris in 2015.

Our project with the MacArthur Foundation on commodities, biodiversity and land-use planning concluded in 2015. It provided decision makers in the Andes, Greater Mekong, and Great Lakes of East and Central Africa with information and tools to balance land-use demands and limit the adverse impacts of commodity development on biodiversity and ecosystem services.

Potential future changes in biodiversity and ecosystem services were modelled using regional socioeconomic scenarios and a land-use model. A web-based tool helped explore the results, and policy-evaluation workshops assessed the robustness of national policies in the face of future developments and uncertainty. One outcome was that Cambodia used the scenarios to help guide the development of its Climate Change Priorities Action Plan for Agriculture 2014-2018, which includes a strong focus on climate-smart agriculture.

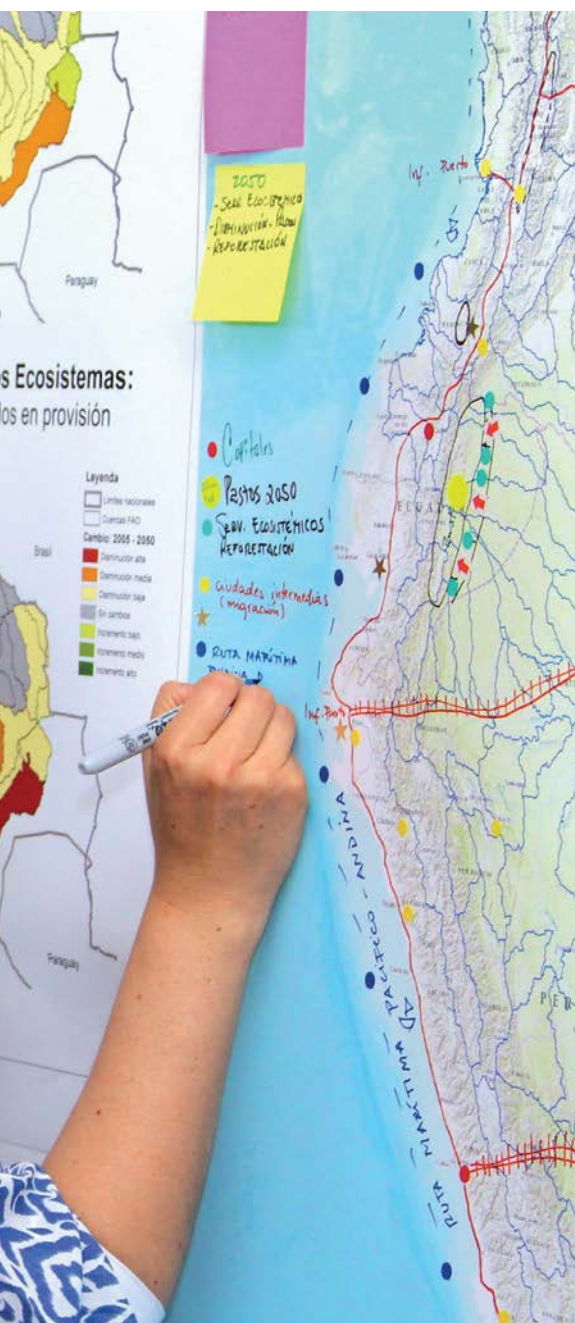


Image copyright Elisabeth van de Grift



We have recruited a lead economist, who will help build our capacity and external networks in this field

The BBC's Earth Index estimated that coral reefs are worth £6 trillion a year in services they provide for people

WE ARE SUPPORTING
UNEP'S EFFORTS TO
BRING ECONOMIC
LITERACY INTO THE
ENVIRONMENTAL
DEBATE

Strengthening economic understanding of the environment


ECONOMIC LITERACY enables decision makers to account for biodiversity in their economic and environmental decision-making. Part of our work in this area has focused on how to formally include natural capital in national accounting processes. In 2015, we developed technical guidance on how this can be done in collaboration with the UN Statistics Division, the Economics of Ecosystems and Biodiversity (TEEB) Office of UNEP, and the CBD. The guidance will help government statisticians collect and organize data about the status and trends of ecosystems and species diversity in a way that will eventually allow policymakers to link changes in natural capital with changes in economic activity.

In parallel, we participated in an awareness-raising initiative, working with the environmental campaigner, writer and sustainability adviser Tony Juniper on a British Broadcasting Corporation (BBC) project examining the value of nature. We identified and reviewed different resources and datasets to support the development of a 'BBC Earth Index', which was launched in the stock exchange listings of financial newspapers around the world. The aim of the initiative was to raise public awareness of the value of the species and ecosystems that provide the services people depend on, and encourage greater consideration of natural assets in decision-making.

Importantly, we recognize that estimating the monetary value of natural capital is just one aspect of valuing nature, and our goal is to see the full value of biodiversity embedded in decisions throughout our economies and societies. The TEEB for Agriculture and Food project, led by UNEP, is a good example of this approach, using economic analysis to show the benefit of integrating the value of biodiversity in other sectors. In this project, we contributed to the underpinning research on agroforestry and preparation of the Interim Report, which was launched in December 2015.



Image copyright Fiona Ayerst. Used under licence from Shutterstock.com

The background of the page is a photograph of an oil pumpjack (jack-o'-lantern) in silhouette against a vibrant sunset sky. The sky transitions from a bright yellow near the horizon to a deep orange and red at the top. The pumpjack's long, curved arm is the central focus, extending from the bottom left towards the top right. In the distance, other pumpjacks are visible as small silhouettes against the horizon. A white text box is overlaid on the left side of the image.

Despite declining commodity and oil prices, the Proteus Partnership was renewed for another term in 2015, demonstrating the value it brings to the extractive sector

Proteus is the only global collaboration between the conservation community and the extractives sector that provides access to global biodiversity data and tools and placing these in the context of company biodiversity management practices

WE WORK TO IMPROVE
INTERNATIONAL
EXTRACTIVE INDUSTRY
STANDARDS AND
CORPORATE DECISION-
MAKING PROCESSES,
ENABLING THE SECTOR
TO IDENTIFY AND
ADDRESS ITS IMPACTS
ON BIODIVERSITY

Improving the business and biodiversity landscape

GOVERNMENTS AND INDUSTRY are faced with complex decisions as they attempt to balance economic development with the avoidance of environmental harm. Our decade of collaboration with some of the world's largest extractive companies, through the Proteus Partnership, has shown that data applied effectively to decision-making can be important in addressing these issues. Environmental impact assessments can be improved and negative impacts avoided, resulting in lower environmental footprints.

However, barriers still exist to the wider use of biodiversity information in the sector. These include: the lack of effective legal and financial drivers for improved corporate performance; the failure to incorporate environmental costs and dependencies into business models; and challenges in understanding and acting on private sector impacts.


UNEP-WCMC acts on these barriers by working closely with industry, civil-society and government partners. We undertake regional assessments of the overlaps between biodiversity conservation priorities and resource extraction; help develop internationally recognized standard methods for assessing and mitigating the biodiversity impacts of extractive operations; and explore the governance and policy structures required for more effective corporate biodiversity management.

At the request of the MacArthur Foundation, we reviewed oil governance in Kenya and Uganda, compiling data from multiple stakeholders on laws, policies and standards. This exercise lays the foundations for a monitoring and evaluation framework, an essential component of effective governance of the sector, which enables the implementation of environmental safeguards to be assessed and verified.

We will continue to broaden our reach and impact by engaging with a range of industry sectors on biodiversity management through the timely provision of data, information and analysis.



Image copyright zhengzaisurui. Used under licence from Shutterstock.com



In 2015, 142,356 users in 230 countries and territories visited ProtectedPlanet.net



ProtectedPlanet.net gives users access to reliable information on marine and terrestrial protected areas across the world

HIGH-QUALITY DATA
ON PROTECTED AREAS
IS CRUCIAL FOR
DECISION MAKERS
AND WE HAVE MADE IT
EASIER TO ACCESS THIS
INFORMATION

Expanding the reach and impact of Protected Planet

RELIABLE DATA IS CRUCIAL for informed decision-making and UNEP-WCMC maintains vital global datasets, including the World Database on Protected Areas (WDPA) under the Protected Planet banner. This is widely used by scientists, businesses, governments and others to inform planning, policy development and management.

Analyses of the WDPA, released through global and regional Protected Planet Reports and the UN List of Protected Areas, have an essential role in the indicators used to track progress towards global environmental targets, including the Aichi Biodiversity Targets. Indicators we have developed using the WDPA are also being considered as official indicators for the SDGs.

In 2015, we made improvements to ProtectedPlanet.net, the online home of the WDPA. The download process has been streamlined, statistics are easier to find, and the data on the website are updated on a monthly basis. The improvements contributed to an eight-fold increase in the number of dataset downloads from the site, from 6,000 in 2014 to 47,348 in 2015.

Many platforms are incorporating the WDPA to provide integrated information to diverse users, including businesses and governments, in a range of sectors including mining, oil and gas, and finance. For example, the WDPA is included in the Integrated Biodiversity Assessment Tool, an innovative decision-support tool that gives users easy access to up-to-date information that allows them to identify biodiversity risks and opportunities within a project boundary.

The reach of the WDPA is further enhanced in services developed by other parties, such as the Global Forest Watch and the Digital Observatory for Protected Areas, which provide decision makers with access to monitoring and alert systems that allow whole landscapes to be managed better. Together, these applications of the WDPA demonstrate the growing value and significance of the Protected Planet initiative.



Image copyright Jo Crebbin. Used under licence from Shutterstock.com

In 2015, the Species+ and CITES Checklist websites received 262,552 and 22,583 visits respectively



For the first time, national governments can automatically pull official CITES species information from the CITES Checklist into their own national systems as soon as updates are released. Inset photo: the Biome app allows easier collection of data

WE CREATE INNOVATIVE,
USER-FOCUSED
APPLICATIONS THAT
MAKE IT EASIER
FOR PEOPLE TO GATHER,
INTERPRET AND USE
BIODIVERSITY DATA

Using technology to improve access to accurate data

MOBILE AND WEB TECHNOLOGIES offer the opportunity to improve the flow of biodiversity data – from initial collection, through to analysis and insight – giving decision makers timely access to information and intuitive tools to analyse it.

For example, in 2015, a team from UNEP-WCMC won a competition to attend the European Space Agency's (ESA) 'Space App Camp' in Frascati, Italy. During the camp, they created a user-friendly mobile application which draws down remote-sensing data from the ESA's Copernicus satellite network – such as a leaf-area index, CO₂ readings and water salinity – to provide near real-time geospatial data for researchers working in the field. The information can be used to provide context to the data being collected by the researcher and acts as an opportunity to verify the satellite data. Data collected by a researcher, for example a species population count, is automatically saved to a cloud-based database that is immediately ready for analysis and visualization.

We also worked in collaboration with the Convention on International Trade in Endangered Species of Wild Fauna and Flora (CITES) Secretariat to improve access to protected species information. Earlier work with CITES created two websites – Species+ and the Checklist of CITES Species – that allow users to find data on all species that are listed in the CITES Appendices. In 2015, we launched a new service, in collaboration with the CITES Secretariat and the Governments of Switzerland, France and Belgium, to better integrate these two websites with national information systems.

The new service makes it easier for governments to pull information, such as the Appendix listing and the scientific and common names of species, from the CITES Checklist into the national databases they use to manage CITES information and issue trade permits. This streamlines information flows, reduces mistakes in using species names and improves permit-processing times. Governments can also set the CITES Checklist as the central taxonomic reference point for their own master databases, ensuring that national databases are updated when the Appendices and other relevant information are updated. In future, this will facilitate the development of new information systems, including those that track and trace CITES species.



Image copyright Richard Susanto. Used under licence from Shutterstock.com

Enhanced cooperation can lead to improved access to, and sharing of, data and knowledge, more efficient preparation of national reports, and more effective use of resources



Flags of the UN member countries

UNEP-WCMC IS
SUPPORTING EFFORTS
AT ALL LEVELS TO
PROMOTE INCREASED
COLLABORATION AND
COOPERATION IN THE
IMPLEMENTATION
OF INTERNATIONAL
AGREEMENTS

Enhancing implementation of international agreements

FINDING EFFECTIVE WAYS to enhance cooperation in implementing the different international agreements that relate to biodiversity has been a subject of debate for more than two decades. In 2015, we supported UNEP- and CBD-led initiatives to identify new opportunities for improving implementation through stronger cooperation.


Working with UNEP colleagues, convention secretariats and governments, we used our experience and understanding of international agreements to bring together information that will inform discussions at a number of high-profile meetings in 2016. For example, as part of a UNEP-led process, we helped organize international expert meetings in 2014 and 2015 that resulted in a paper that sets out 28 options for enhancing cooperation in implementing biodiversity-related conventions. The paper will provide input to discussions and decisions taken by governments at both the second UN Environment Assembly, and the CBD's thirteenth Conference of the Parties (COP13) in 2016.

At the request of the CBD Secretariat and governments, we reviewed capacity-building and awareness-raising needs for the integrated, national-level implementation of all the biodiversity-related conventions. The review was informed by our 2015 publication, *Sourcebook of opportunities for enhancing cooperation among the biodiversity-related conventions at national and regional levels*, developed through a collaborative process with key stakeholders. The review will inform discussions at COP13 in December 2016 on what needs to be done to increase cooperation among conventions, and provide options to those involved in implementing agreements at the national level.

We also carried out a preliminary review that identified how the texts, decisions and major activities of the global biodiversity-related agreements relate to the Aichi Biodiversity Targets. The analysis, carried out at the request of the Government of Finland, will also help those involved in implementing the agreements to identify opportunities for increased coherence and cooperation, and will facilitate implementation of the SDGs, many of which relate directly to the Aichi Biodiversity Targets.



Image copyright Jorg Hackemann. Used under licence from Shutterstock.com



In October 2015, we were the UK hosts of the Xianju National Park Management Committee's European study visit

WE HAVE BEGUN
TO ESTABLISH
OUR SUPPORT TO
UNEP IN CHINA
AND CONTINUED
BUILDING
RELATIONSHIPS
WITH GOVERNMENT
PARTNERS

Supporting UNEP's presence in China

OUR SUPPORT FOR UNEP'S EFFORTS to enhance its strategic regional presence continued in 2015 with the appointment of a UNEP-WCMC representative in China. We are working closely with UNEP's office in China to identify how we can best respond to China's needs and priorities, and developing tailored approaches to support and facilitate decision-making that takes account of biodiversity and ecosystem services.

Our work in China builds upon the relationships we have established over several years with government departments at national and provincial levels, research institutes, and non-governmental organizations. For example, we worked with the Chinese Research Academy of Environmental Sciences on provincial-level carbon mapping.

In 2015, we hosted three visiting delegations from China, exchanging knowledge and sharing experiences with representatives from the International Centre on Space Technologies for Natural and Cultural Heritage, the Ministry of Environmental Protection Information Centre, and the Xianju National Park Management Committee.

As part of our ongoing scoping work, we explored how we can support Chinese environmental decision-making in areas such as: business and biodiversity; ecosystem service assessment and natural-capital accounting; climate change; protected areas; and wildlife trade.

We have reached an agreement with the Ministry of Environmental Protection to develop the guidance necessary to create and grow China's Business and Biodiversity Partnership, which aims to strengthen the capacity of businesses and other stakeholders, such as local governments, to understand and manage their impact on biodiversity, both domestically and internationally. We will use examples of international good practice to inform the development of options for the governance, management and financial sustainability of the Partnership. Our recommendations will reflect the membership requirements of the CBD's Global Partnership for Business and Biodiversity Platform, and the needs of stakeholders.



Image copyright feiyuezhangjie. Used under licence from Shutterstock.com

WORKING AT UNEP-WCMC

WE BENEFIT FROM THE WORK OF A WIDE RANGE OF HIGH-CALIBRE PROFESSIONALS.

We are very proud of our core team of about 120 scientific and support staff, our Fellows and our numerous interns. These committed professionals are at the core of our achievements in 2015.

STAFF SURVEY

The Centre has a well-established annual staff survey, evaluating our employee motivation levels and gathering views on a range of subjects. These include the effectiveness of our management, leadership and governance, and our organizational arrangements.

The survey was launched as a forum for feedback within the Centre, as an integral tool to ensure that our team is motivated and engaged in the work that we do. The survey provides an insight into a team of highly committed individuals, passionate about the work they do.

This year, where the response rate was again high at 81 per cent, a number of highlights emerged:

- The overwhelming majority of staff viewed the partnership between UNEP and WCMC as beneficial, with 90 per cent agreeing that it is a major asset. Confidence in our partnership has been consistently strong in the survey.
- In addition to 80 per cent of respondents who agreed that the Centre is a great place to work, 95 per cent agreed that it provides exposure to interesting people and new ideas on important matters. The Centre prides itself on providing opportunities for staff to engage with a variety of biodiversity professionals and innovative concepts. We are pleased that positive responses have been in excess of 90 per cent since 2007.
- Our staff appreciate the approach to scientific quality embedded within our organizational culture, and 97 per cent would recommend our services and products to others.



Our staff enjoy the annual summer barbecue, which is organized by our Social Committee. Image copyright Katherine Despot Belmonte

A FOCUS ON OUR PEOPLE

The Centre believes that the motivation and engagement of our employees is essential to the success of our organization. Through the development of a People Strategy in 2015, we are focused on strengthening our reputation as a centre of excellence, by ensuring a supported, motivated and satisfied workforce.

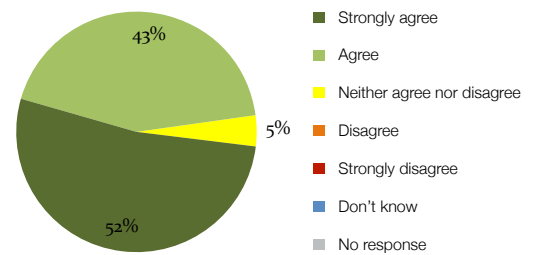
This People Strategy, developed through a highly inclusive and collaborative process, has identified an ambitious agenda around staff development, well-being, organizational performance and recruitment.

Our ongoing investment in our staff has continued to strengthen the diverse skillset at the Centre. Our tailored Management Development Programme, aimed at building leadership skills, has run successfully for two years and will be developed further in 2016. Other training investment has focused on project management, geographic information systems and negotiation skills.

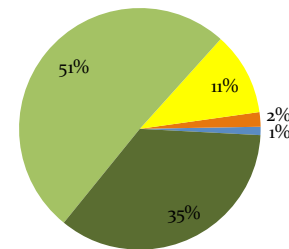
The Centre's success in 2015 is a testimony to the excellent achievements of our team. As the Centre continues to build on its reputation as a great place to work, we are confident that our staff's diverse skill sets, and their enthusiasm and commitment to our mission, give us every chance of continued success in 2016.

VIEWS FROM THE STAFF

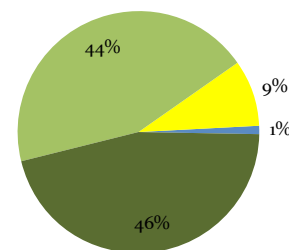
“The Centre provides exposure to interesting people and new ideas”



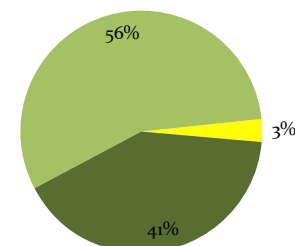
“UNEP-WCMC is a centre of excellence”



“The Centre’s relationship with UNEP is a major asset”



“I would recommend UNEP-WCMC’s products and service”



FINANCIAL OVERVIEW OF 2015

INDEPENDENT AUDITORS' STATEMENT TO THE DIRECTOR OF UNEP-WCMC

This summary financial statement is only a summary of information derived from the charity's statutory financial statements and does not contain sufficient information for a full understanding of the financial affairs of WCMC. A full copy of the trustees' report and financial statements is available at WCMC, 219, Huntingdon Road, Cambridge, UK.

The auditor has issued unqualified reports on the full annual financial statements and on the consistency of the trustees' report with those financial statements. Their report on the full annual financial statements contained no statement under sections 498(2)(a), 498(2)(b) or 498(3) of the Companies Act 2006.

AUDIT REPORT

Independent auditor's statement to the director of UNEP-WCMC

We have examined the summary financial statement for the year ended 31 December 2015.

Respective responsibilities of directors and the auditor

The directors are responsible for preparing the summary financial statement in accordance with applicable United Kingdom law. Our responsibility is to report to you our opinion on the consistency of the summary financial statement with the full annual financial statements, and its compliance with the relevant requirements of section 427 of the Companies Act 2006 and the regulations made thereunder.

We conducted our work in accordance with Bulletin 2008/3 issued by the Auditing Practice Board. Our report on the company's full annual financial statements describes the basis of our opinion on those financial statements.

Opinion

In our opinion the summary financial statement is consistent with the full annual financial statements of WCMC for the year ended 31 December 2015 and complies with the applicable requirements of Section 427 of the Companies Act 2006 and the regulations made thereunder. We have not considered the effects of any events between the date on which we signed our report on the full annual financial statements and the date of this statement.

RSM UK AUDIT LLP,
(formerly Baker Tilly) Statutory Auditor
Chartered Accountants
Abbotsgate House
Hollow Road
Bury St Edmunds
Suffolk
IP32 7FA

2015 has been a year of consolidation to ensure stability within the Centre. We remained committed to building our expertise and continuing with investment decisions, which was recognized with an 88 per cent increase in investment spend over the previous year.

Total income reported for the year was £9.1 million (US\$13.3 million), a decrease of 4 per cent in real terms over the previous year, with a further 6 per cent attributable to reductions in the in-kind contributions arising from accounting changes with FRS102.

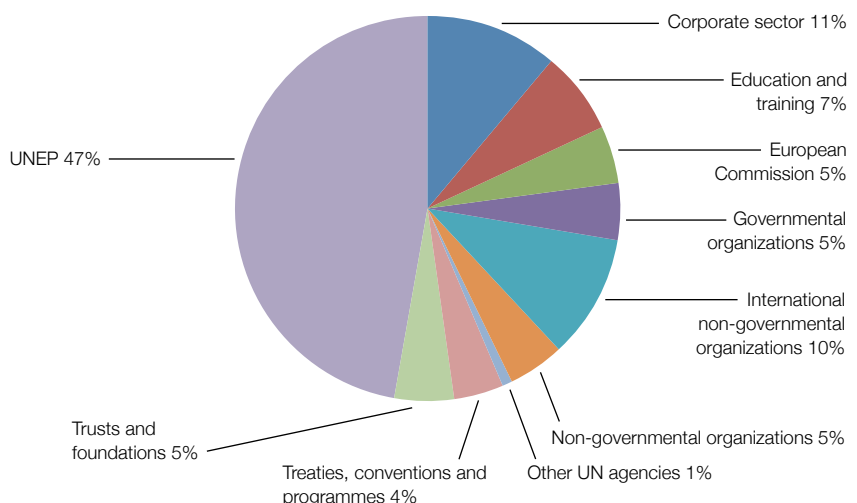
During 2015, total expenditure levels decreased by 7 per cent, a consequence of the decrease in project activities. Fixed overhead costs remained unchanged during the year, with increases in staff costs being offset by operational savings and gains.

The Centre's balance sheet remains strong, with working capital reserves of £2.7 million (US\$4 million), and the Centre was able to meet its reserves policy of funds sufficient to cover six months of operating costs. This includes monies held in advance of future project work.

Key operational challenges for the Centre during 2016 include the need to continue building and embedding efficiency gains through internal processes and expertise, thereby allowing the Centre to demonstrate value for money to its funders and partners.

The Centre remains very grateful to all our funders and partners who continue to provide generous support for our activities. We are also deeply appreciative to our team for their efforts during 2015 and their commitment to making the Centre the stable and financially secure success it is today.

SOURCES OF INCOME



INCOME

	2015		2014	
	£	US\$*	£	US\$**
Project income	8,377,396	12,367,549	8,726,087	13,597,861
UNEP Directors support in kind	0	0	374,292	583,259
Other in-kind contributions	604,144	891,897	815,651	1,271,029
Miscellaneous income	0	0	0	0
Investment and rental income	70,065	103,436	126,160	196,595
Total Income	9,051,604	13,362,882	10,042,190	15,648,745

EXPENDITURE

	2015		2014	
	£	US\$*	£	US\$**
Project activities	8,998,124	13,283,930	9,638,112	15,019,069
Governance costs***	0	0	9,200	14,336
Total Expenditure	8,998,124	13,283,930	9,647,312	15,033,405
Net Movement in Funds	53,480	78,952	394,878	615,340

BALANCE SHEET

	2015		2014	
	£	US\$*	£	US\$**
Fixed assets		1,169,973	1,727,233	
Current assets	5,940,622	9,257,271	5,692,280	8,870,279
Less: current liabilities	3,228,497	5,030,966	2,918,670	4,548,163
Net current assets		2,712,126	4,003,912	2,773,610
Total assets less liabilities		3,882,100	5,731,145	3,828,619
Representing: Income and expenditure account				
Opening balance		3,828,619	5,652,191	3,433,741
Surplus for period		53,480	78,953	394,878
		3,882,100	5,731,144	3,828,619

* US\$ exchange rate = 1.4763 as at 31 December 2015. ** US\$ exchange rate = 1.5583 as at 31 December 2014. ***Represented following FRS102 changes.

What's great about working at UNEP-WCMC?

We're an international, multicultural organization...



▲ There are currently 26 different nationalities from 5 continents working at the Centre.

... with local wildlife on our doorstep.

▲ We have our own pond where staff can eat their lunches at picnic benches, surrounded by local biodiversity.



We have a global vision...



▲ We are the specialist biodiversity assessment arm of the United Nations Environment Programme (UNEP).



... and our voice is heard on the international stage.



▲ The work we do influences decision makers around the world – resulting in positive impacts for biodiversity.

Our staff benefit from our flexible working policy...



▲ Our flexible working policy allows our workforce to find a greater work-life balance, and sabbatical opportunities are available to our staff.

... and a good non-contributory pension.



▲ Our 12% non-contributory pension allows our staff to look forward to an active retirement.

We're committed to shrinking our carbon footprint.

▲ In 2014 100% of the Centre's carbon emissions were offset - this was the equivalent of 492 tonnes of carbon!



We do exciting work for a variety of funders.

▲ In 2014 we secured £8.7M in funding from numerous organizations.



We have an active social committee.



▲ Every year our social committee organize a number of events and activities, including a summer barbecue and Christmas party for our staff.

We have a great location in an international biodiversity hub.

▲ UNEP-WCMC is one of 10 member organizations that form the Cambridge Conservation Initiative (CCI).



UNEP-WCMC PUBLICATIONS 2015

UNEP-WCMC PUBLISHES
HIGH-QUALITY SCIENTIFIC
PAPERS IN PEER-REVIEWED
JOURNALS, AS WELL AS A
WIDE RANGE OF OTHER
PUBLICATIONS AND OUTPUTS.

THIS SECTION LISTS THE 53
PEER-REVIEWED SCIENTIFIC
JOURNAL ARTICLES PUBLISHED
DURING 2015.

PUBLICATIONS AUTHORED BY UNEP-WCMC STAFF AND ASSOCIATES

PEER-REVIEWED SCIENTIFIC JOURNAL ARTICLES

Baker D, Hartley AJ, Burgess ND *et al.* (2015) **Assessing climate change impacts for vertebrate fauna across the West African protected area network using regionally appropriate climate projections.** *Diversity and Distributions*, 21(9): 991-1003.

Balmford A, Green JMH, Anderson M *et al.* (2015) **Walk on the wild side: estimating the global magnitude of visits to protected areas.** *PLOS Biology*, 13(2): e1002074.

Barnett AA, Almeida T, Andrade R *et al.* (2015) **Ants in their plants: *Pseudomyrmex* ants reduce primate, parrot and squirrel predation on *Macarobium acaciifolium* (Fabaceae) seeds in Amazonian Brazil.** *Biological Journal of the Linnean Society*, 114: 260-273. doi: 10.1111/bij.12425.

Bodin B, Väänänen E & van Asselt H (2015) **Putting REDD+ environmental safeguards into practice: recommendations for effective and country-specific implementation.** *Carbon Climate Law Review*, 9(2): 168-182.

Brooks TM, Butchart SHM, Cox NA *et al.* (2015) **Harnessing biodiversity and conservation knowledge products to track the Aichi Targets and Sustainable Development Goals.** *Biodiversity*, 16(2-3): 157-174.

Butchart SHM, Clarke M, Smith RF *et al.* (2015) **Shortfalls and solutions for meeting national and global conservation area targets.** *Conservation Letters*, 8(5): 329-337.

Coad L, Leverington F, Knights K *et al.* (2015) **Measuring impact of protected area management interventions: current and future use of the Global Database of Protected Area Management Effectiveness.** *Philosophical Transactions of the Royal Society B*, 370: 20140281.

De Palma A, Kuhlmann M, Roberts SPM *et al.* (2015) **Ecological traits affect the sensitivity of bees to landuse pressures in European agricultural landscapes.** *Journal of Applied Ecology*, 52(6): 1567-1577.

Fazel MA, Gibson J, Harrison J *et al.* (2015) **A process for identifying national solutions to challenges faced in developing countries in reporting to environmental conventions: insight from the Facilitating National Reporting to the Rio Conventions (FNR_Rio) Project.** *International Journal of Environmental Research*, 9(4): 1163-1172.

Finnegan S, Anderson SC, Harnik PG *et al.* (2015) **Paleontological baselines for evaluating extinction risk in the modern oceans.** *Science*, 348: 567-570.

Geldmann J, Coad L, Barnes M *et al.* (2015) **Changes in protected area management effectiveness over time: a global analysis.** *Biological Conservation*, 191: 692-699.

Goettsch B, Hilton-Taylor C, Cruz-Piñón G *et al.* (2015) **High proportion of cactus species threatened with extinction.** *Nature Plants*, 1: 15142.

Hjarding A, Tolley KA & Burgess ND (2015) **Red List assessments of East African chameleons: a case study of why we need experts.** *Oryx*, 49: 652-658.

Hof C, Dehling DM, Bonn A *et al.* (2015) **Macroecology meets IPBES.** *Frontiers of Biogeography*, 7(4): 155-167.

Hoffmann M, Cronin DT, Hearn G *et al.* (2015) **A review of evidence for the presence of Two-spotted Palm Civet *Nandinia binotata* and four other small carnivores on Bioko, Equatorial Guinea.** *Small Carnivore Conservation*, 52 & 53: 13-23.

Hoffmann M, Duckworth JW, Holmes K *et al.* (2015) **The difference conservation makes to extinction risk of the world's ungulates.** *Conservation Biology*, 29(5): 1303-1313.

Holland RA, Scott K, Flörke M *et al.* (2015) **Global impacts of energy demand on the freshwater resources of nations.** *Proceedings of the National Academy of Sciences*, 112(48): 6707-6716.

Jones MC & Cheung W (2015) **Multi-model ensemble projections of climate change effects on global marine biodiversity.** *ICES Journal of Marine Science*, 72(3): 741-752. <http://doi: 10.1093/icesjms/fsu172>.

- Jones MC, Dye SR, Pinnegar JK *et al.* (2015) **Using scenarios to project the changing profitability of fisheries under climate change.** *Fish and Fisheries*, 16(4): 603-622.
- Knowles JE, Doyle E, Schill SR *et al.* (2015) **Establishing a marine conservation baseline for the insular Caribbean.** *Marine Policy*, 60: 84-97.
- Lund JF, Burgess ND, Chamshama SAO *et al.* (2015) **Mixed method approaches to evaluate conservation impact: evidence from decentralized forest management in Tanzania.** *Environmental Conservation*, 43(2): 162-170.
- Martin CS, Tolley MJ, Farmer E *et al.* (2015). **A global map to aid the identification and screening of critical habitat for marine industries.** *Marine Policy*, 53: 45-53.
- Mcowen CJ, Cheung WWL, Rykaczewski RR *et al.* (2015) **Is fisheries production within Large Marine Ecosystems determined by bottom-up or top-down forcing?** *Fish and Fisheries*, 16(4): 623-632.
- Milder JC, Arbuthnot M, Blackman A *et al.* (2015). **An agenda for assessing and improving conservation impacts of sustainability standards in tropical agriculture.** *Conservation Biology*, 29(2): 309-320.
- Newbold T, Hudson LN, Hill SLL *et al.* (2015) **Global effects of land use on local terrestrial biodiversity.** *Nature*, 520: 45-50.
- Newton A, Oldfield S, Rivers M *et al.* (2015) **Towards a Global Tree Assessment.** *Oryx*, 49: 410-415.
- O'Connor B, Secades C, Penner J *et al.* (2015). **Earth observation as a tool for tracking progress towards the Aichi Biodiversity Targets.** *Remote Sensing in Ecology and Conservation*, 1(1): 19-28.
- Orzechowski EA, Lockwood R, Byrnes JEK *et al.* (2015) **Marine extinction risk shaped by trait-environment interactions over 500 million years.** *Global Change Biology*, 21(10): 3595-3607.
- Pailler S, Naidoo R, Burgess ND *et al.* (2015) **Impacts of community-based natural resource management on wealth, food security and child health in Tanzania.** *PLoS ONE*, 10(7): e0133252.
- Pearce-Higgins JW, Ockendon N, Baker DJ *et al.* (2015) **Geographical variation in species' population responses to changes in temperature and precipitation.** *Proceedings of the Royal Society B*, 282: 20151561.
- Peh KSH, Balmford A, Birch JC *et al.* (2015) **Potential impact of invasive alien species on ecosystem services provided by a tropical forested ecosystem: a case study from Montserrat.** *Biological Invasions*, 17(1): 461-475.
- Regan EC, Santini L, Ingwall-King L *et al.* (2015) **Global trends in the status of bird and mammal pollinators.** *Conservation Letters*, 8(6): 397-403.
- Rhodin AGJ, Kaiser H, van Dijk, PP *et al.* (2015) **Comment on "Spracklandus Hoser, 2009 (Reptilia, Serpentes, Elapidae): request for confirmation of the availability of the generic name and for the nomenclatural validation of the journal in which it was published".** *Bulletin of Zoological Nomenclature*, 72: 61, 65-78.
- Roche N, Aughney T, Kingston, N *et al.* (2015) **Records for Nathusius' Pipistrelle (*Pipistrellus nathusii*) in Ireland from a car-based bat monitoring scheme.** *Irish Naturalists' Journal*, 34(2): 83-88.
- Sainsbury S, Burgess ND, Sabuni F *et al.* (2015) **Exploring stakeholder perceptions of conservation outcomes from alternative income generating activities in Tanzanian villages adjacent to Eastern Arc Mountain forests.** *Biological Conservation*, 191: 20-28.
- Sandbrook C (2015) **The social implications of using drones for biodiversity conservation.** *Ambio*, 44(4): 636-647.
- Sandbrook C (2015) **What is conservation?** *Oryx*, 49(4): 565-566.
- Sandbrook C, Adams WM & Monteferri B (2015) **Digital games and biodiversity conservation.** *Conservation Letters*, 8(2): 118-124.
- Sandbrook C & Burgess ND (2015) **Biodiversity and ecosystem services: not all positive.** *Ecosystem Services*, 12: 29-29.

Sassen M, Sheil D & Giller KE (2015) **Fuelwood collection and its impacts on a protected tropical mountain forest in Uganda.** *Forest Ecology and Management*, 354: 56-67.

Skidmore AK, Pettorelli N, Coops NC *et al.* (2015) **Agree on biodiversity metrics to track from space.** *Nature*, 523: 403-405.

Smith MJ, Tittensor DP, Lyutsarev V & Murphy E (2015) **Inferred support for disturbance-recovery hypothesis of North Atlantic phytoplankton blooms.** *Journal of Geophysical Research: Oceans*, 120: 7067-7090.

Stephenson PJ, Burgess ND, Jungmann L *et al.* (2015). **Overcoming the challenges to conservation monitoring: integrating data from *in-situ* reporting and global data sets to measure impact and performance.** *Biodiversity*, 16(2-3): 68-85.

Taylor G, Scharlemann JPW, Rowcliffe M *et al.* (2015) **Synthesising bushmeat research effort in West and Central Africa: a new regional database.** *Biological Conservation*, 181: 199-205.

Telesca L, Belluscio A, Ardizzonem G *et al.* (2015) **Seagrass meadows (*Posidonia oceanica*) distribution and trajectories of change.** *Scientific Reports*, 5: 12505. doi: 10.1038/srep12505.

Tittensor, DP (2015) **Ecosystem vulnerability to ocean warming.** *Nature*, 528: 43-44.

Twongyirwe R, Sheil D, Sandbrook C & Sandbrook LC (2015) **REDD at the crossroads? The opportunities and challenges of REDD for conservation and human welfare in south west Uganda.** *International Journal of Environment and Sustainable Development*, 14(3): 273-298.

van Noordwijk CGE, Verberk WCEP, Turin H *et al.* (2015) **Species-area relationships are modulated by trophic rank, habitat affinity, and dispersal ability.** *Ecology*, 96(2): 518-531.

Visconti P, Bakkenes M, Smith RJ *et al.* (2015) **Socio-economic and ecological impacts of global protected area expansion plans.** *Philosophical Transactions of the Royal Society B*, 370: 20140284.

Wetzel FT, Saarenmaa H, Regan E *et al.* (2015) **The roles and contributions of Biodiversity Observation Networks (BONs) in better tracking progress to 2020 biodiversity targets: a European case study.** *Biodiversity*, 16(2-3): 136-148.

Willemsen L, Cottam AJ, Drakou EG & Burgess ND (2015) **Using social media to measure the contribution of Red List species to the nature-based tourism potential of African protected areas.** *PLoS ONE*, 10(6): e0129785.

Willis SG, Foden W, Baker DJ *et al.* (2015) **Integrating climate change vulnerability assessments from species distribution models and trait-based approaches.** *Biological Conservation*, 190: 167-178.


Yu L, Shi Y & Gong P (2015) **Land cover mapping and data availability in critical terrestrial ecoregions: a global perspective with Landsat thematic mapper and enhanced thematic mapper plus data.** *Biological Conservation*, 190: 34-42.



This page: Emperor Angelfish (*Pomacanthus imperator*)
Image copyright cynoclub. Used under licence from Shutterstock.com



UNEP



WCMC

.....
For further information please contact us at:

UNEP World Conservation Monitoring Centre

219 Huntingdon Road
Cambridge CB3 0DL
United Kingdom
Tel: +44 (0)1223 277314
email: info@unep-wcmc.org

www.unep-wcmc.org
.....