



**THE UNITED NATIONS ENVIRONMENT ASSEMBLY  
2017: A SURVEY AMONG MAJOR GROUPS AND  
STAKEHOLDERS**

---

**Contents**

1.0 Introduction/Methodology ..... 2

2.0 Pre-United Nations Environment Assembly Meetings Evaluation ..... 3

3.0 2017 United Nations Environment Assembly Communication ..... 8

4.0 Registration ..... 10

5.0 2017 United Nations Environment Assembly Sessions and Events ..... 12

6.0 Overall Evaluation ..... 19

7.0 Suggested Themes for the fourth session of the United Nations Environment Assembly..... 22

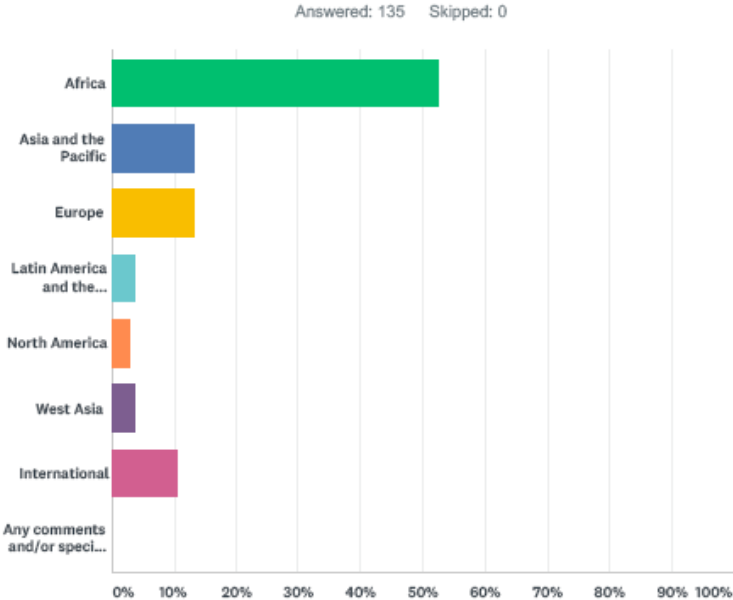
# 1.0 Introduction/Methodology

Major Groups and Stakeholders are important partners for the United Nations Environment Programme and they contribute to the governmental decision making process at the UN Environment Assembly. Over 400 representatives of Major Groups participated in the third session of the United Nations Environment Assembly, engaging at the Global Major Groups and Stakeholder Forum, the Science Policy and Business Forum, at various side events and at the Assembly itself.

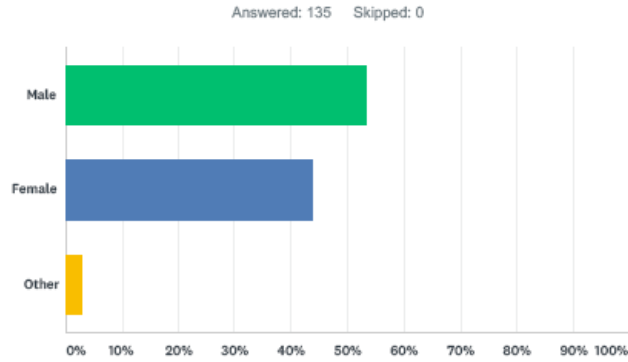
In order continuously approve its services to Major Groups; UN Environment had developed a questionnaire that was sent to all Major Groups that participated in the Assembly. This report presents the results of the survey.

135 representatives from Major Groups responded to the online survey representing accredited (36%) and non-accredited (63%) organisations, predominantly from the Africa region with 52% representation. Europe and Asia Pacific Region each represented 13% while West Asia and Latin America and the Caribbean each made up 3% and North America 2%.

Males were represented at 53% while females were represented at 43%.



ANSWER CHOICES	RESPONSES	
Africa	52.59%	71
Asia and the Pacific	13.33%	18
Europe	13.33%	18
Latin America and the Caribbean	3.70%	5
North America	2.96%	4
West Asia	3.70%	5
International	10.37%	14
Any comments and/or specific examples?	0.00%	0
<b>TOTAL</b>		<b>135</b>

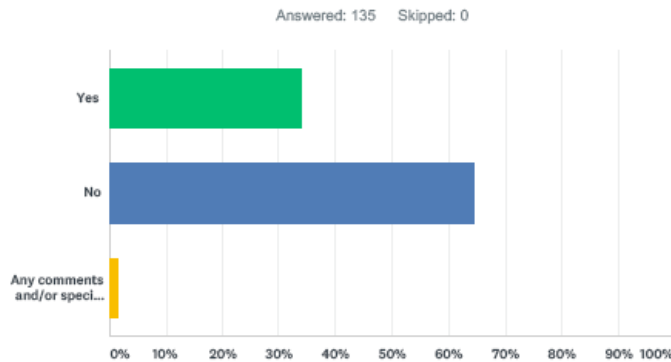


ANSWER CHOICES	RESPONSES	
Male	53.33%	72
Female	43.70%	59
Other	2.96%	4
TOTAL		135

## 2.0 Pre-United Nations Environment Assembly Meetings Evaluation

1.

a) *Did you attend any UN Environment Regional Consultative Meetings (RCM) for and with civil society co-organized by UN Environment?*



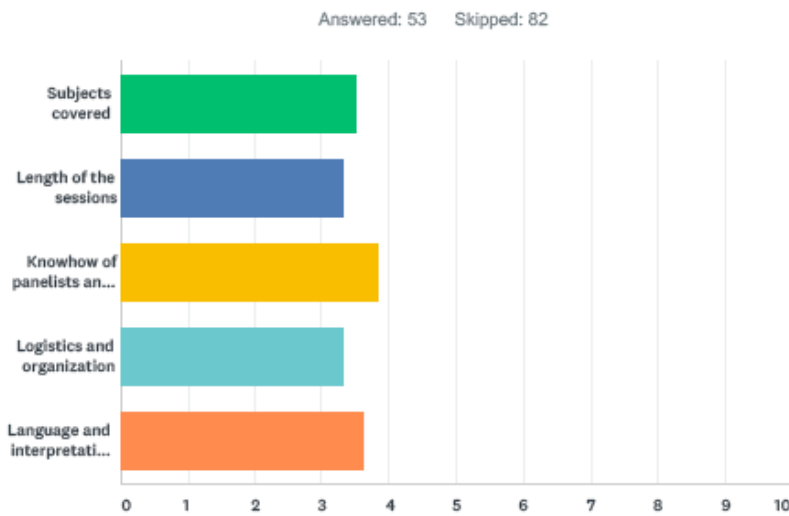
ANSWER CHOICES	RESPONSES	
Yes	34.07%	46
No	64.44%	87
Any comments and/or specific examples?	1.48%	2
TOTAL		135

b) *If yes which region and which year?*

Most participants were at the Africa Regional Consultative Meeting in 2017.

*If you attended the 2017 Regional Consultative Meetings, which were jointly organized with civil society and UN Environment Regional Offices, then please respond to the question below.*

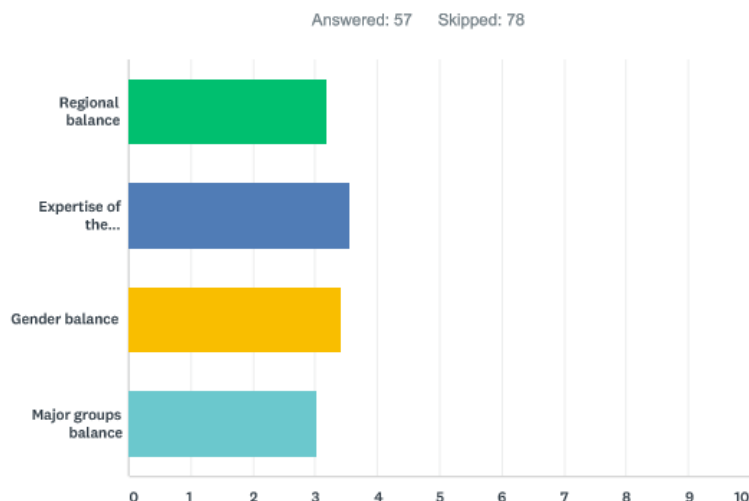
**2. How would you rate the participation in regard to: Please rate from 1 (lowest rate) to 5 (highest rate)**



	1	2	3	4	5	TOTAL	WEIGHTED AVERAGE
Subjects covered	7.69%	9.62%	28.85%	30.77%	23.08%	52	3.52
Length of the sessions	3.92%	13.73%	45.10%	21.57%	15.69%	51	3.31
Knowhow of panelists and speakers at the RCM	2.04%	8.16%	22.45%	38.78%	28.57%	49	3.84
Logistics and organization	5.66%	16.98%	33.96%	28.30%	15.09%	53	3.30
Language and interpretation if applicable	2.27%	15.91%	27.27%	27.27%	27.27%	44	3.61

53 participants responded to the question. Those who answered were most satisfied with the participation in regard to the expertise of the people, then gender balance, followed by regional balance and least satisfying was the Major Groups balance. Nevertheless all weight averages are between the ranges of 3-4.

**3. How would you rate the participation in regard to: Please rate from 1 (lowest rate) to 5 (highest rate)**



	1	2	3	4	5	TOTAL	WEIGHTED AVERAGE
Regional balance	7.02% 4	17.54% 10	40.35% 23	21.05% 12	14.04% 8	57	3.18
Expertise of the participants	1.75% 1	17.54% 10	24.56% 14	35.09% 20	21.05% 12	57	3.56
Gender balance	1.75% 1	17.54% 10	29.82% 17	40.35% 23	10.53% 6	57	3.40
Major groups balance	8.93% 5	23.21% 13	35.71% 20	19.64% 11	12.50% 7	56	3.04

57 participants responded to the question. The respondents found that participation at all levels was at a weighted average between 3.0 and 3.56.

**4. Do you have any other comments on the Regional Consultative Meetings you attended in 2017**

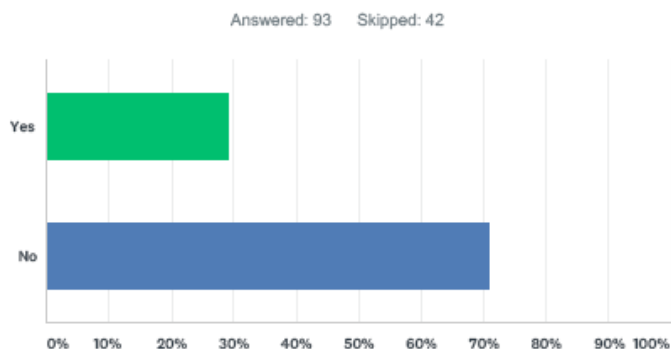
36 responses in total were received.

Majority of the respondents mentioned that the time allocated for the meeting was not enough and not utilized in an efficient manner. Civil Society Organisations engagement needs to be enhanced; better organized, more participatory and include more youth and most vulnerable groups. Some comments also mentioned the need for more financial support for the participants.

One participant felt that consultations mainly focused on marine issues and did not discuss on other United Nations Environment Assembly 2017 topics. One participant also noted that there should be more local experts and evidence-based experiences from communities.

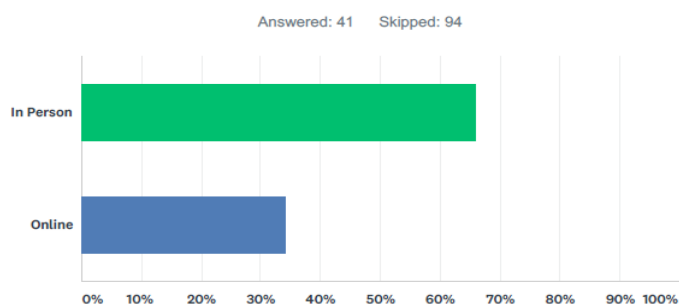
**Recommendation:** Breakout sessions should be encouraged and that small group discussions with short presentations to be presented to the plenary would have been a useful way to capture more views and get deeper discussions on various topics.

**5. Did you attend any of the preparatory Committee of the Permanent Representatives (CPR) meetings in the course of 2017?**



ANSWER CHOICES	RESPONSES	
Yes	29.03%	27
No	70.97%	66
TOTAL		93

**a.) If yes, did you attend in person or online?**



ANSWER CHOICES	RESPONSES	
In Person	65.85%	27
Online	34.15%	14
TOTAL		41

**6. How effective did you perceive your participation in the Committee of Permanent Representatives meeting held in Nairobi?**

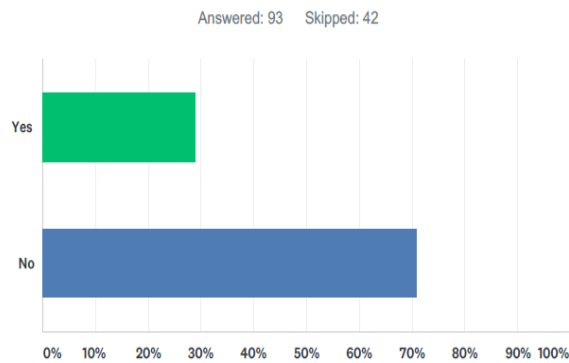
Only 48 responses were received.

The answers received seem to be varied. About 18% of participants did not find their participation effective at the Committee of Permanent Representatives. Most did not specify the reason for their dissatisfaction; the few received were based on limited opportunity for active contribution and interventions. One participant felt that it was relative as one was kept informed on the direction and state of negotiations but capacity to interact was limited. One participant addressed concerns that the Chair rarely gave NGOs a chance to participate or speak and thus encouraged improved NGO and other major groups and stakeholder participation in all Committee of Permanent Representatives meetings.

More than half of the participants who answered did find their participation effective and did appreciate the direct access to member states and advocacy opportunities. Additionally, it informed participants and useful information was shared which allowed for prior preparation towards the Environment Assembly.

**Recommendation:** A respondent addressed that UN Environment should make more efforts to promote NGO engagement in a way where UN Environment understands that NGOs have substantial contributions to offer.

**7. Did you participate in any of the other preparatory meetings on the way to the third session of the United Nations Environment Assembly?**



ANSWER CHOICES		
Yes	29.03%	27
No	70.97%	66
TOTAL		93

**a) If yes, which one and add any comment.**

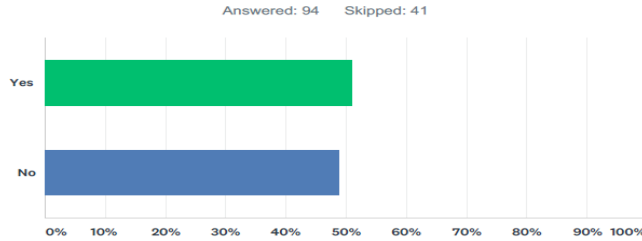
28 responses were received.

More than half of the respondents participated in the Global Major Groups and Stakeholder Forum, Open Ended Committee of Permanent Representatives and side events during third session of the United Nations Environment Assembly and the associated meetings.

2 responses pointed out that their respective Major Groups (Women’s and Indigenous People’s Major Groups) had their own preparatory meeting that the respondents attended.

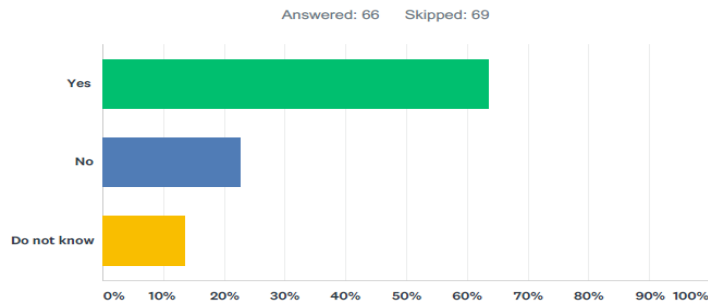


**8. Did you engage through the Committee of Permanent Representatives platform?**



ANSWER CHOICES	RESPONSES
Yes	51.06% 48
No	48.94% 46
TOTAL	94

**a) If yes: were you able to contribute to the 2017 Environment Assembly preparations?**



ANSWER CHOICES	RESPONSES
Yes	63.64% 42
No	22.73% 15
Do not know	13.64% 9
TOTAL	66

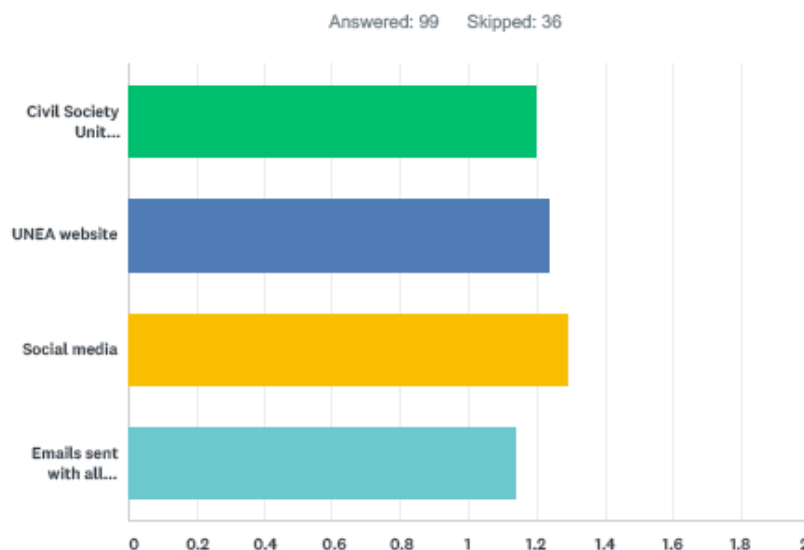
**3.0 2017 United Nations Environment Assembly Communication**

**1. Comment on resolutions platform.**

A total of 36 responses were received.

Respondents appreciated that the resolution platform made information available and allowed for inputs on the resolutions. However, skeptical comments were made on difficult accessibility, slow updating and lack of reaction/response option to each comment. Concerning the comments made on resolutions, questions were raised as to whether their comments were taken into consideration.

**2. Using the list below, would you consider our communication strategies prior to the 2017 Environment Assembly effective enough?**



	YES	NO	TOTAL	WEIGHTED AVERAGE
Civil Society Unit website(unesp.org/about/majorgroups)	79.79% 75	20.21% 19	94	1.20
UNEA website	75.79% 72	24.21% 23	95	1.24
Social media	70.59% 60	29.41% 25	85	1.29
Emails sent with all relevant information to accredited organization	86.17% 81	13.83% 13	94	1.14

**a) Comments related to Communication Strategies and options**

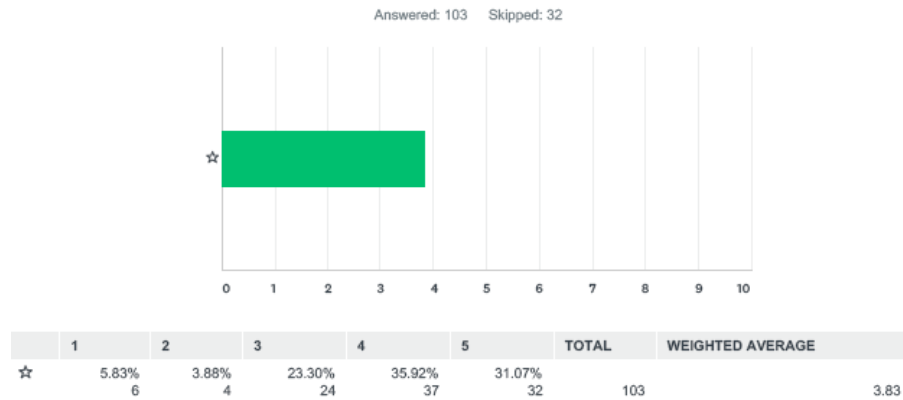
A total of 48 responses were received.

Less than 50% of the responses were positive and appreciated the platforms and e-mails. Most complaints were made about the United Nations Environment Assembly and UN Environment webpages and mentioned that they were confusing and information was hard to find. Two comments were also made on lack of communication with non-accredited organizations.

**Recommendation:** A few comments were made suggesting a better social media strategy to actively engage the public especially young people.

## 4.0 Registration

1. Was the online registration system user friendly? Please rate from 1 (lowest rate) to 5 (highest rate).



### a) Additional comments:

37 responses were received.

Over 50% of the responses received were negative and comments made were that the registration system was too complicated and tiresome. Assistance was often needed either online or physically when at the registration desk by the Main Entrance of the Complex. Although, less than half of the respondents found the platform effective and adequate.

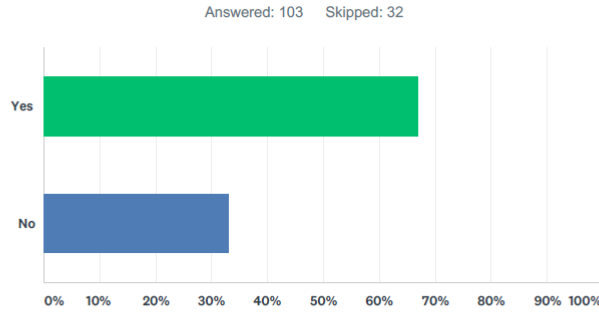
A respondent stated that the application must be in all UN Languages while another respondent stated that the portal should allow members to use their own email address passwords and not create new ones. A respondent mentioned that the online registration could be friendlier if it allowed a representative of an organization to register on behalf of their high level representatives.

### b) Which specific problems did you encounter with the registration system if any?

103 responses were received.

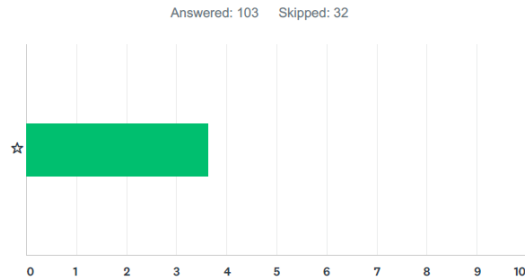
Most issues were connected to network connection and slow system. Many of the respondents faced problems with uploading a correct picture and non-accredited organizations found it very difficult to get approved. Other mentioned issues were: problems with badges, no registration confirmation and the fact that one needs a new e-mail and password for each participant.

**2. Did you make use of on-site registration?**



ANSWER CHOICES	RESPONSES
Yes	66.99% 69
No	33.01% 34
TOTAL	103

**a) If yes, how would you rate the on-site registration process: Please rate from 1 (Tedious) to 5 (smooth).**



	1	2	3	4	5	TOTAL	WEIGHTED AVERAGE
☆	6.80% 7	8.74% 9	27.18% 28	29.13% 30	28.16% 29	103	3.63

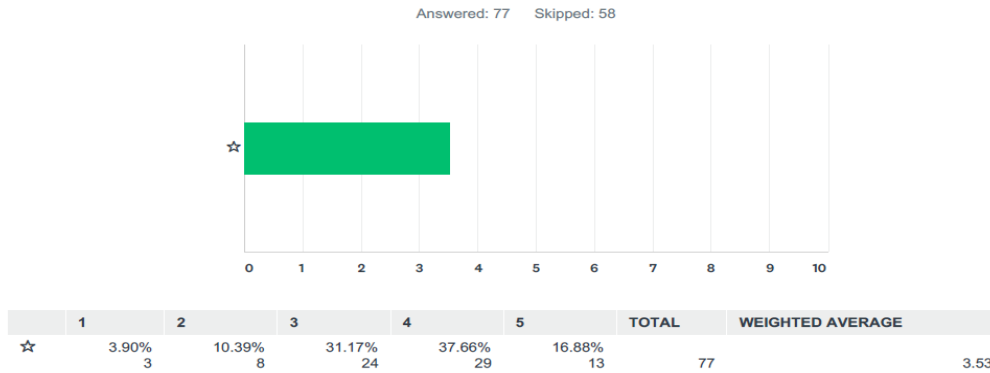
**b) Additional comments:**

44 responses were received.

Even though there were not many people responsible for the registration on site and the network was not fast, people were content with the staff and the assistance that was given at the on-site registration.

## 5.0 2017 United Nations Environment Assembly Sessions and Events

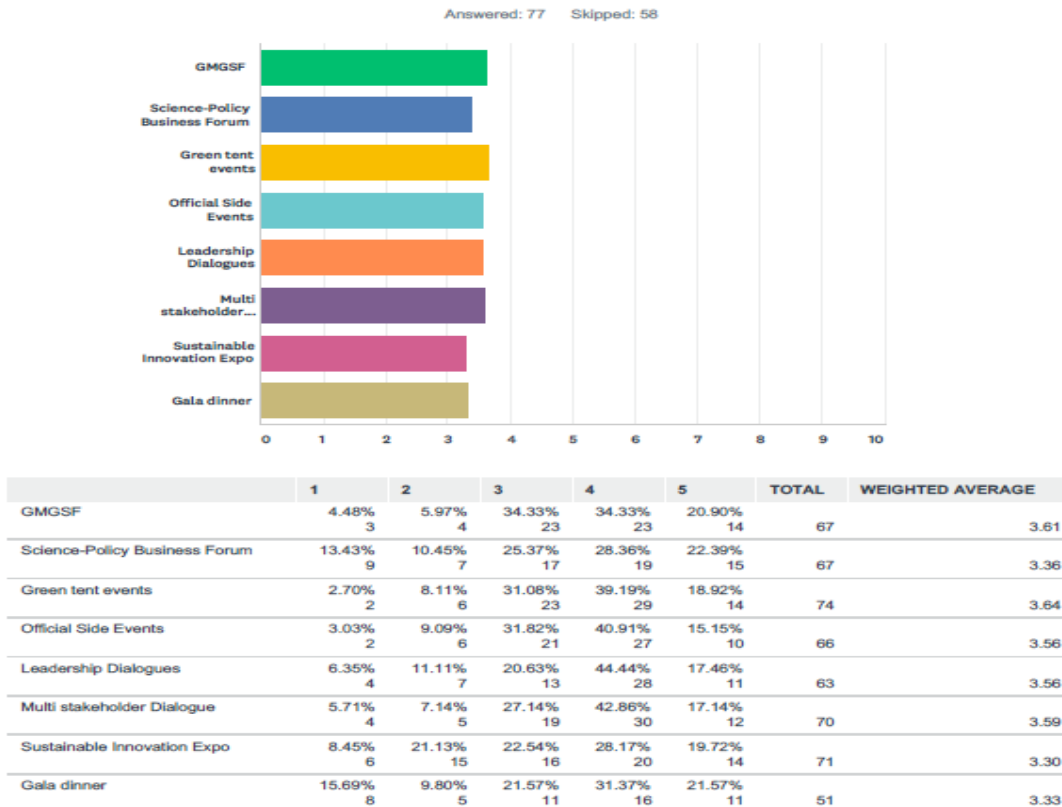
1. How would you rate the Open Ended Committee of Permanent Representatives session? Please rate from 1 (poor) to 5 (Excellent).



### a) Additional comments:

From the 23 responses received, a majority pointed out that civil society did not have enough space and opportunity to actively engage during the session.

2. How would you rate the following sessions/events? Please rate from 1 (lowest rate) to 5 (highest rate).



**a) Comments on any of the above are welcome here:**

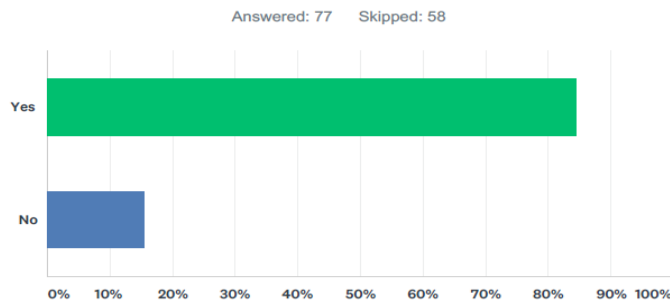
34 responses were received.

15% of comments received expressed concern on private sector focus being too exclusive and not much attention being given to Civil Society. From the 15%, comments were raised that the Science Policy and Business Forum and the Sustainable Innovation Expo were all business oriented and did not address sustainable development. There was also a comment on the gender balance in many official side events.

Comments were expressed that the Civil Society tent was located away from other events, which did not attract a diverse audience and more space would be appreciated in the tent.

As for the Global Major Groups and Stakeholder Forum, multiple responses stated that the sessions were too formal and requested more interactive discussions and break-out sessions in the future. For the Leadership Dialogues', a comment was mentioned that no real discussion occurred and that it was pre-scripted and there was no space for questions and dialogue.

**3. Were the Daily Morning Coordination Meetings for participating MGS useful?**



ANSWER CHOICES	RESPONSES
Yes	84.42% 65
No	15.58% 12
TOTAL	77

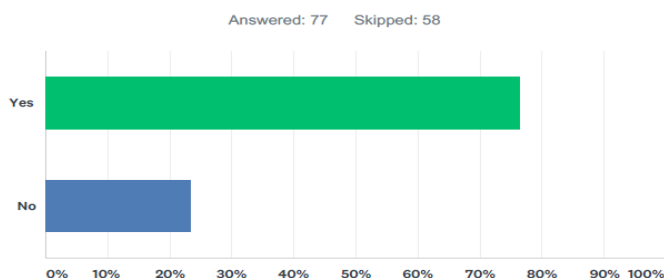
**a) Reason for previous answer:**

53 comments were received.

Over 50% of the comments were positive and expressed appreciation for the morning meetings. The reasons were that it gives a good overview and update, gives space for positioning and discussion, in all a good preparation for the day.

A few comments were made on the fact that the presence of 9 Major Groups with very different views on some subjects made the meetings not very substantive and additional meeting venues per Major Group would be helpful.

#### 4. Was the time allocation to the sessions/events sufficient?



ANSWER CHOICES	RESPONSES	
Yes	76.62%	59
No	23.38%	18
TOTAL		77

#### 5. If you attended the Multi-Stakeholder-Dialogue please share your opinion about set up and speakers and contributions made:

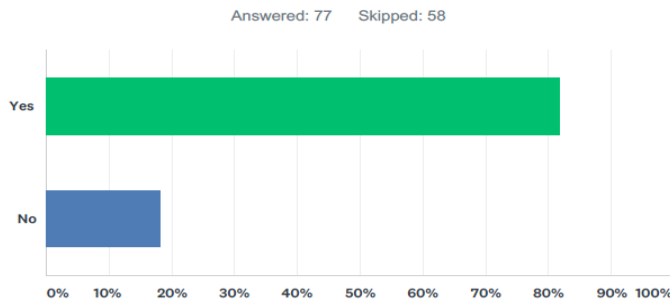
Over 50% of the 77 responses received were positive and people did find the Multi-stakeholder-Dialogue was well set-up and the speakers were informative.

Some people complained about participation, saying that too many events were going on at the same time which compromised a broad participation. Also a few people thought that the discussions were too pre-prepared and not interactive enough.

#### 6. What are your suggestions for a future Multi-Stakeholder-Dialogue in terms of theme, set up, participants and speakers?

The suggestions made were to make sure that there are no other events taking place simultaneously and that a broader participation was ensured. More governments as well as local communities should be present and the Dialogue should leave more room for spontaneous interventions and discussions.

#### 7. Were you able to attend and participate in side events?



ANSWER CHOICES	RESPONSES	
Yes	81.82%	63
No	18.18%	14
TOTAL		77

***a) If yes, which ones? Any comments are welcome here:***

Respondents commented that they attended the Environmental Defenders event by John Knox. Side events on Marine Litter and Water Pollution, Science Policy and Business Forum and the Sustainable Innovation Expo also stood out in the survey as events attended by respondents. Respondents also attended Civil Society side events at the civil society tent.

Respondents also attended government side events as one mentioned on the Government of South Sudan and UN Environment Press Briefing on the State of the Environment and Outlook Report.

***8. Which session/event during the 2017 Environment Assembly week and its associated meeting did you like most and why?***

77 responses were received.

The most appreciated events were: Global Major Groups and Stakeholder Forum, Multi-Stakeholder-Dialogue, Marine Litter and Microplastics and the Science-Policy-Business Forum.

The Civil Society side events which were preferred most were the Global Pact on the Environment and training on lobbying with Governments for Stakeholders undertaken by Felix Dodds.

***9. Which session/event during the 2017 Environment Assembly week and its associated meetings did you like least and why?***

77 responses were received.

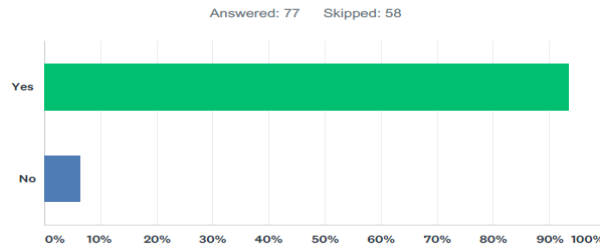
Although over 50% of the responses received did not provide comments on their dislikes, comments received pointed out that the Leadership Dialogues did not fully engage Civil Society and that the structure did not allow for spontaneous interventions from participants.

Comments were also made concerning gender balance during the Global Pact on the Environment and panel discussions during the Science Policy and Business Forum. Further comments were on the Science Policy and Business Forum mainly being focused on business.



The opening of the Environment Assembly by Erik Solheim and his comments concerning the role of Civil Society was also expressed as a dislike by respondents.

**10. Did you consider the 2017 Environment Assembly a good networking opportunity?**



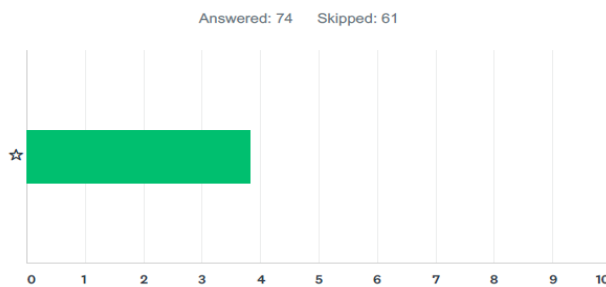
ANSWER CHOICES	RESPONSES	
Yes	93.51%	72
No	6.49%	5
TOTAL		77

**a) Reasons for your answer.**

55 responses were received.

Over 70% of the responses were positive and appreciated the global climate. A good mix of practitioners and professionals from all over the world with different backgrounds allowed for good face-to-face networking opportunities. Also the fact that many state representatives were present made it easy to raise issues and establish partnerships.

**11. Overall, how would you rate your experience at 2017 Environment Assembly? Please rate from 1 (bad) to 5 (excellent).**



	1	2	3	4	5	TOTAL	WEIGHTED AVERAGE
☆	2.70%	6.76%	24.32%	37.84%	28.38%	74	3.82
	2	5	18	28	21		

**a) Comment.**

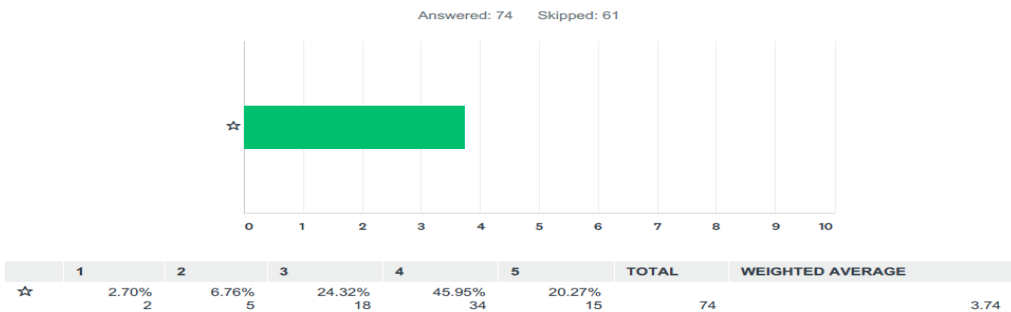
33 responses were received.

Comments received included – missing connection to the Sustainable Development Goals, consideration to be made on persons living with disabilities as an entity of their own in future Environment Assemblies under topics such as urban and water pollution.

Respondents also expressed dislike on UN Environment’s Executive Director’s comments on civil society.

On a positive note, a respondent stated that advocacy skills were sharpened after interacting with governments.

**12. How would you rate the overall organization of the 2017 Environment Assembly? Please rate from 1(lowest rate) to 5(highest rate) and add comments.**

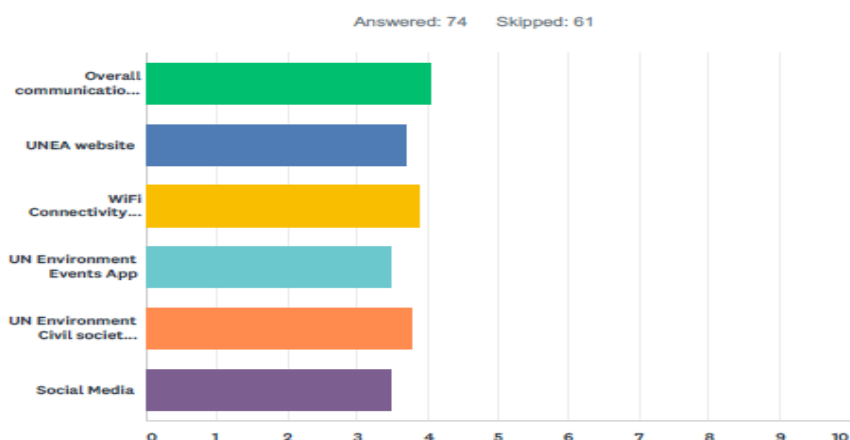


**a) Comments.**

Total number of responses was 35.

Over 50% of the responses found the third session of the United Nations Environment Assembly was excellent and well planned and were pleased with UN Environment’s hospitality from staff, but there can be room for improvement. Responses also addressed concerns upon the following: provide map on where different events are to be held and that the Assembly was too business oriented.

**13. How would you rate the overall communication with UN Environment in preparation for the 2017 Environment Assembly? Please rate from 1 (lowest rate) to 5 (highest rate).**



	1	2	3	4	5	TOTAL	WEIGHTED AVERAGE
Overall communication with UN Environment through email	4.17% 3	6.94% 5	8.33% 6	43.06% 31	37.50% 27	72	4.03
UNEA website	4.11% 3	10.96% 8	21.92% 16	36.99% 27	26.03% 19	73	3.70
WiFi Connectivity on-site	4.11% 3	8.22% 6	17.81% 13	32.88% 24	36.99% 27	73	3.90
UN Environment Events App	5.80% 4	15.94% 11	26.09% 18	28.99% 20	23.19% 16	69	3.48
UN Environment Civil society website	2.86% 2	11.43% 8	21.43% 15	35.71% 25	28.57% 20	70	3.76
Social Media	5.71% 4	17.14% 12	27.14% 19	24.29% 17	25.71% 18	70	3.47

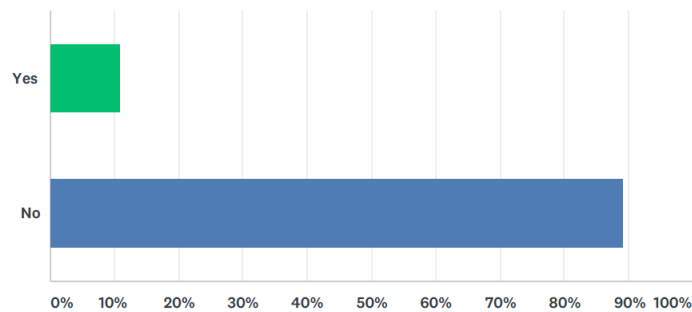
**a) Comments**

23 participants responded to the question.

The overall response was that adequate guidance and full support was provided from the Secretariat. Although, 3 respondents found that there was unclear communication on the daily subsistence allowance (DSA) which led to financial constraints. One respondent found that the 2017 Environment Assembly communication in Japan was poor and that the media did not have any interest in it.

## 6.0 Overall Evaluation

### 1. Did you have any security concerns during the 2017 Environment Assembly Week?



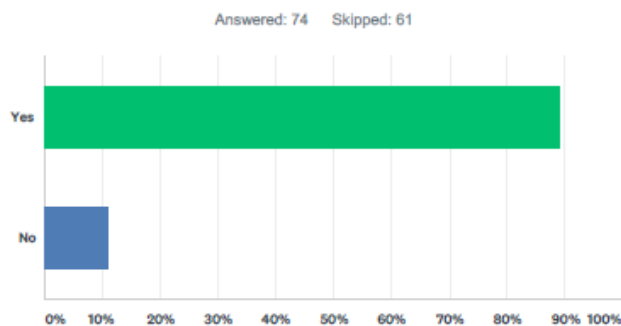
ANSWER CHOICES	RESPONSES	
Yes	10.81%	8
No	89.19%	66

#### a) Comments

21 participants provided responses.

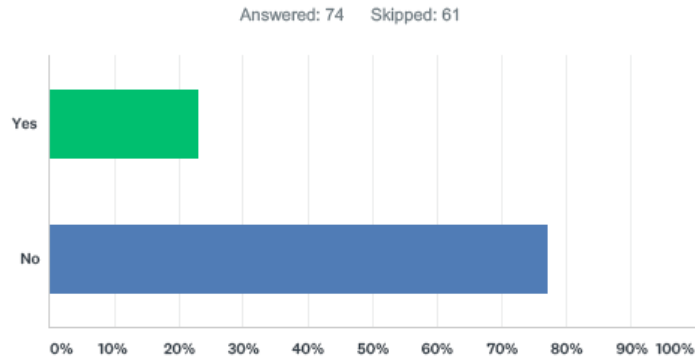
Respondents provided positive feedback and found that security was well organized and adequate. 6 respondents stated that incidences of theft were prevalent but one respondent felt that a lost laptop was subsequently found and that security staff were immensely helpful.

### 2. Would you find it helpful to keep the continuity of a tent or dedicated room for Major Groups and Stakeholder only throughout the 2017 Environment Assembly Week for morning meetings, bilateral, events, etc?



ANSWER CHOICES	RESPONSES	
Yes	89.19%	66
No	10.81%	8
TOTAL		74

### 3. Do you have any comments on the daily morning meetings as organized by the MGFC and any suggestions to make?



ANSWER CHOICES	RESPONSES	
Yes	22.97%	17
No	77.03%	57
TOTAL		74

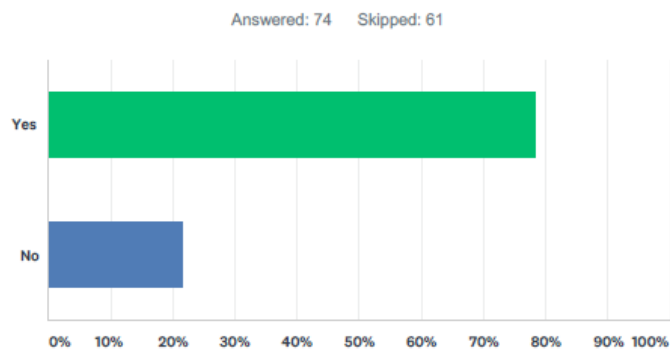
**a) Comments**

21 responses were received.

Over 50% of responses received acknowledged how useful the morning meetings are.

**Recommendation:** There should be a report-back from the day on all meetings and that contentious issues of the day should be informed on from relevant UN Environment Staff or Civil Society Delegate.

**4. Did the Major Groups Representatives from the MGFC and the Regional Representatives adequately deliver on their mandate and responsibilities in preparation for and during the 2017 Environment Assembly?**



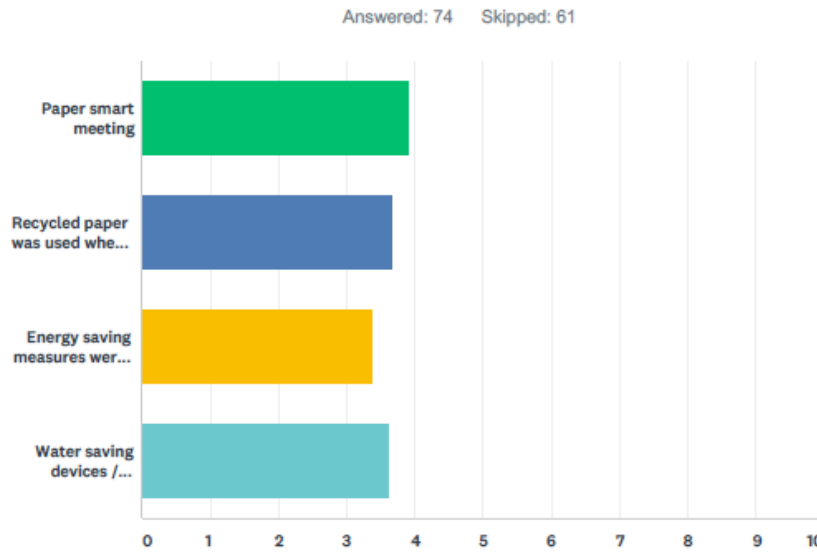
ANSWER CHOICES	RESPONSES	
Yes	78.38%	58
No	21.62%	16
TOTAL		74

**a) Comments**

26 responses were received.

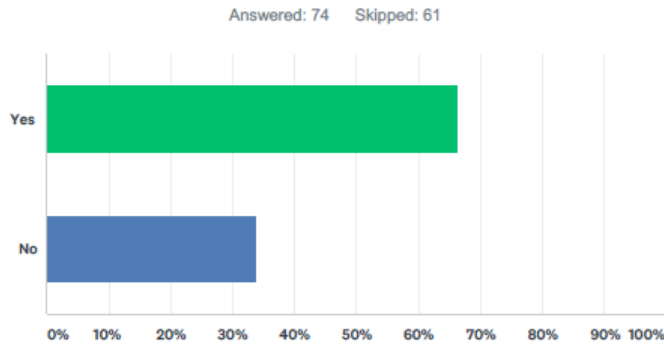
Responses seem to be varied as some found respective representatives as superb, excellent and organized while others had differed views. A respondent noted that there is margin to improve while another 2 responses pointed on an uneven performance by different representatives. A respondent mentioned that Francophone participation should meet that of Anglophones.

**5. Help us improve the ecological footprint of the 2017 Environment Assembly? How would you rate the environmental performance of the meeting in general? Please rate from 1 (lowest rate) to 5 (highest rate)**



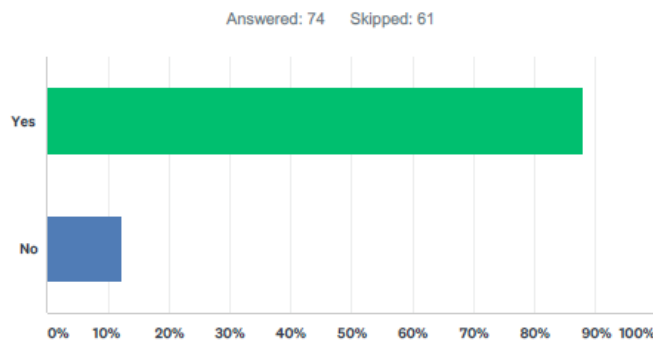
	1	2	3	4	5	TOTAL	WEIGHTED AVERAGE
Paper smart meeting	4.05% 3	4.05% 3	22.97% 17	33.78% 25	35.14% 26	74	3.92
Recycled paper was used when necessary	4.48% 3	7.46% 5	26.87% 18	40.30% 27	20.90% 14	67	3.66
Energy saving measures were implemented at all times (e.g. turn off A/C, turn off beamer etc.)	8.70% 6	8.70% 6	34.78% 24	33.33% 23	14.49% 10	69	3.36
Water saving devices / options were available (e.g. drinking water dispenser / recycled cups, Zero-B water points dual-flush toilets, etc.)	6.76% 5	10.81% 8	25.68% 19	28.38% 21	28.38% 21	74	3.61

**6. Did you attend the entire 2017 Environment Assembly from the Global Major Groups and Stakeholders Forum to the Closing Ceremony?**



ANSWER CHOICES	RESPONSES
Yes	66.22% 49
No	33.78% 25
TOTAL	74

**7. Are you planning to attend the fourth session of the United Nations Environment Assembly in March 2019 and its preceding Global Major Groups and Stakeholder Forum?**



ANSWER CHOICES	RESPONSES
Yes	87.84% 65
No	12.16% 9
TOTAL	74

**7.0 Suggested Themes for the fourth session of the United Nations Environment Assembly**

**1. What would you suggest to do differently at the next Environment Assembly?**

74 responses were received.

Comments received include: more civil society engagement, UN Environment app to be more updated and easier to use, keeping track on voluntary commitments from Governments and Stakeholders and how to robustly improve working together on the commitments, a policy link to be made between Stakeholder Dialogues and the Outcome Document, less events and more workshops on items related

to the Environment Assembly agenda in order to make participants familiar with issues and give experts opportunities to develop guideline strategies.

Others include: Continued commitment to single-use plastic free meetings, resolutions to be linked to previous resolutions, more chemical issues to be addressed such as mercury, e-waste, hazardous waste and plastic.

**2. What are your thematic suggestions towards the fourth session of the UN Environment Assembly in 2019, which themes should be addressed and focused on?**

74 responses received.

Majority of the responses suggested the following themes, Water and the Environment, Sustainable Consumption and Production and Biodiversity. Others include:

- Global action on degradation of nature, ecosystems and biodiversity
- Water, climate change and Sustainable Development Goals
- Oceanic issues
- Education as suggested by a respondent from the Children and Youth Major Group
- Building sustainable livelihoods
- Food Security
- Health impacts on climate change
- Governance on natural resource management
- Impact of conflict on the environment
- Technological impact on the environment
- Urban Farming and Clean Air in cities
- Citizen Science as an essential requirement for delivery of the Sustainable Development Goals

**3. Overall/General Comments**

34 responses received.

Most responses commended the work of UN Environment on a successful Environment Assembly and that it has encouraged an exchange of knowledge. However, one comment mentioned on reducing the gap between government and NGO participation and another that the relationship between Environment Assembly and the High Level Political Forum needs to be clarified. Another comment mentioned on a call to support local grassroot organisations and easen on accreditation.