

SUSTAINABLE CONSUMPTION AND PRODUCTION HOTSPOTS ANALYSIS TOOL (SCP-HAT)

Objectives:

The Sustainable Consumption and Production Hotspots Analysis Tool (SCP-HAT) aims at identifying the hotspots areas of unsustainable production and consumption to support setting priorities in national sustainable consumption and production as well as climate policies.

Other objectives:

- to develop a harmonized methodology for hotspots analysis of national economies (i.e., which sectors or activities causing the most environmental, and/ or social – economic impacts, including those arising in other countries through upstream or downstream activities in the value chain).
- to support countries in their efforts to prioritize sectors and actions, while avoiding unintended trade-offs, in the context of sustainable consumption and production national policy frameworks, whether in the form of national sustainable consumption and production action plans or other national strategies integrating sustainable consumption and production as a development priority
- to provide a more complete description of countries' environmental footprints (+ some social impact indicators), beyond their impacts on climate change (including impacts on climate change; water scarcity; biodiversity impacts from land use; employment...), as well as more granular contribution from different sectors and activities to those footprints, in a tool usable by local actors

Contribution towards the Sustainable Development Goals

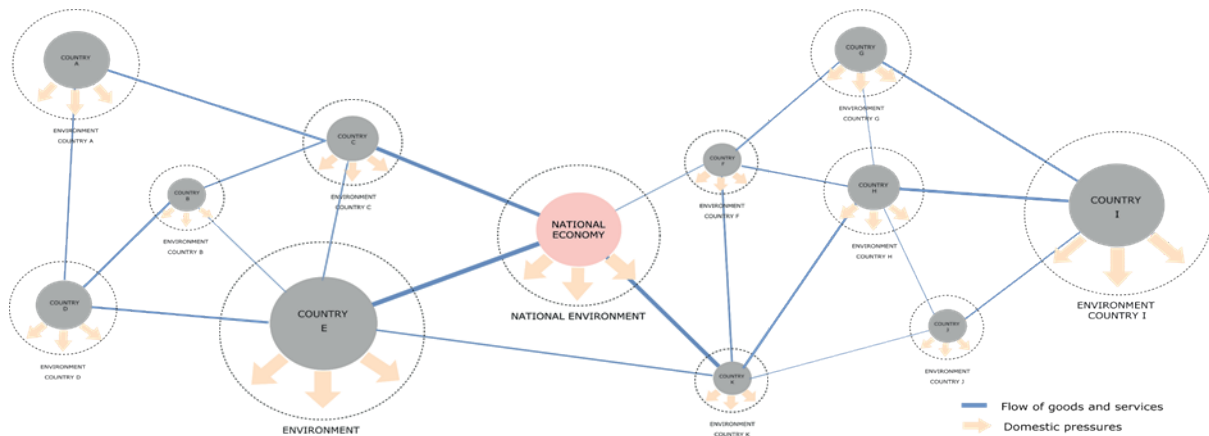
- SDG 3 (3.13): Identify the environmental and social impact of environmental pressure (air pollution, water use, and land use) caused by consumption and production activities to inform the policy makers to reduce e.g. deaths caused by air pollution
- SDG 6 (6.4): Identify the amount of water consumption relative to available water sources based on Available Water Remaining (AWARE) per area in watershed
- SDG 7 (7.3): Identify energy sources depletion (e.g. coal, petroleum, natural gas, oil shale and tar sands) in the context of consumption footprint and domestic production.
- SDG 8 (8.4): Identify national and sectoral trade-off based on socio-economic impacts triggered by environmental pressure in the context of economic development and growth
- SDG 9 (9.2): Identify country's dependency on foreign resources, including the pressures and impacts caused along the supply chains of imported and exported products, to understand if the country is a net importer or net exporter of pressures and impacts, and to what extent the country's environmental consumption footprint has domestic and foreign sources
- SDG 12 (12.9): identify unsustainable patterns of consumption and production based on environmental pressures and impacts triggered by national economic activities (trade)
- SDG 13 (13.3): Identify the climate change (short-term and long-term) impacts triggered by national economic activities (trade)

Contribution towards Aichi Biodiversity Targets

- Target 4 : identify potential species loss and environmental impacts from environmental pressure (land use) in the context of consumption footprint and domestic production, in order to guide national action plans for sustainable consumption and production within the safe operating space.

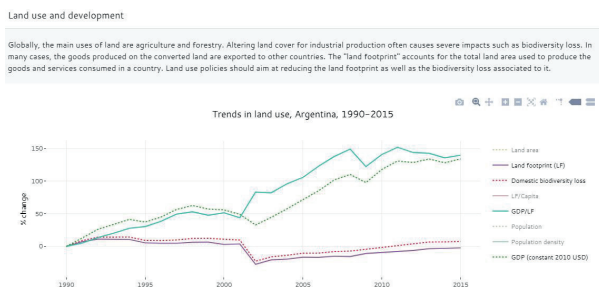
Project activities (2018 – 2019)

- Methodology and tool development and extensive peer review by a group of advisory team members which consist of experts from International Resource Panel and Life Cycle Initiative scientific network including government representatives from three pilot countries.
- The project is piloted in three countries: Argentina, Ivory Coast, and Kazakhstan
- A non-technical document including manual and policy sections will be available to guide the users (primarily policy makers and non-technical users). In addition, a technical document will also be available to guide technically advanced users, primarily statisticians and scientists.
- A series of capacity building for all stakeholders online (webinars) and offline (workshops).



Tool Development

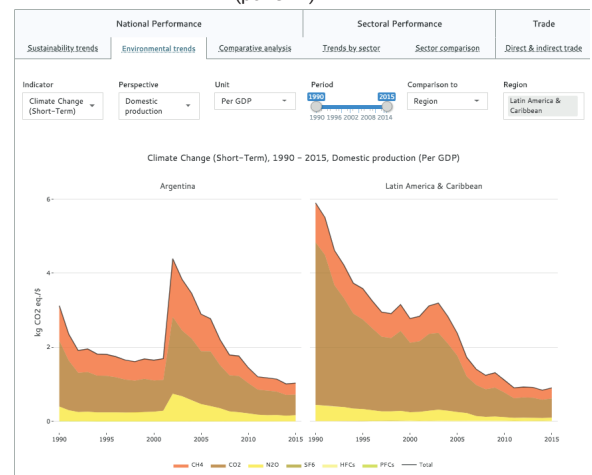
Module 1: Country Performance Trend in Land Use



Land footprint of Argentina has decreased between 1990 to 2015 in a -2.4%, whereas the GDP has increased in 134.4%. As a result, GDP per ha, measured regarding GDP/ Land footprint has risen by a 140% (from 1.8\$/ha to 4.2\$/ha); while the domestic biodiversity loss estimated from the amount of land used decreased by 7.5%.

Module 2: Hotspots identification

National Performance: Climate Change (short-term) – Domestic Production (per GDP)



Further Information: SCP-HAT will be launched and publicly available in January 2019. In the meantime, should you have any questions or queries please write to the project contact person.

Contact:

Llorenç Milà i Canals (llorenca.milacanal@un.org); Kristina Bowers (kristina.bowers@un.org)