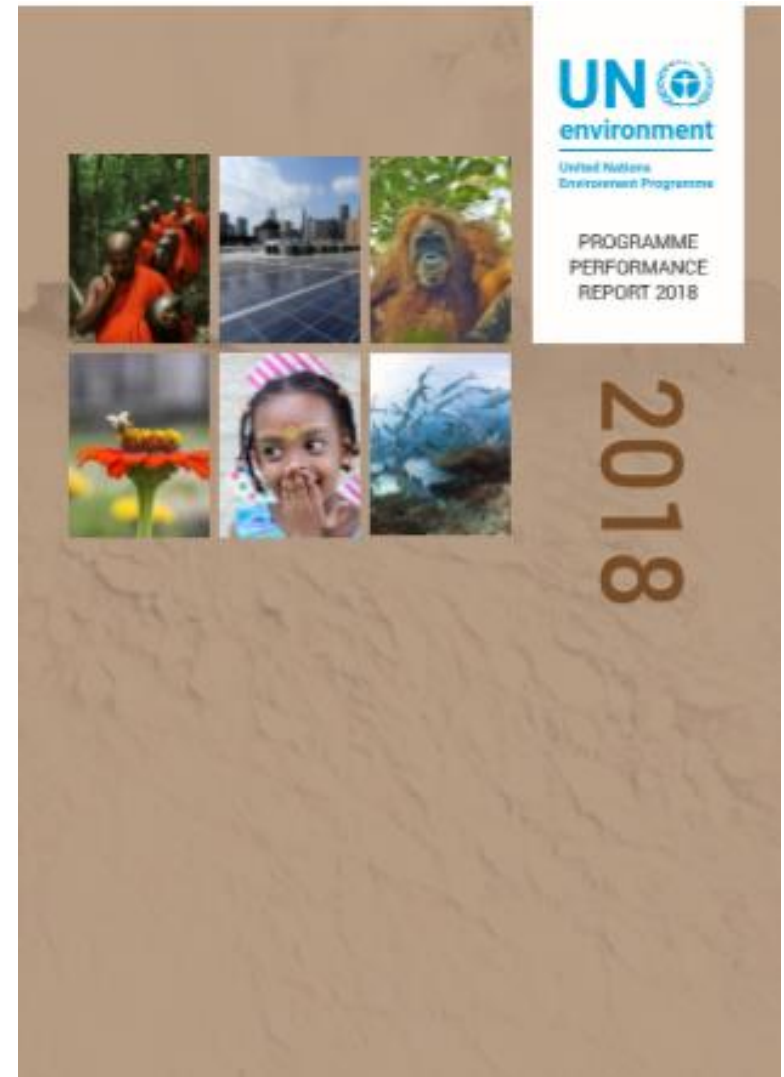


Programme Performance Report – 2018


Open-Ended Committee of
Permanent Representatives
meeting

5 March 2019

Nairobi, Kenya



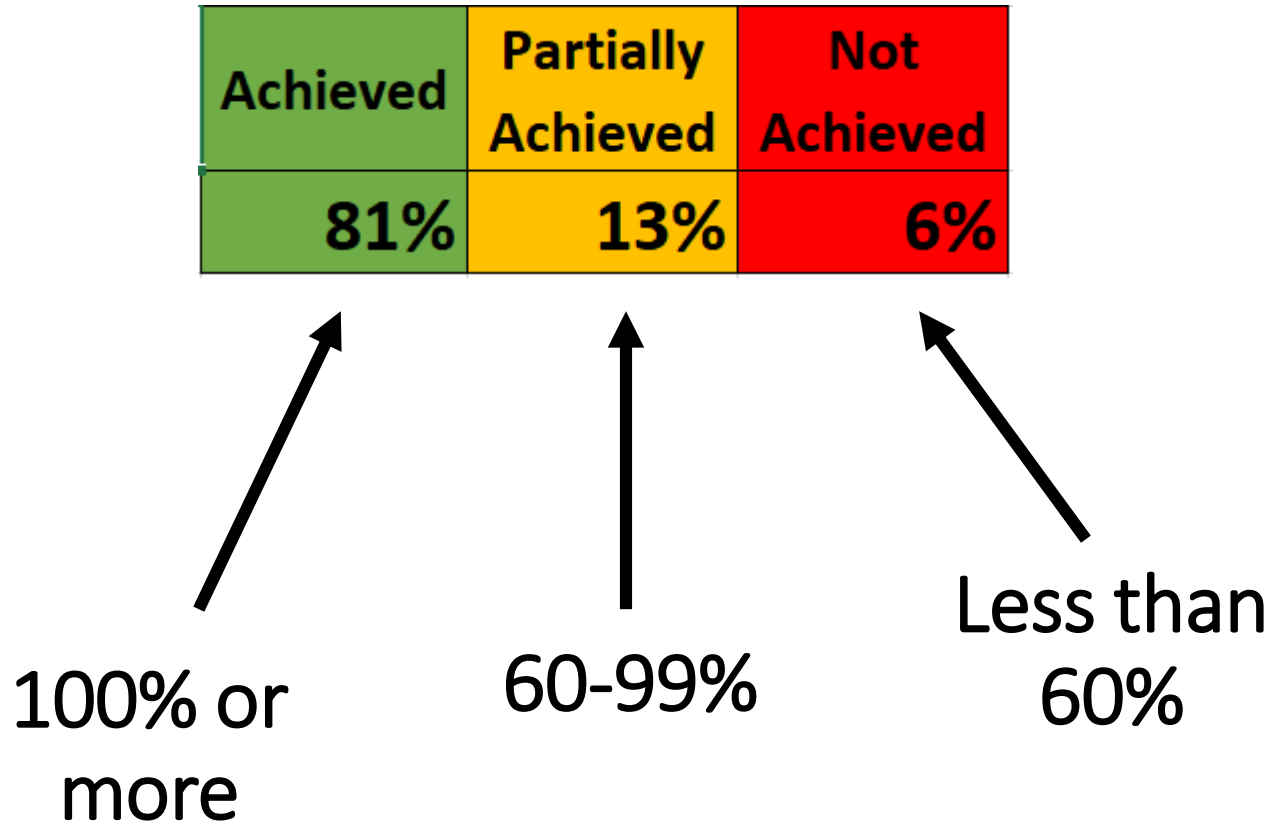
Supporting attainment of the SDGs



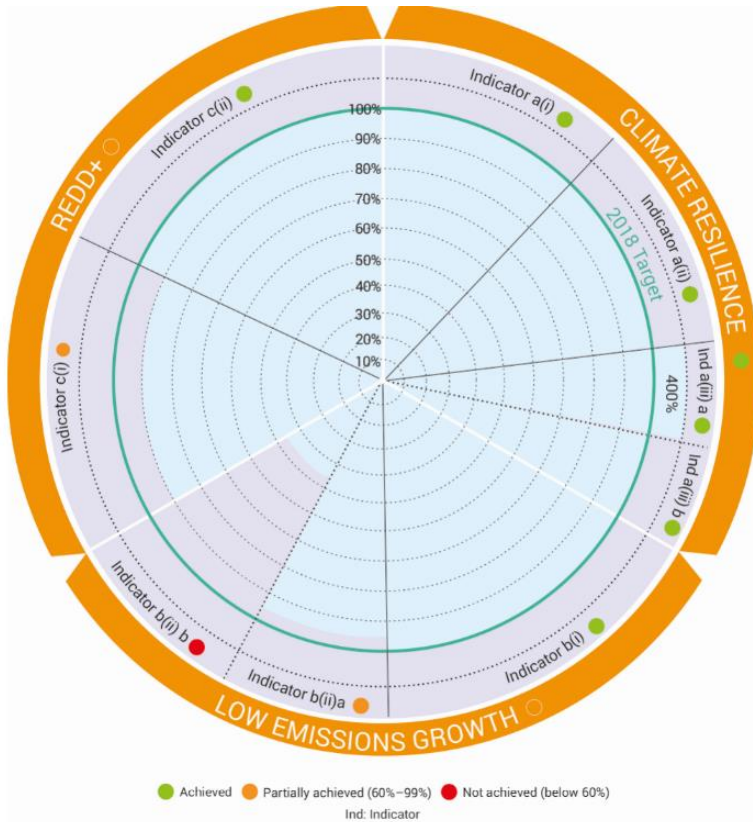
The SDG "rings" developed by Stockholm Resilience Center

- **Highlight best practice**
 - Plastics / pollution
- **Advocate for action** (e.g., HLPF, WED)
- **Convening power** (gov'ts – civil – business)
- **Scale-up**
 - Climate finance
- **Knowledge sharing**
 - Science-Policy interface
 - GEO-6 / Emissions Gap Report
- **SDGs**
 - Support to achieve SDGs
 - Strengthening reporting on indicators

By Indicator Targets



1: Climate change



a(i)	Green
a(ii)	Green
a(iii)a	Green
a(iii)b	Green
b(i)	Green
b(ii)a	Yellow
b(ii)b	Red
c(i)	Yellow
c(ii)	Green



Reduced vulnerability to adverse climate change impacts and maintained climate-resilient development trajectories



Reduced emissions consistent with a 1.5/2°C stabilization pathway



Reduced forest emissions and enhanced forest carbon stocks contributing to national sustainable development

1: Climate change – HIGHLIGHTS

- **Adaptation Gap Report 2018:** low preparedness to adaptation in health sector.
- **Emissions Gap Report 2018:** 5-fold increase in ambition needed.
- **Climate Finance**
 - Several funding mechanisms for SLM operational (e.g., AGR3, TLFF)
 - SCAF, MIF, PDC (\$48 million in investment, 23,79 billion in low carbon mandate)

2: Resilience to Disasters and Conflicts



a(i)	Partially achieved (60%–99%)
a(ii)	Achieved
b(i)	Achieved
b(ii)	Achieved
c(i)	Achieved



Best practice environmental management approaches prevent and reduce the impacts of disasters and conflicts*



Countries rapidly respond to and recover from the environmental impacts of disasters and conflicts*



Crisis-affected countries adopt key environmental and natural resource Governance policies and sustainable practices as a contribution to recovery and development

2: Resilience to Disasters and Conflicts – 2018 HIGHLIGHTS



Risk Reduction

- During 2018, UN Environment Programme supported 14 countries to reduce the risks of natural disasters, industrial accidents and conflicts.
- Our work in Sudan is building resilience in communities and institutions, and we delivered the first-ever state of the environment report for South Sudan.

Response



- During 2018, we helped 12 countries respond to a variety of natural disasters, industrial accidents and armed conflicts, including rapid response support managed through our Joint Environment Unit with OCHA.

Recovery

- During 2018, we helped 7 countries recover from a variety of natural disasters, industrial accidents and armed conflicts, including helping post-conflict or disaster-hit nations build their environmental governance capacity.

3: Healthy and Productive Ecosystems



a(i)	
a(ii)	
a(iii)	
a(iv)	
b(i)	
b(ii)	



Healthy ecosystems provide a secure supply of ecosystem goods and services for human well-being

Institutionalization of ecosystems in education, monitoring and cross-sector and transboundary collaboration frameworks

- Maintaining the health and productivity of marine and terrestrial ecosystems
- Cross-sector collaboration for terrestrial ecosystem management
- Ecosystem approach in education frameworks

Inclusion of ecosystems in economic decision-making

- Incorporation of the health and productivity of marine and terrestrial ecosystems in economic decision-making at national level

4: Environmental governance



a(i)a	Green
a(i)b	Green
a(ii)	Green
a(iii)	Green
b(i)	Green
b(ii)a	Yellow
b(ii)b	Red
b(iii)	Green



Environmental issues are handled in an inclusive, sustainable and coherent manner, based on integrated policy and effective norms and institutions at all levels of governance*
 (including global, regional, sub-regional, transboundary and national)

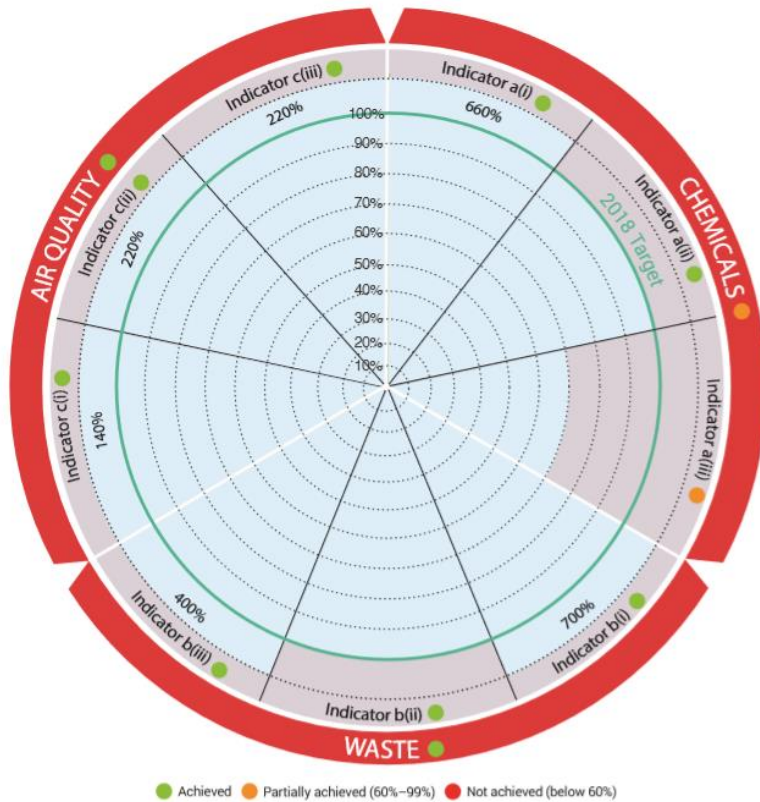
Intergovernmental and interagency fora, MEAs and international instruments

- Environment management group
- High-level Political Forum + Regional Ministerial Environmental Fora
- MEAs implementation
- Escazù agreement

Institutional Strengthening

- Environment laws and implementation capacities
- Environmental dimension of SDGs

5: Chemicals, waste, air quality




a(i)	Green
a(ii)	Green
a(iii)	Yellow
b(i)	Green
b(ii)a	Green
b(ii)	Green
b(iii)	Green
c(i)	Green
c(ii)	Green
c(iii)	Green



Sound management of chemicals leading to reduced negative impacts from chemicals on environmental and human health



Prevention and sound management of waste leading to reduced negative impacts from waste on environmental and human health

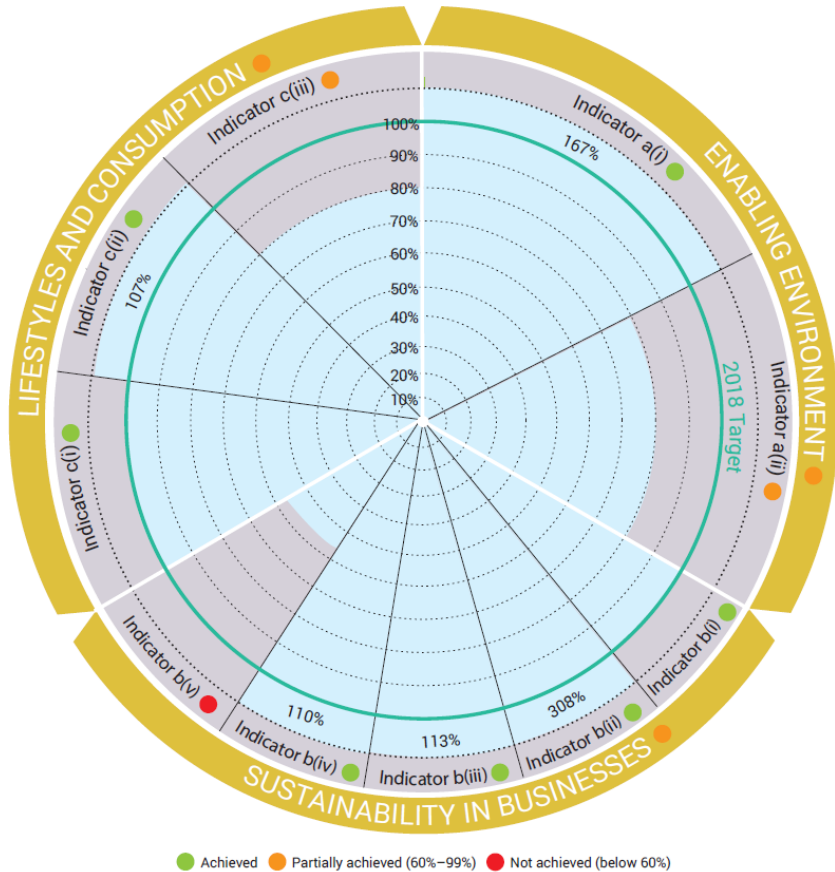


Improvement of air quality leading to reduced negative impacts from air pollutants on environmental and human health

5: Chemicals, waste, air quality – 2018 HIGHLIGHTS

- Chemicals and Waste
- Air quality
- Pollution
 - WHO partnership
- Hazardous chemicals
- Plastics
 - Marine
 - Clean Seas Campaign
 - Beating Plastic Pollution
 - Single-Use

6: Resource efficiency



a(i)	Green
a(ii)	Yellow
b(i)	Green
b(ii)	Green
b(iii)	Green
b(iv)	Green
b(v)	Red
c(i)	Green
c(ii)	Green
c(iii)	Yellow



8 DECENT WORK AND ECONOMIC GROWTH (8.4)
12 RESPONSIBLE CONSUMPTION AND PRODUCTION (12.1, 12.2, 12.6)
17 PARTNERSHIPS FOR THE GOALS (17.19)

Sustainable development pathways, including inclusive green economy and trade, and sustainable consumption and production policies, are adopted and implemented



8 DECENT WORK AND ECONOMIC GROWTH (8.4)
9 INDUSTRY, INNOVATION AND INFRASTRUCTURE (9.5)
12 RESPONSIBLE CONSUMPTION AND PRODUCTION (12.6, 12.a)

Enhanced institutional capacity of public and private sectors to invest in sustainable management practices, including sustainable consumption & production and inclusive green economies

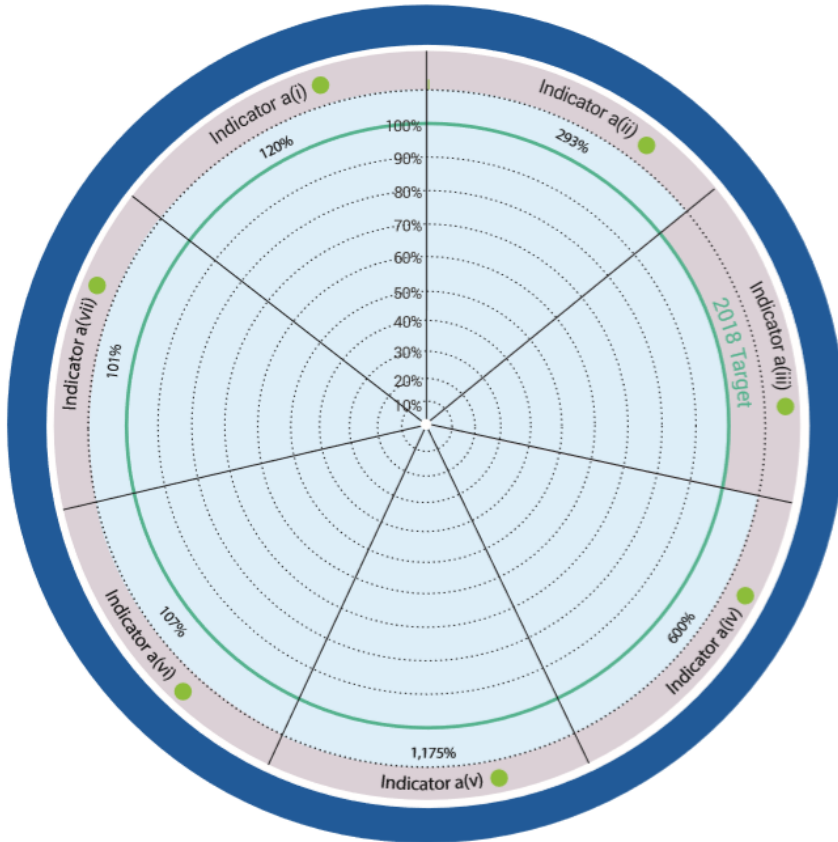









4 QUALITY EDUCATION (4.7)
12 RESPONSIBLE CONSUMPTION AND PRODUCTION (12.3, 12.6-8)

Sustainable lifestyles and consumption patterns are increasingly adopted

- Actions towards Scaling up
- New Initiatives
- Assessments and Key Messages
- Enabling Policy Environment
- Businesses Implement Sustainable Management Practices
- Sustainable Consumption and Lifestyles

7: Environment under review



a(i)	
a(ii)	
a(iii)	
a(iv)	
a(v)	
a(vi)	
a(vii)	

● Achieved
 ● Partially achieved (60%–99%)
 ● Not achieved (below 60%)



Evidence-based policymaking informed by robust data and assessments fully integrates the environmental dimension of sustainable development, resulting in shared prosperity for all within the ecological limits of the planet

7: Environment under Review – 2018 HIGHLIGHTS

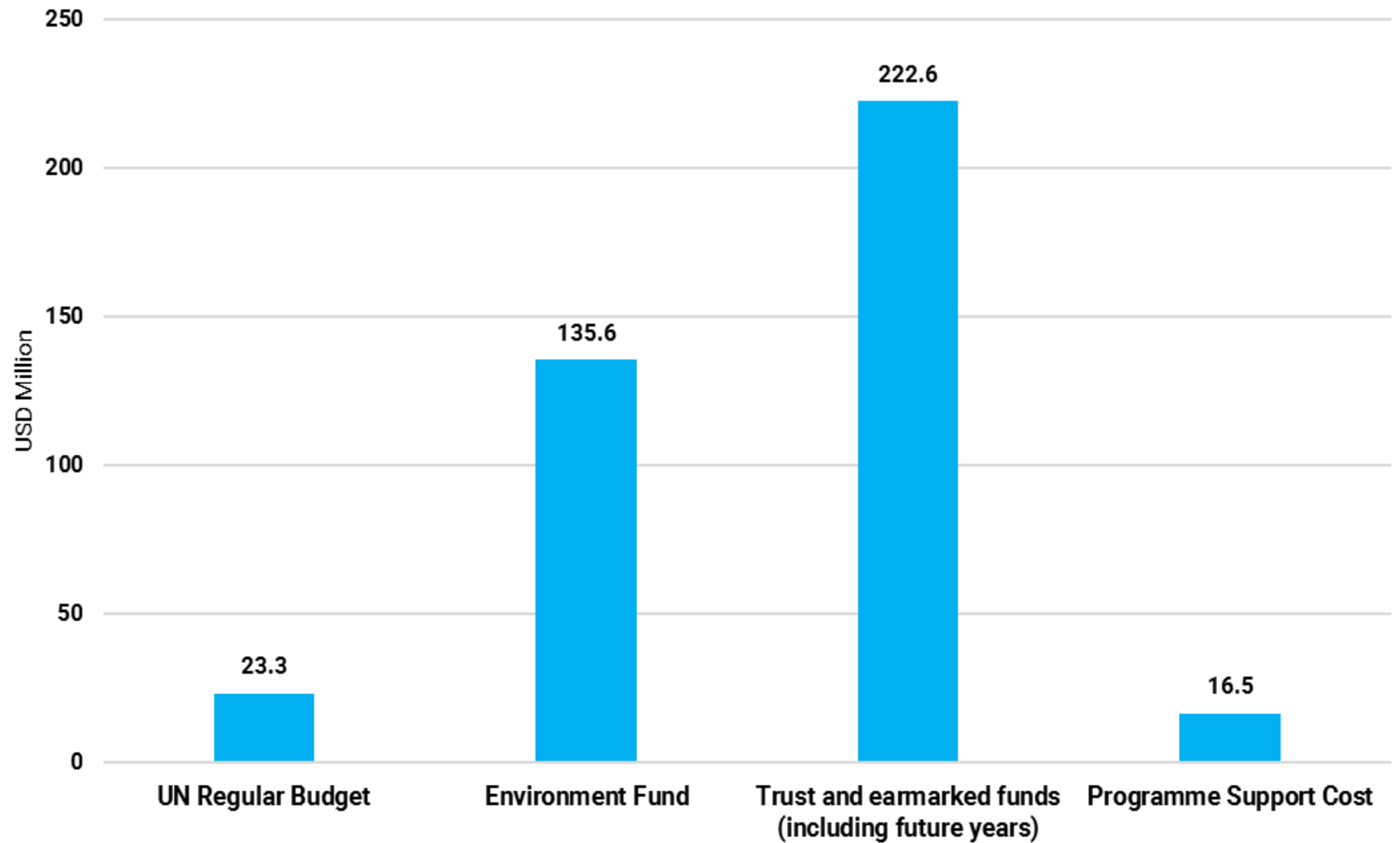


- **GEO-6:** A solid process is completed
- **SDGs / Data and Policy Briefs:**
 - Our platform for data and statistics on SDGs and environmental reporting
 - New SDGs methodologies were developed:
 - Regular updates on relevant environmental issues (Foresight Briefs, SDG Policy Briefs)
- **Emerging Issues:** Annual in-depth review of emerging issues (Frontiers Report)
- **Science-Policy-Business Forum:** stepping-up engagement with private sector.

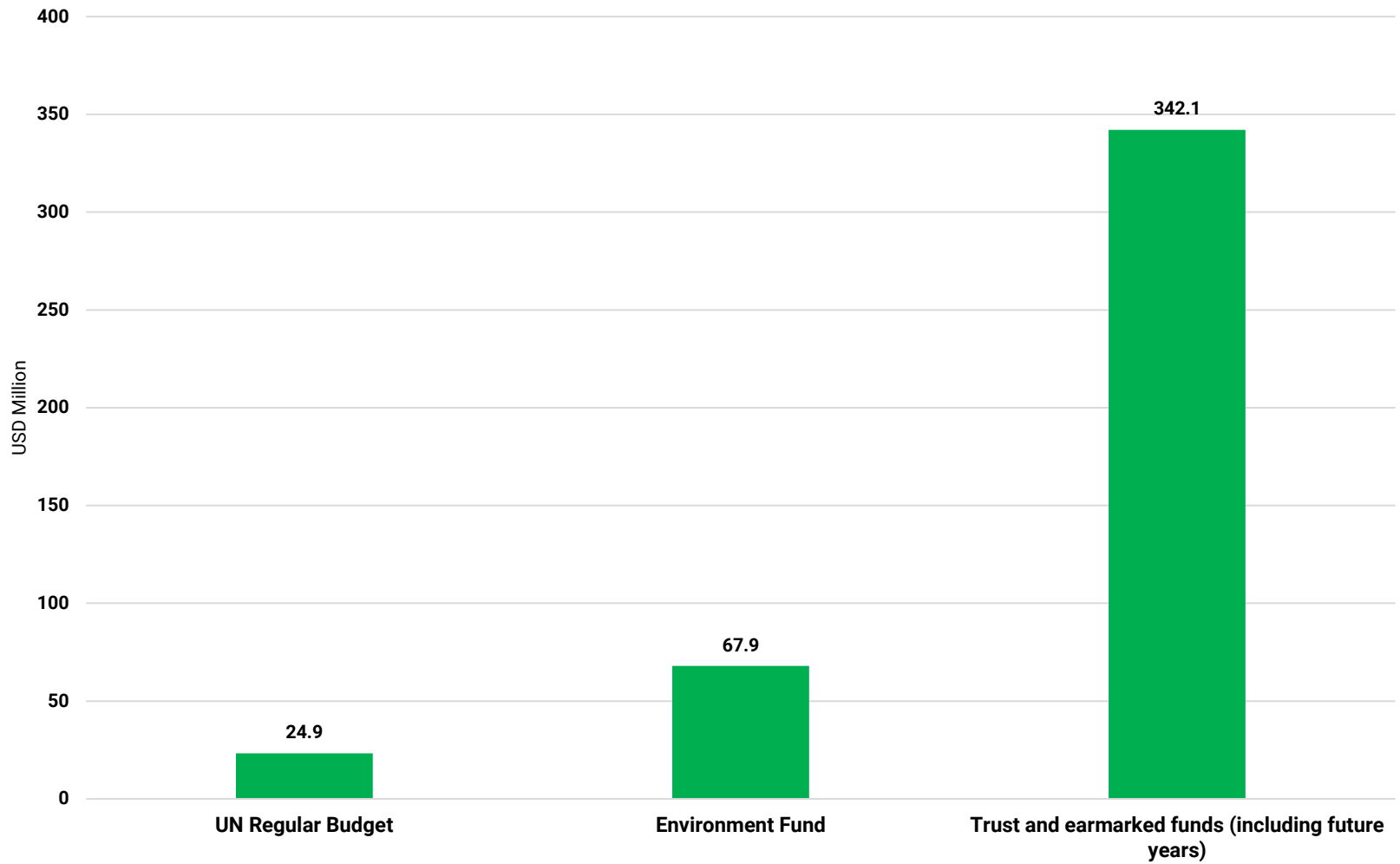


INCOME AND BUDGET PERFORMANCE CORPORATE SERVICES DIVISION

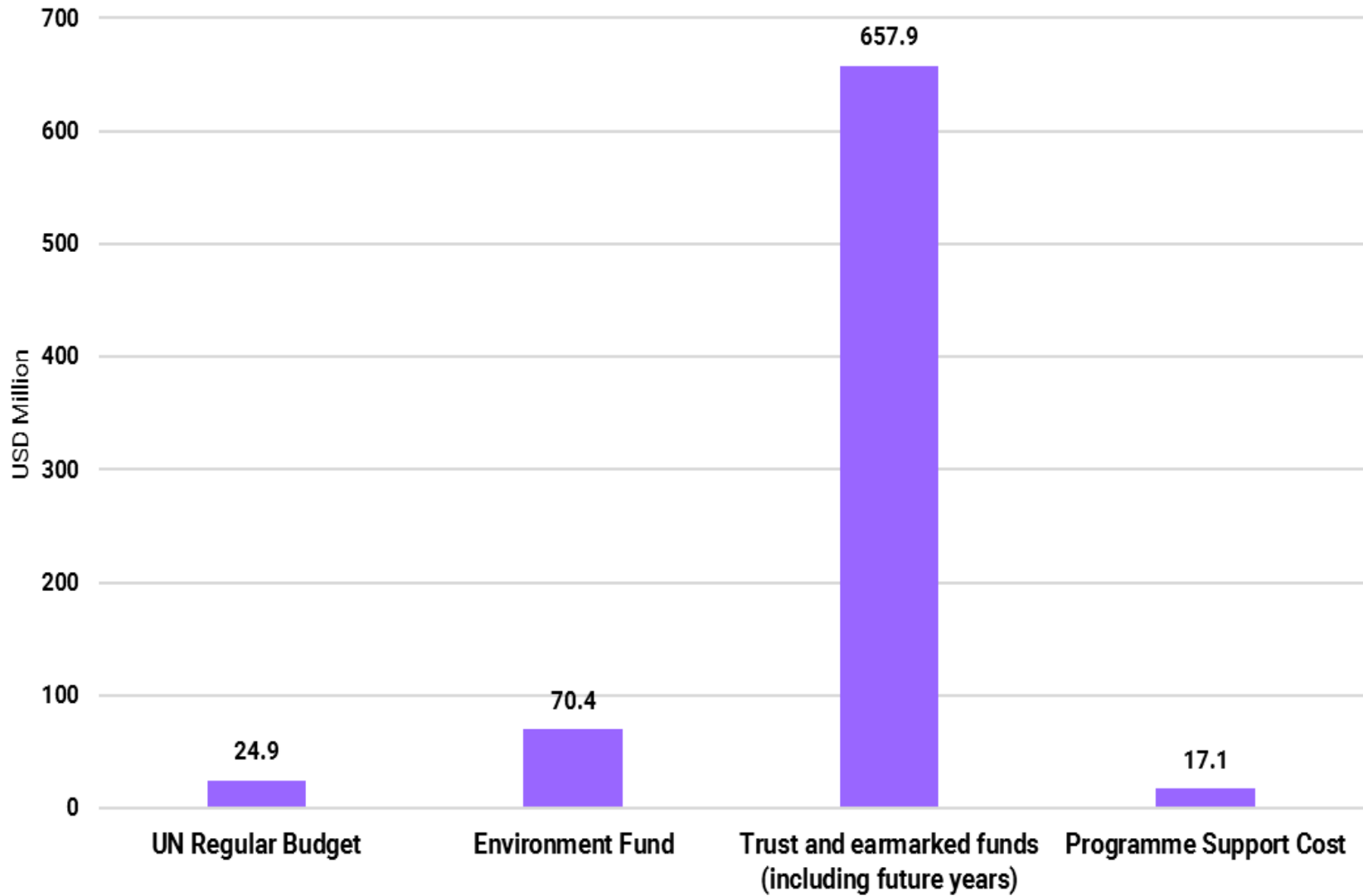
Budget January - December 2018



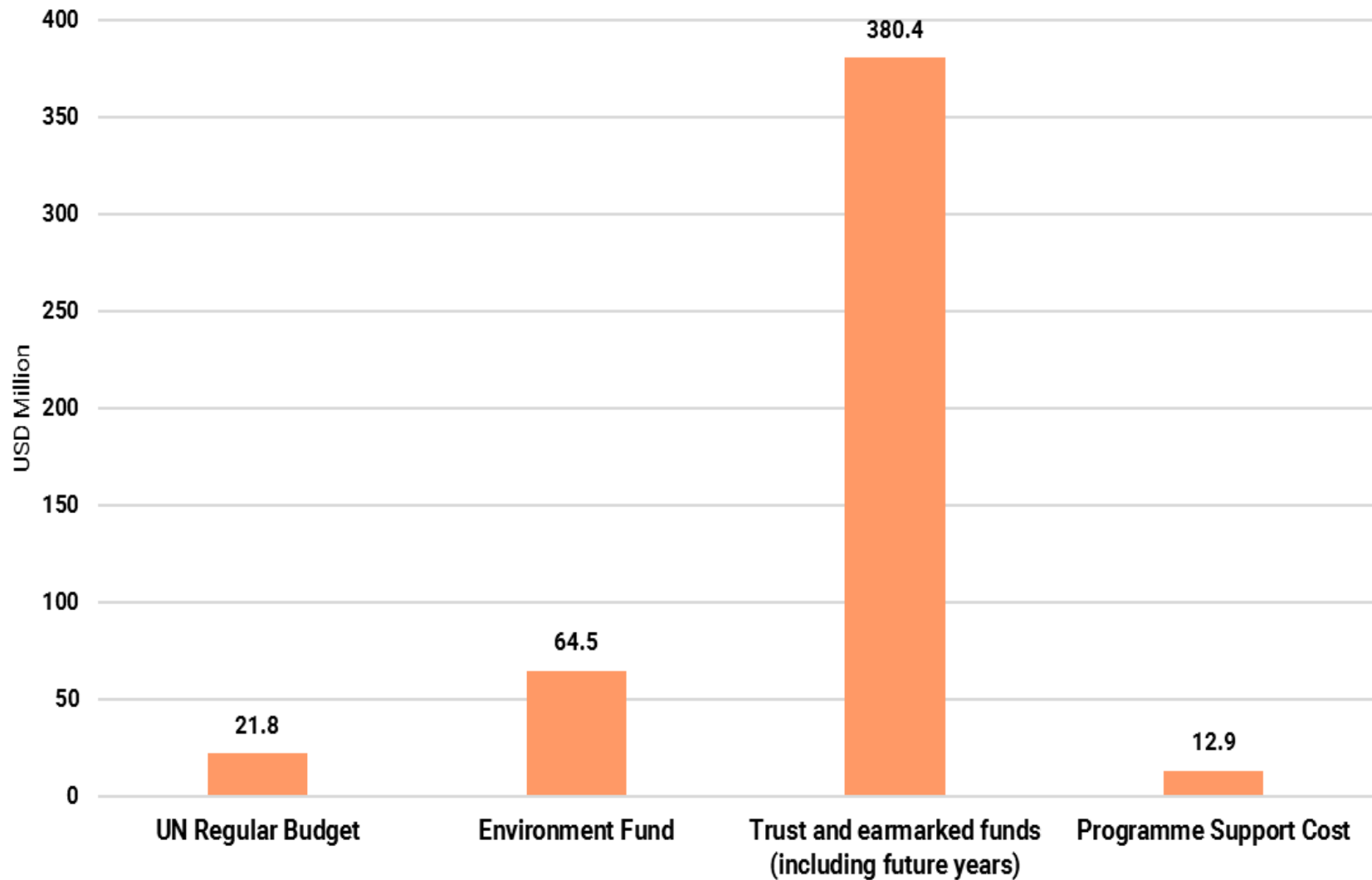
**Income (Funds Received)
January - December 2018**



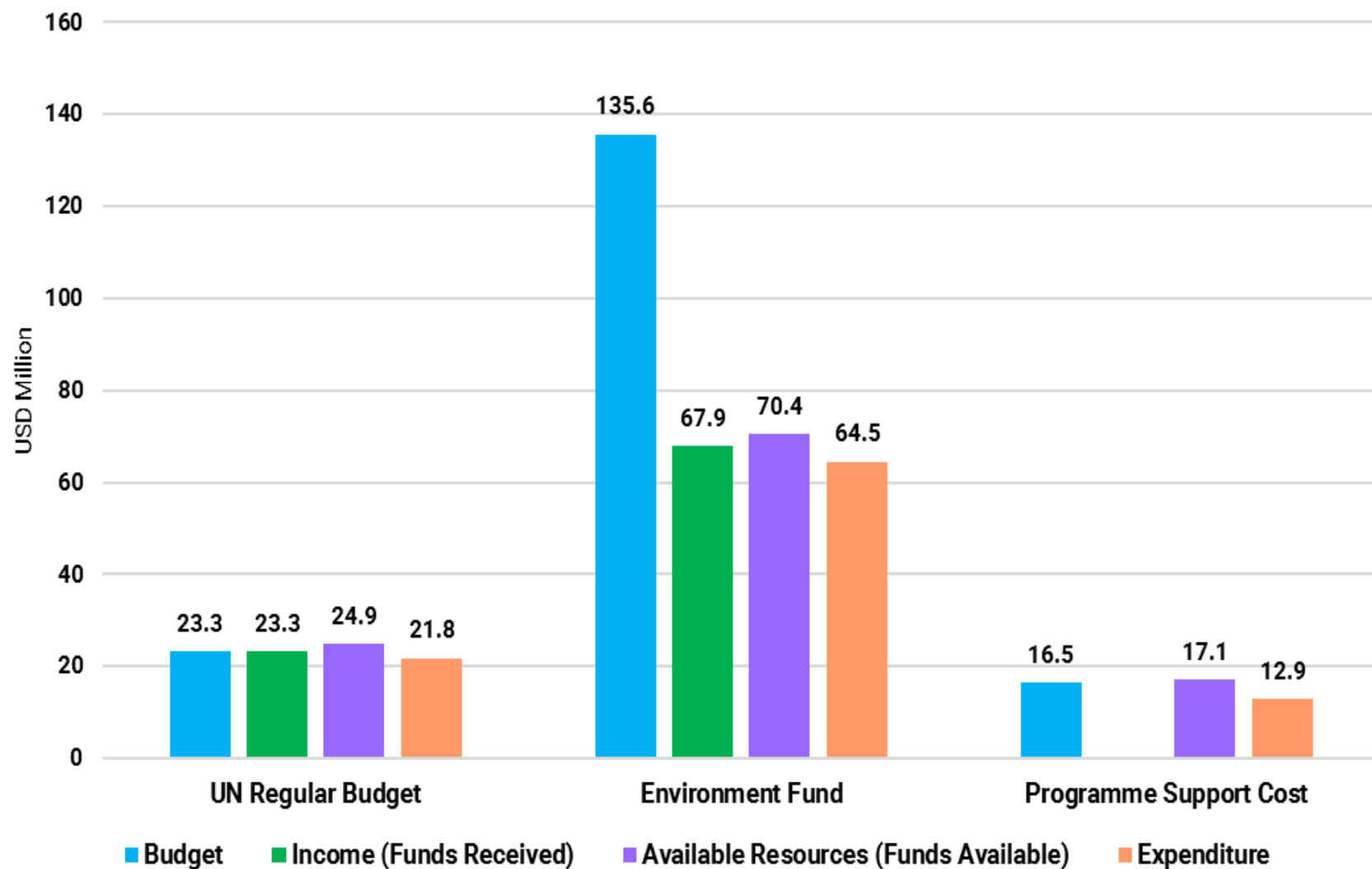
Available Resources (Funds Available) January - December 2018



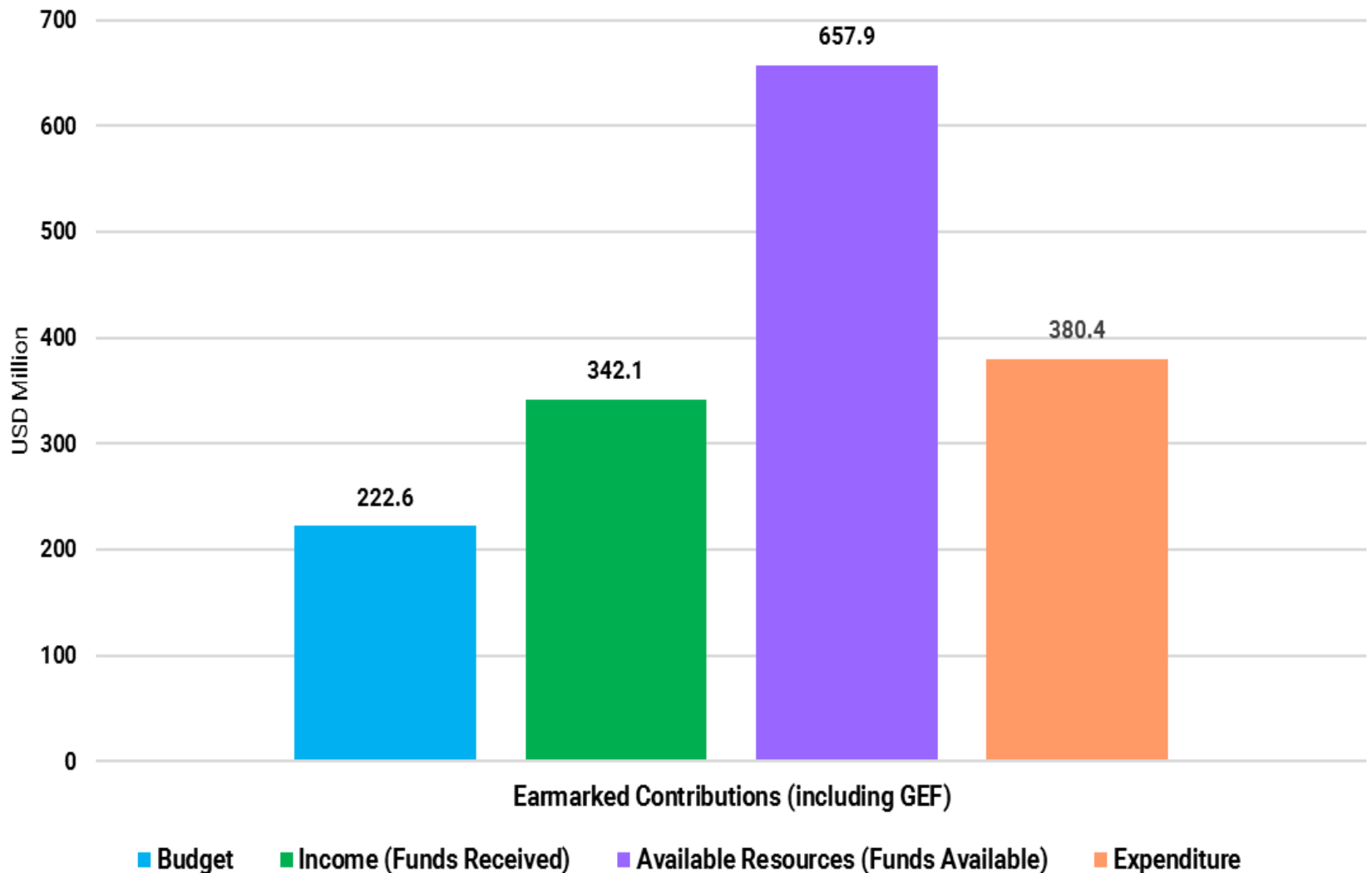
Expenditure January - December 2018



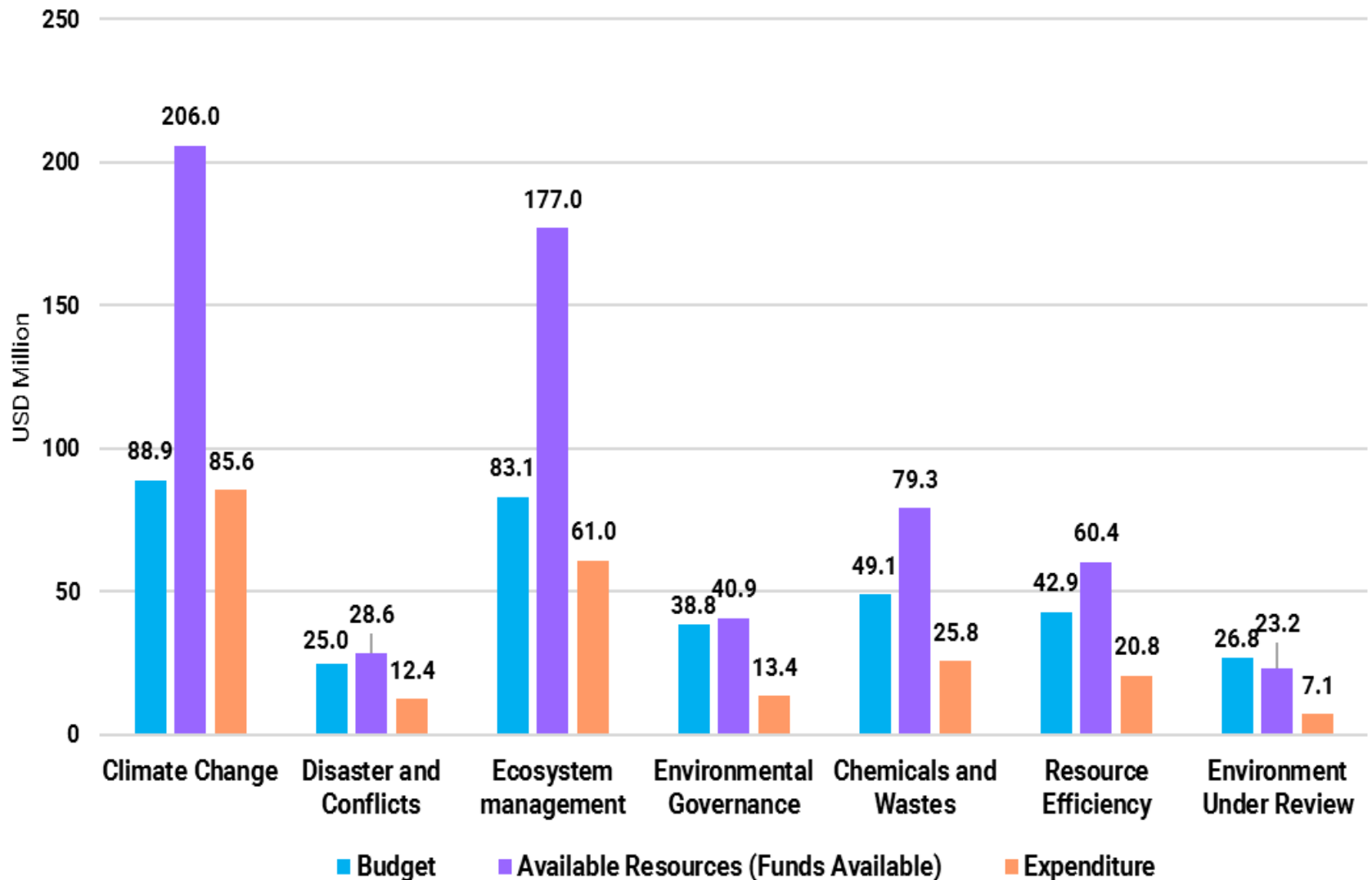
Budget, Income, Available Resources and Expenditure (Annual Funds) January - December 2018



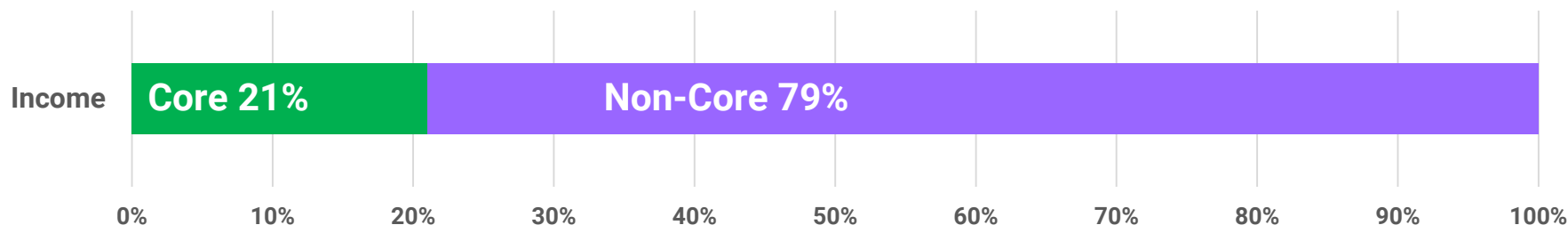
Budget, Income, Available Resources and Expenditure (Multi-Year Funds) January - December 2018



Funds by Sub-Programme January - December 2018



BALANCING THE FUNDING



Core funding must be strengthened. It is the bedrock needed to

- Convene stakeholders for global policy making
- Coordinate environmental programmes in the UN system
- Identify emerging environmental issues & Innovate solutions
- Advocate and raise awareness
- Build capacity and transfer technology
- Ensure results-based planning and management and robust oversight

Regular Budget is not expected to substantially increase – focus is therefore on the Environment Fund and other softly earmarked funding.

TOP FUNDING PARTNERS 2018

provide 91-96% of our Environment Fund and Earmarked income

Top 15 Contributors to the Environment Fund	Amount in USD million
Netherlands	9.09
Germany	8.86
France	7.55
United States of America	6.06
Sweden	5.05
Belgium	4.64
United Kingdom	4.33
Switzerland	3.84
Norway	3.00
Canada	2.41
Japan	2.36
Finland	1.73
China	1.50
Russian Federation	0.90
Ireland	0.60

Top 15 Contributors to Earmarked Funds	Amount in USD million
Global Environment Facility	126.7
UN Sister Organizations	48.4
Private Sector	26.6
Green Climate Fund	26.4
European Commission	21.4
Denmark	16.7
Norway	15.4
Sweden	10.0
Japan	9.8
Germany	8.2
France	6.6
Luxembourg	3.4
Finance Initiative	3.0
Italy	2.8
Switzerland	2.5

Thank you

2018 PPR Summary Table	No of Indicator targets (Dec 2018)			
	Total	Achieved	Partially Achieved	Not Achieved
1 - Climate Change	9	6	2	1
2 - Resilience to Disasters and Conflicts	5	4	1	0
3 - Healthy and Productive Ecosystems	6	6	0	0
4 - Environmental Governance	8	6	1	1
5 - Chemicals, Waste and Air Quality	9	8	1	0
6 - Resource Efficiency	10	7	2	1
7 - Environment under Review	7	7	0	0
TOTALS (by indicator targets)	54	44	7	3
% Performance by Indicator Targets	100%	81%	13%	6%