

The Environment Fund

as at 30 April 2019

Top- 15 Contributions

Sweden \$5.05M*
 Belgium \$4.49M*
 United Kingdom \$4.32M*
 Germany \$3.91M
 Norway \$3.00M
 Canada \$2.31M
 Russia Federation \$0.90M*
 Republic of Korea \$0.55M*
 Austria \$0.34M
 Romania \$0.31M
 Kuwait \$0.20M
 Slovenia \$0.14M
 India \$0.10M*
 Kazakhstan \$0.10M*
 Indonesia \$0.08M*

Contributions Equal to Scale**

Bahamas*
 Barbados*
 El Salvador*
 Georgia
 Kyrgyzstan
 Liechtenstein
 Mauritius*
 Micronesia (Federated States of)*
 Norway
 Romania
 Saint Lucia
 Saint Vincent and the Grenadines*
 Slovenia
 Sweden*
 Timor-Leste*

Other Contributions

Azerbaijan*
 Bangladesh*
 Croatia
 Estonia*
 Hungary*
 Mongolia*
 Portugal*
 Serbia*
 Singapore
 Thailand*
 United Arab Emirates

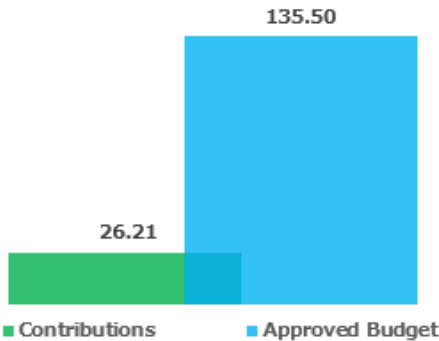
Comebacks

Bahamas*
 Micronesia (Federated States of)*
 Trinidad and Tobago*

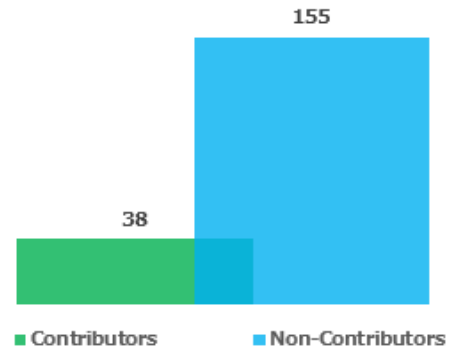
*Amounts based on pledges

**Scale - Environment Fund Voluntary Indicative Scale of Contributions (VISC)

Contributions vs Approved Budget



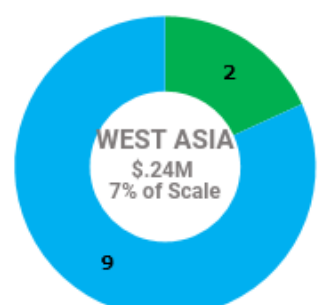
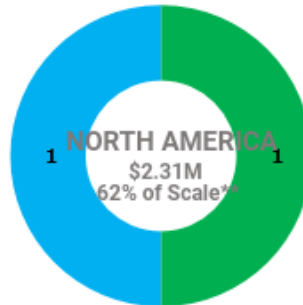
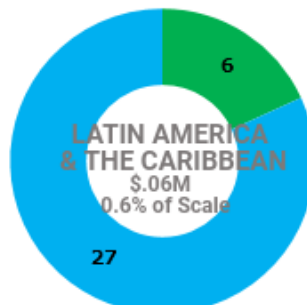
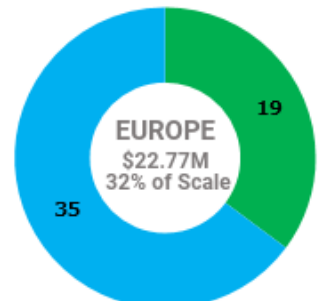
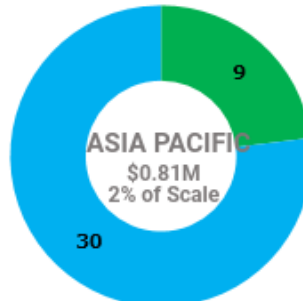
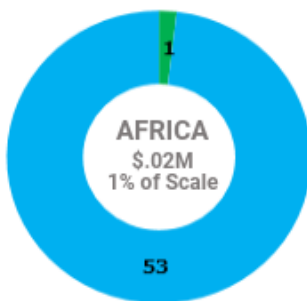
Contributors vs Other Member States



Regional Statistics

Member States: Contributors vs Non-Contributors

USD amounts: Percentage of Contributions as per Scale*



*Scale - Environment Fund Voluntary Indicative Scale of Contributions (VISC)

**USA does not participate in VISC.

www.unenvironment.org/about-un-environment/funding-un-environment

Should you have any questions, please contact the Corporate Services Division at Kati.autere@un.org with a copy to Lucy.Wahome@un.org.