

# The Environment Fund

as at 30 November 2019

## Top- 15 Contributions

Netherlands \$8.83M  
 Germany \$8.31M  
 France \$7.55M  
 USA \$6.06M\*  
 Sweden \$5.05M\*  
 Belgium \$4.51M  
 Denmark \$4.48M\*  
 United Kingdom \$4.09M  
 Switzerland \$4.02M  
 Norway \$3.00M  
 Canada \$2.31M  
 Japan \$1.94M\*  
 Finland \$1.64M  
 China \$1.50M  
 Russia Federation \$0.90M

## Top Increases\*\*

Qatar 154%  
 Slovakia 101%  
 Bahamas 29%  
 Liechtenstein 29%  
 Iceland 22%  
 Hungary 11%  
 Switzerland 5%

## Contributions Above Scale\*\*\*

Denmark\*  
 Latvia  
 Switzerland

## Contributions Equal to Scale\*\*\*

Bahamas  
 Barbados  
 Benin\*  
 El Salvador\*  
 France  
 Georgia  
 Iceland  
 Ireland  
 Kyrgyzstan  
 Liechtenstein  
 Malawi  
 Mauritius  
 Micronesia (Federated States of)\*  
 Montenegro  
 Namibia\*  
 Norway  
 Qatar  
 Romania  
 Saint Lucia  
 Saint Vincent and the Grenadines\*  
 Samoa\*  
 Slovenia  
 Sweden\*  
 Timor-Leste

## Comebacks

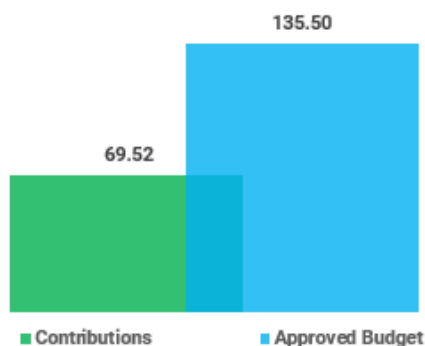
Bahamas Benin\* Denmark\* Malawi Micronesia (Federated States of)\* Morocco\* Myanmar Namibia\* Peru Samoa\* Trinidad and Tobago\*

\*Amounts based on pledges  
 \*\*Based on percentage increase from previous year's contribution  
 \*\*\*Scale - Environment Fund Voluntary Indicative Scale of Contributions (VISIC)

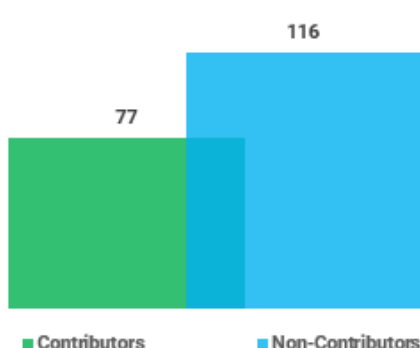
## Other Contributions

Andorra Australia Austria Azerbaijan Bangladesh Belarus Bulgaria Chile Croatia Cyprus Estonia India\* Indonesia Jordan Kazakhstan Kuwait Lithuania\* Luxembourg Mexico Monaco Mongolia New Zealand\* Paraguay\* Philippines Portugal\* Republic of Korea Serbia Singapore South Africa\* Sri Lanka\* Thailand United Arab Emirates Uruguay Viet Nam

### Contributions vs Approved Budget

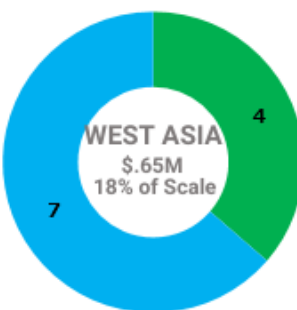
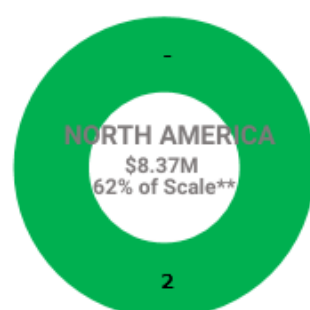
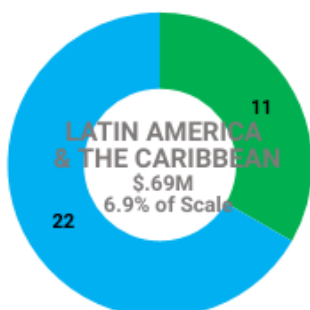
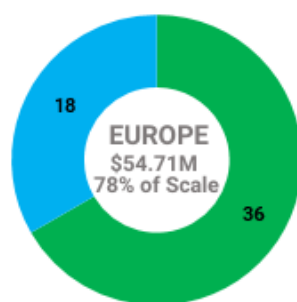
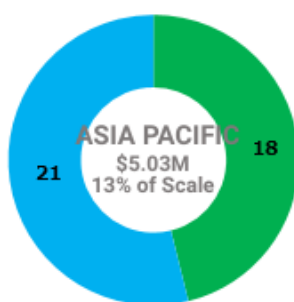
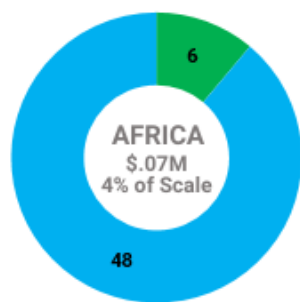


### Contributors vs Other Member States



## Regional Statistics

Member States: Contributors vs Non-Contributors USD amounts: Percentage of Contributions as per Scale\*



\*Scale - Environment Fund Voluntary Indicative Scale of Contributions (VISIC)  
 \*\*USA does not participate in VISIC.