

APR
2016

UNEP DIGITAL METRICS

APR
2016

SOCIAL MEDIA OVERVIEW



English	↑	2.4%	226,503
French	↑	4.3%	11,647
Spanish	↑	16%	5,398
Russian	↑	26%	2,996
Tunza	↑	0.6%	11,938
ROWA	↑	10%	1,692



English	↑	1.6%	505,165
French	↑	6.8%	6,375
Spanish	↓	26%	3,901
Russian	↑	5.4%	5,177
ROWA	↑	4.6%	6,303



	↑	2.5%	4,963
--	---	------	-------



	↑	10%	41,081
--	---	-----	--------

KEY FACTS

Total followers across all platforms
3,600,569

Compared to previous month 0.7% ↑

Highest follower growth this month was seen on Russian Facebook at 26%, Spanish Facebook at 26%, Spanish twitter at 26%, French twitter at 6.8% and Chinese WeChat at 7.9%.

Follower growth also seen on French Twitter, English Facebook, Weibo and YouTube.



WeChat	↑	7.9%	16,064
RenRen	↓	0.001%	545,849
QQ	↓	0.04%	2,099,700
Weibo	↑	1.2%	105,817

TWITTER

This month, UNEP's Twitter account recorded a 1.6% increase in followers from 496,982 to 505,165. This is mainly attributed to an increase in social media activities given the upcoming second session of the United Nations Environment Assembly. To engage followers UNEP has continued to create engaging and impactful posts giving more to enlighten and excite audiences for the upcoming events. UNEP's twitter account has increased its activity in anticipation of UNEA while engaging high profile personalities as well. This month UNEP engaged followers in a successful campaign dubbed #Sign4Climate. The campaign saw great pick up across sister agencies and external participants as well. UNEP continues to engage its audience with polls and these continue to keep the audience engaged.

In addition to the UNEP's audience, review of analytics data informed that UNEP's Twitter audience is likely to engage with positive and informative news on outcomes following the signing of the Paris Agreement and news on renewables. UNEP's Twitter audience is also likely to respond to video content calling for action on the environment and climate change.

What worked:

- + Coverage of the Paris Agreement Signing
- + #DidYouKnow tweets
- + #Sign4Climate Campaign on Paris Agreement

What did not work:

- + Text-only Tweets
- + Images of conference daises

FACEBOOK

This month Facebook account recorded a 2.4% increase in followers bringing the total number of fans from 221,500 to 226,503. This continued, strong increase in numbers is mainly attributed to the continued use of video content to enhance story telling and engaging and inspiring posts with a human angle. Implementation of the new approach featuring more interactive posts with news and videos as well as participation in campaigns to present an awareness of the environmental state of the world continues to amplify user engagement.

Creative uses of the platform to fuel post sharing is a contributor to the growth of UNEP's Facebook audience and development of highly sharable, non event-related content will be key to continue such growth. As Facebook's algorithm changes reward sharing others' content, UNEP will work to share content that can tied back to programmatic successes.

What worked:

- +Videos
- +News on Recycling
- + News on Health and Environment
- + Sustainable Development Goals posts

What did not work:

- + Posts without strong accompanying images
- + News reporting that does not add value through the most sharable aspects of news/reports
- + Updates on UNEP's work that lack a "human" side

APR
2016

SOCIAL MEDIA BENCHMARKS

UNEP TWITTER FOLLOWERS COMPARED TO OTHER AGENCIES *(As per April 23rd)*

AGENCY	FOLLOWERS
UN	7,129,135
UNICEF	5,415,322
WHO	2,879,940
WWF	2,132,678
World Bank	1,745,252
Green Peace	1,531,002
WFP	1,156,272
UNDP	941,913
UNEP	505,165
UNFCCC	286,607
FAO News	188,472
IPCC	72,188
WMO	25,634
WRI Climate	17,564

UNEP's position remains constant despite 1.6% increase in followers.

UNEP FACEBOOK FOLLOWERS COMPARED TO OTHER AGENCIES *(As per April 23rd)*

AGENCY	FOLLOWERS
UNICEF	6,014,358
WHO	2,054,529
WWF	2,746,761
Green Peace	2,532,331
UN	1,976,190
World Bank	1,956,321
UNDP	1,082,506
FAO	851,556
WFP	758,727
UNEP	226,503
UNFCCC	162,481
WRI	107,373
WMO	69,933
IPCC	17,388

UNEP's position remains constant despite 2.4% increase in followers.



1
WEBSITE

2
SOCIAL MEDIA
HIGHLIGHTS

3
FACEBOOK

4
TWITTER

5
YOUTUBE

6
LANGUAGES

7
GLOSSARY

APR
2016


FACEBOOK OVERVIEW

UNEP has a total of **226,503** fans on Facebook as of April 23, 2016. This month **1,844,938** people saw UNEP's information from **86** posts

TOP POST THIS MONTH *(shared on Tuesday 29 March 2016)*

UNEP
Published by Hootsuite [?] · March 29 at 10:01am ·

What do you think the most difficult products to recycle are? Find out here:
<http://ow.ly/ZY3jp>



Three Headaches for the Recycling Industry
The most advanced recycling operations in the world divert 75 percent or more of community waste away from landfills.
NYTIMES.COM | BY MATT RICHEL

146,635 people reached Boost Unavailable

👍👎🗨️ 245 22 Comments 215 Shares

👍 Like 💬 Comment ➦ Share

146,635 People Reached

1,056 Reactions, Comments & Shares

774 Like	236 On Post	538 On Shares
--------------------	-----------------------	-------------------------

7 Love	3 On Post	4 On Shares
------------------	---------------------	-----------------------

1 Haha	0 On Post	1 On Shares
------------------	---------------------	-----------------------

7 Wow	5 On Post	2 On Shares
-----------------	---------------------	-----------------------

4 Sad	1 On Post	3 On Shares
-----------------	---------------------	-----------------------

8 Angry	0 On Post	8 On Shares
-------------------	---------------------	-----------------------

40 Comments	22 On Post	18 On Shares
-----------------------	----------------------	------------------------

215 Shares	215 On Post	0 On Shares
----------------------	-----------------------	-----------------------

2,847 Post Clicks

4 Photo Views	1,842 Link Clicks	1,001 Other Clicks
-------------------------	-----------------------------	------------------------------

KEY FACTS

April 2016 Summary

Fans: **226,503**

Posts: **86**

Total reach: **1,844,938**

Comments: **617**

Shares: **5,226**

Likes: **20,756**

Link clicks: **9,519**

Video views: **1,569**

New fans: **6,248**

Engagement rate: **1%**

Last month UNEP reached 2,738,444 people through 81 posts, and gained 6,141 new fans, with a 1% engagement rate

Best day of the month

Tuesday 29 March 2016 UNEP reached **146,635** unique individuals.

Key data on this day

- Post sharing content on the recycling industry resulted in heavy engagement.

Source: FB Insights



1
WEBSITE

2
SOCIAL MEDIA
HIGHLIGHTS

3
FACEBOOK

4
TWITTER

5
YOUTUBE

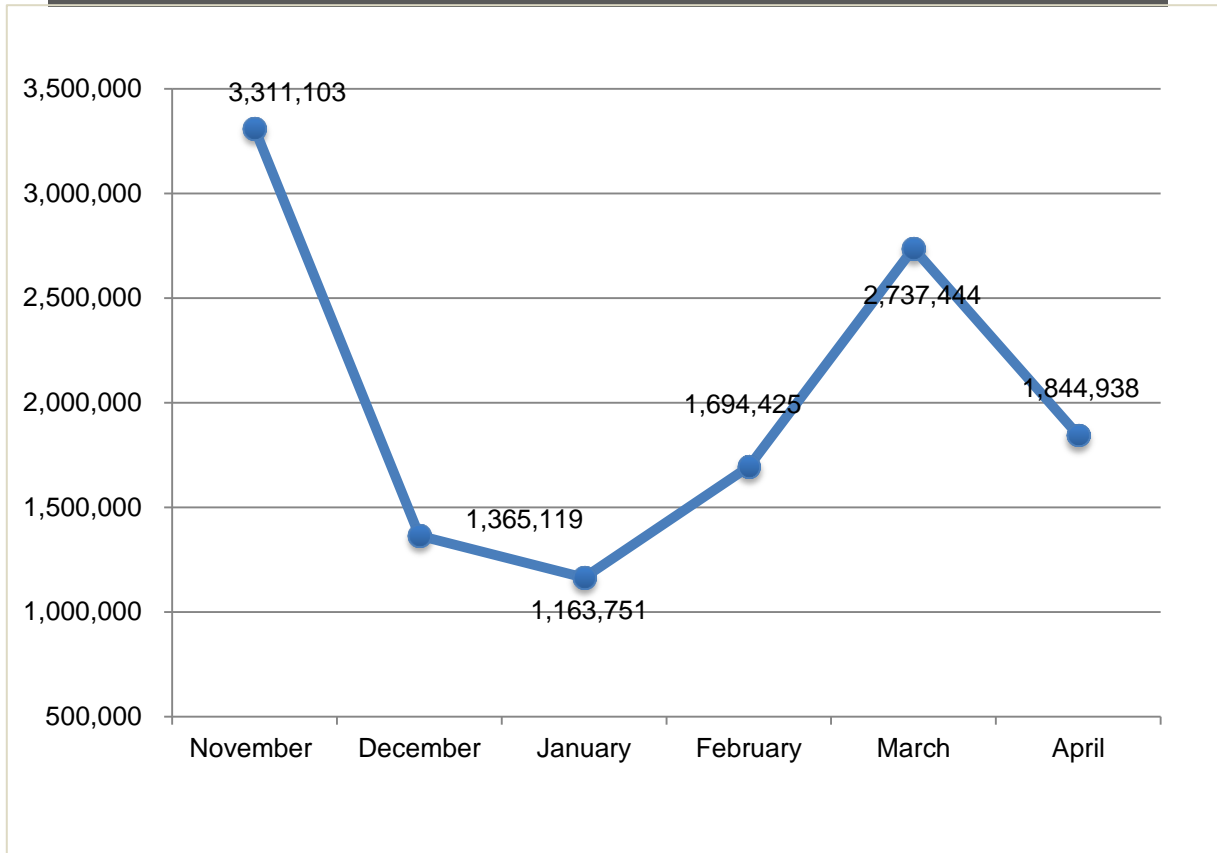
6
LANGUAGES

7
GLOSSARY

APR
2016

FACEBOOK MONTHLY REACH

NUMBER OF UNIQUE PEOPLE REACHED OVER THE LAST 6 MONTHS



Source: FB Insights

KEY FACTS

Total number of unique people reached since November 2015:

12,116,780

Average number of people reached per post since November 2015

23,898

NUMBER OF POSTS SHARED

Month	No. of posts
APRIL 2016	86
MARCH 2016	81
FEBRUARY 2016	91
JANUARY 2015	75
DECEMBER 2015	79
NOVEMBER 2015	95
TOTAL POSTS	507

* **Reach** is the total number of estimated unique fans that saw any post from UNEP.



1
WEBSITE

2
SOCIAL MEDIA
HIGHLIGHTS

3
FACEBOOK

4
TWITTER

5
YOUTUBE

6
LANGUAGES

7
GLOSSARY

APR
2016

FACEBOOK MONTHLY GROWTH AND ENGAGEMENT

FACEBOOK MONTHLY ENGAGEMENT

PAGE IMPRESSIONS



IMPRESSIONS BREAKDOWN



Page Post
1,275,827

Mention
80,002

Fan
62,049

Other
1,607



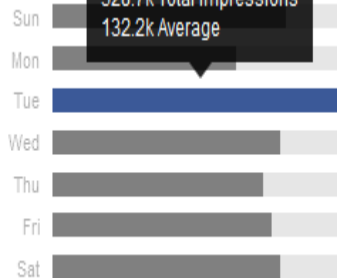
Organic
1,844,938

Viral
1,419,485

Paid
0

Tuesday

528.7k Total Impressions
132.2k Average



Source: Sprout Social

KEY FACTS

UNEP Facebook page continues to maintain momentum in growth, recording a percentage increase in followers with audience-optimised posts, featuring explanatory text accompanied by embedded links as well as audio-visual media. This continued use of audience optimised posts has caused a steady increase in organic impressions. Posting easy to share content should maintain steady growth.

- **Reach** is the total number of estimated unique fans that saw any post from UNEP.
- **Impressions by users** is the number of estimated unique fans who saw a post as a result of a share.

* **Engagement rate** is the percentage of people who saw a post and liked, shared, clicked or commented on it. Monthly engagement rate can be used as a benchmark to measure how posts perform on a daily/weekly basis.

$$\text{Eng.Rate} = (\text{Engaged users}/\text{Reach}) * 100$$



1 WEBSITE

2 SOCIAL MEDIA HIGHLIGHTS

3 FACEBOOK

4 TWITTER

5 YOUTUBE

6 LANGUAGES

7 GLOSSARY

FACEBOOK DEMOGRAPHICS

The people who like your Page

Women

40%
Your Fans

Men

59%
Your Fans



UNEP's fans are predominantly male: 59%

SOURCE: FACEBOOK INSIGHTS

The people who have liked, commented on, or shared your posts or engaged with your Page in the past 28 days.

Women

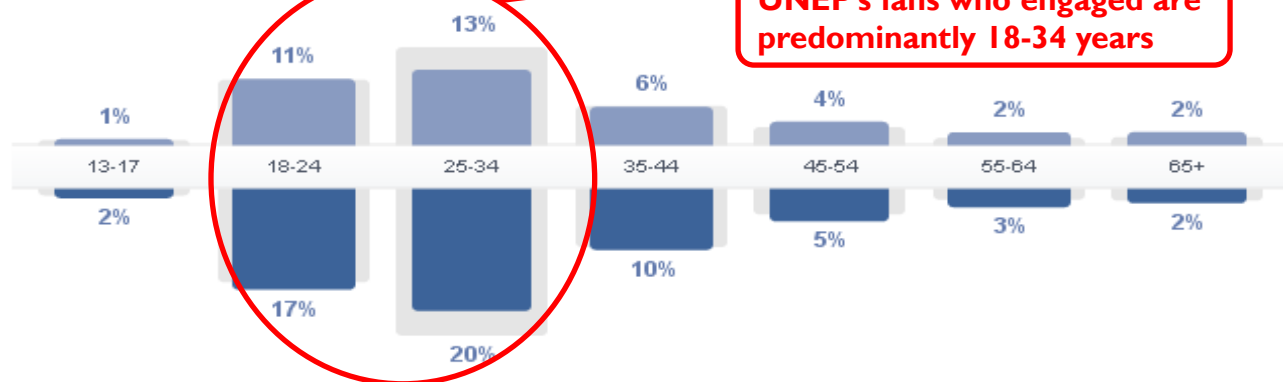
39%
People Engaged

40%
Your Fans

Men

60%
People Engaged

59%
Your Fans



UNEP's fans who engaged are predominantly 18-34 years

SOURCE: FACEBOOK INSIGHTS

APR
2016

FACEBOOK FANS - COUNTRIES, CITIES AND LANGUAGES

Country	People Engaged	City	People Engaged	Language	People Engaged
United States of America	1,723	Dhaka, Dhaka Division...	826	English (US)	9,747
India	1,651	Nairobi, Kenya	413	English (UK)	2,440
Bangladesh	1,259	New Delhi, Delhi, India	267	French (France)	868
United Kingdom	542	Kathmandu, Bagmati ...	187	Spanish	772
Kenya	528	London, England, Unit...	156	Portuguese (Brazil)	459
Brazil	511	Kabul, Kabul Province,...	130	Italian	302
France	443	Mexico City, Distrito Fe...	120	German	270
Canada	432	Paris, Île-de-France, Fr...	100	Spanish (Spain)	253
Philippines	429	Chittagong, Chittagon...	94	Arabic	204
Mexico	414	Melbourne, VIC, Australia	90	Turkish	164

Source: FB Insights

APR
2016

FACEBOOK BENCHMARKS

1		UNICEF	6m		▲ 0.3%	18	180.3K	
2		WWF	2.8m		▲ 0.4%	10	62.8K	
3		World Health Organizati...	2.7m		▲ 0.2%	12	17.5K	
4		Greenpeace International	2.5m		▲ 0.5%	25	82.7K	
5		United Nations	2m		▲ 0.3%	40	26.3K	
6		World Bank	2m		▲ 0.1%	20	19.2K	
7		United Nations Develop...	1.1m		▲ 0.1%	10	4.9K	
8		Food and Agriculture Or...	851K		▲ 0.4%	17	12.9K	
9		World Food Programme	758.3K		▲ 0.3%	5	151	
YOU 10		UNEP	227.1K		▲ 0.6%	18	3.3K	

UNEP's position remains the same increase in number of fans. UNEP requires and increase in engagement to remain competitive
*statistics comparison is in real-time last month.

Source: FB Insights



1
WEBSITE

2
SOCIAL MEDIA
HIGHLIGHTS

3
FACEBOOK

4
TWITTER

5
YOUTUBE

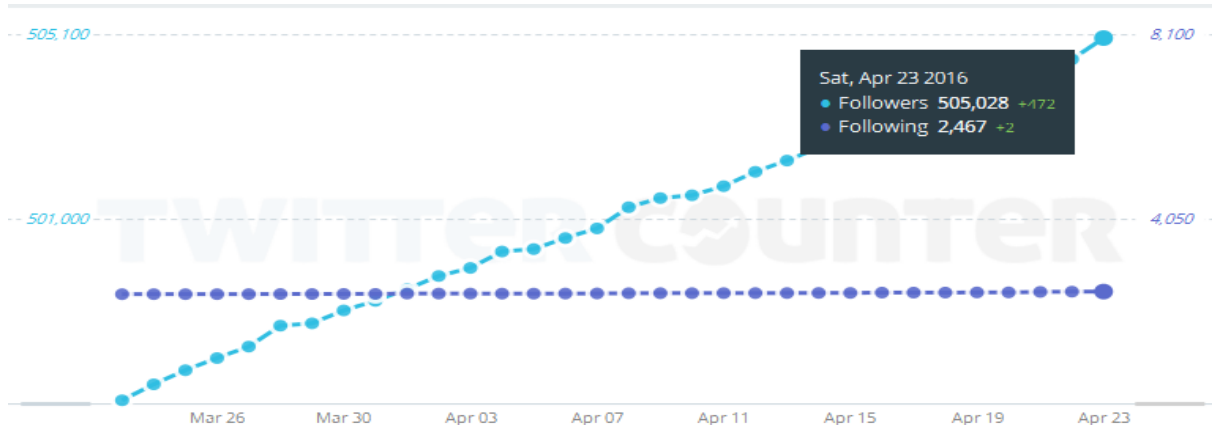
6
LANGUAGES

7
GLOSSARY

APR
2016

TWITTER OVERVIEW

APRIL 2016 FOLLOWER GROWTH



SOURCE:TWITTERCOUNTER.COM

TOP TWEETS THIS MONTH



The [#ParisAgreement](#) is open for signing on 22 April. Show your support by donating your signature & [#Sign4Climate!](#)



Sign for Climate!

RETWEETS 437 LIKES 370



UN Environment @UNEP · Apr 10

What does the [#ParisAgreement](#) on climate change require countries to do? Find out here: ow.ly/ZdtS0



RETWEETS 425 LIKES 305

KEY FACTS

April 2016 Summary

Followers: **505,028**

Tweets: **428**

Replies: **1.6K (45 per day)**

Mentions: **6.8K**

Retweets: **28K (545 per day)**

Likes: **23K (452K per day)**

Impressions: **8M (249K per day)**

New followers: **8,046**

Engagement rate: **1%**

Top tweets of the month

437 Retweets 370 likes | 40K Impressions

The [#ParisAgreement](#) is open for signing on 22 April. Show your support by donating your signature & [#Sign4Climate!](#)
Tweeted on 13 April 2016

457 Retweets 365 likes | 32K Impressions

What does the [#ParisAgreement](#) on climate change require countries to do? Find out here: ow.ly/ZdtS0
Tweeted on 10 April 2016



1 WEBSITE

2 SOCIAL MEDIA HIGHLIGHTS

3 FACEBOOK

4 TWITTER

5 YOUTUBE

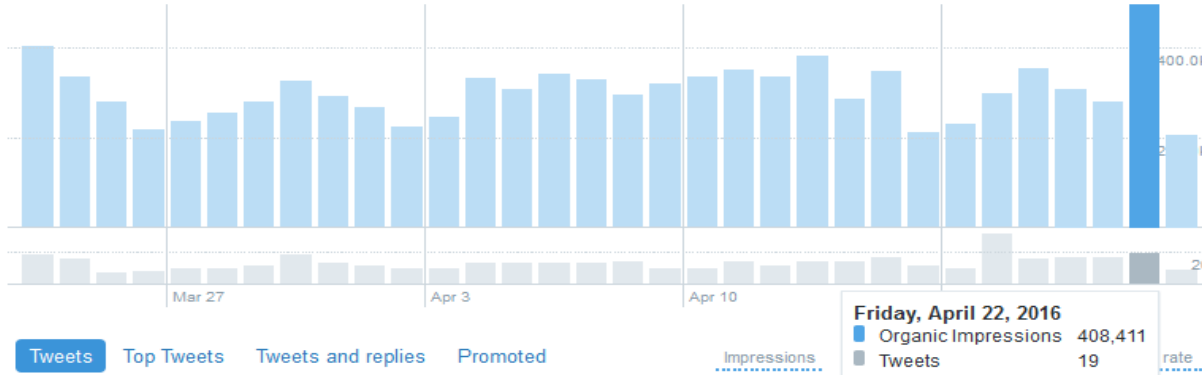
6 LANGUAGES

7 GLOSSARY

APR
2016

TWITTER OVERVIEW

BEST DAY THIS MONTH: Friday 22 April 2016



SOURCE:TWITTER ANALYTICS

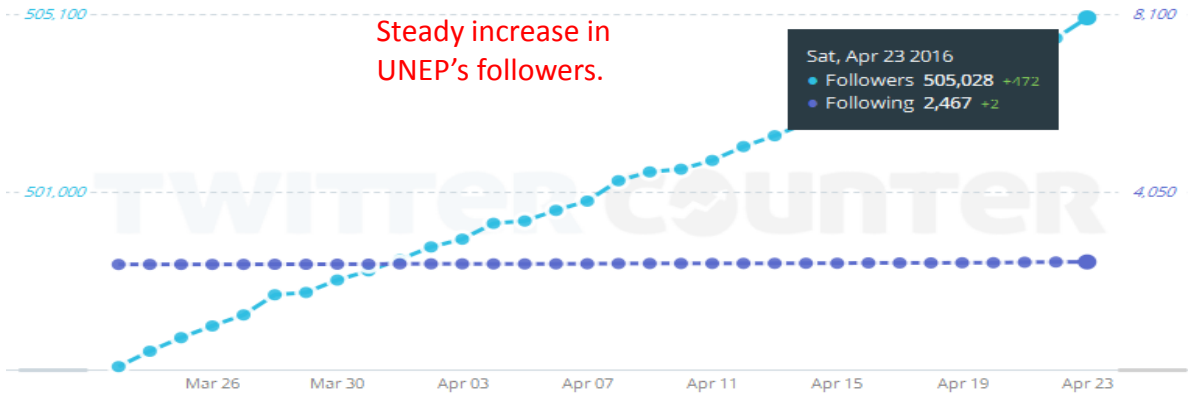
KEY FACTS

Best day of the month

Friday, 22 April 2016 UNEP recorded 408,411 impressions .

Key data on this day

- Signing of the Paris Agreement, with remote live coverage through @UNEP



SOURCE:TWITTER COUNTER

Impressions compared to previous month **26%** ↓
 Followers compared to previous month **1.6%** ↑

* **Impressions** - Twitter Analytics defines impressions as the number of times people saw a tweet on Twitter.



1 WEBSITE

2 SOCIAL MEDIA HIGHLIGHTS

3 FACEBOOK

4 TWITTER

5 YOUTUBE

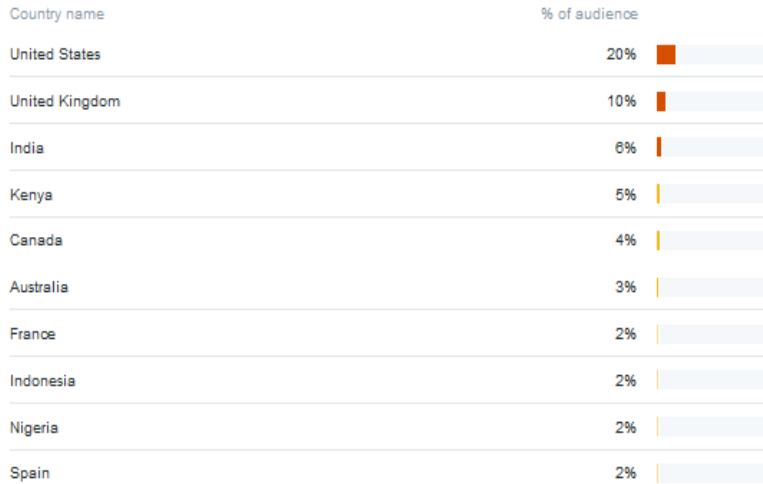
6 LANGUAGES

7 GLOSSARY

APR
2016

TWITTER DEMOGRAPHICS AND LOCATIONS

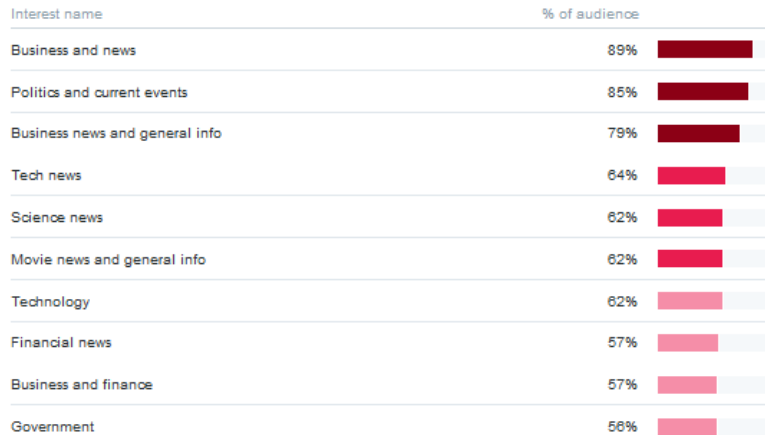
Country



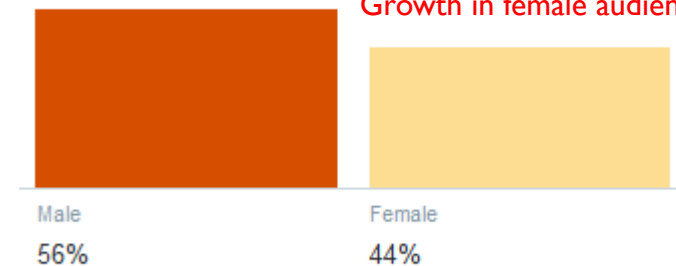
Region



Interests



Gender



UNEP's followers are predominantly male: 56 %
Growth in female audience: 44%

SOURCE: TWITTER ANALYTICS

APR
2016

INSTAGRAM OVERVIEW

MARCH- APRIL TOP MEDIA




Top media of the month

981 likes

Happy #EarthDay! On 22 April 22nd we celebrate the beauty of our planet. Today, 175 @unitednations Member States signed the #ParisAgreement on climate change in New York, signaling a clear intent to take steps to improve the health of the globe.

#Sign4Climate #ClimateChange #UNEP #Wildlife #ClimateAction #environment environment #medioambiente #meioambiente #GlobalGoals



Top media of the month

837 likes

Phobjkha Valley, #Bhutan. Bhutan's socio-economic growth is driven by sectors dependent in the environment. The UNDP-UNEP Poverty- Environment Initiative focuses on integrating environment, climate and poverty into Bhutan's policies, plans, programmes and budgets to achieve a greener, more inclusive and more sustainable development path. #environment environment #medioambiente #meioambiente #GlobalGoals

KEY FACTS

April 2016 Summary

Followers: **41,081**

Likes/Post: **786**

Posts: **342**

Engagement rate : **2.2x** ↑

New followers: **3,750**

Following: **209**

Followers compared to previous month

10% ↑

Source: Union Metrics



1
WEBSITE

2
SOCIAL MEDIA
HIGHLIGHTS

3
FACEBOOK

4
TWITTER

5
YOUTUBE

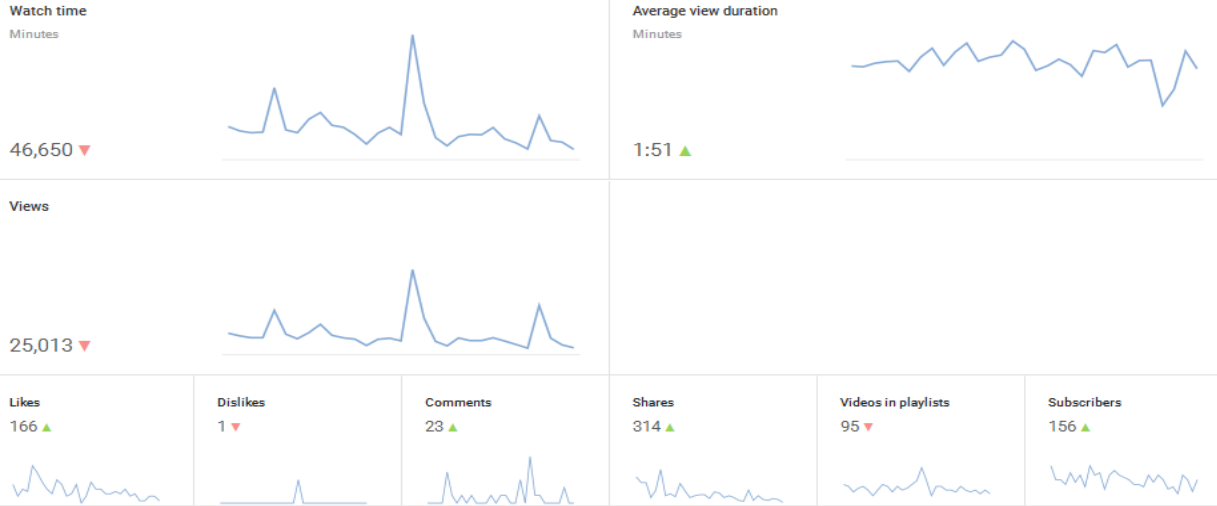
6
LANGUAGES

7
GLOSSARY

APR
2016

YOUTUBE

YOUTUBE ACTIVITIES THIS MONTH



TOP 10 VIDEOS VIEWED THIS MONTH

Top 10 Videos [Browse all content](#)

Video	↓ Watch time (minutes)	↓ Views	↓ Likes	↓ Comments
The Antarctic Ozone Hole -- From Discovery to ...	10,151 22%	1,653 6.6%	10	1
Sustainable innovation Forum - Opening Day	4,987 11%	2,711 11%	2	0
His Holiness Pope Francis' visit to UNEP headq...	3,466 7.4%	1,692 6.8%	15	4
A Bottle's Odyssey	2,995 6.4%	3,188 13%	7	0
Seven Billion Dreams. One Planet. Consume w...	2,852 6.1%	2,469 9.9%	19	3
Preventing Our Oceans from Becoming Dumps	1,650 3.5%	610 2.4%	3	0
Ozone Song	1,150 2.5%	601 2.4%	5	1
Solutions COP21 Opening Night at the Grand ...	1,002 2.1%	756 3.0%	1	0
Le Trou d'ozone en Antarctique - De la découv...	912 2.0%	174 0.7%	2	0
Coastal Erosion	749 1.6%	448 1.8%	0	0

KEY FACTS

April 2016 Summary

Subscribers: **4,963**

Views: **25,013**

Watch time: **46,650**

New Subscribers: **121**

Last month UNEP recorded 25,603 views, 46,077 minutes watched and a gain of 133 new subscribers.

**YouTube recently changed its analytics algorithm, prioritising watch time over views and lifetime views on each video*

Subscribers compared to previous month
2.5% ↓

Views compared to previous month
2.5% ↓

New in Top 10 videos

- Coastal Erosion with a watch time of 749 minutes



1
WEBSITE

2
SOCIAL MEDIA
HIGHLIGHTS

3
FACEBOOK

4
TWITTER

5
YOUTUBE

6
LANGUAGES

7
GLOSSARY

YOUTUBE DEMOGRAPHICS

Top geographies

Watch time

- United States (22%)
- United Kingdom (5.8%)
- Italy (5.8%)
- India (4.7%)
- Canada (3.9%)



Gender

Views

- Male (57%)
- Female (43%)



Traffic sources

Watch time

- External (29%)
- Direct or unknown (22%)
- Suggested videos (19%)
- Other (30%)



Playback locations

Watch time

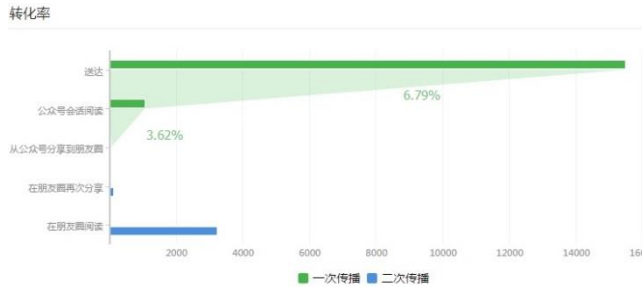
- YouTube watch page (71%)
- Embedded in external websites and apps (28%)
- YouTube channel page (0.5%)



CHINESE

UNEP WeChat Top post

联合国环境署驻华代表处夏季实习生招聘 / 数据详细



14 posts/April

26 April

UNEP China Office Summer Internship Programme

View: 5,998 Retweets and favourites: 500

22 April

Paris Signing

View: 3,927 Retweets and favourites: 438

UNEP Sina Weibo Top post

联合国环境规划署
4月15日 18:05 来自 iPhone 6 Plus
#不做旁观者#环境问题面前，青少年不是旁观者，而是重要的参与者。4月23日，环境署、中国日报与北京市教委将联合主办“首届国际环保教育校长论坛暨首届中国青少年环境论坛”，来自国际组织、教育部门、NGO、青少年等100多名代表将一起探讨与分享青少年环境教育理念和实践。相约北京四中，等你来！@宋佳



27 Posts/ April

Top Weibo post:

15 April 2016

UNEP Youth Forum on Sustainable Consumption and Production, Beijing, China

Shares: 75

Likes & comments: 37

Reach: 185,000

CHINESE

UNEP ED

Fans number: ↑

1,864, 5%

17 tweets posted in April.

Top weibo: Paris signing



CHINESE CONTENT HIGHLIGHTS

WHAT WORKED

- UNEP China Office Internship programme
- UNEP event with youth participation element
- Launch of UNEP – CCTV documentary on the Arctic
- Opinion pieces on #CleanTech #ParisSigning
- Celebrity engagement including UNEP advocate on SCP in China - @Songjia and UNEP GWA @BertandPiccard's Weibo
- UN joint delegation to China on youth #SDGs&Youth #Entrepreneurship

Fans on **WeChat** and **Sina Weibo** continue to rise. Slight decrease in **QQ** audience. This is because social media users continue to move to WeChat. **RenRen** audience numbers continue to drop due to decrease in use of platform by users as well as popularity.

f FACEBOOK

Total audience: **2,996**

Total Posts: **43**

Total Reach: **81K**

New likes: **637**

Vs 32 posts, 63K Reach and 430 new likes last month

RUSSIAN



Total audience: **11,647**

Total Posts: **47**

Total Reach: **142K**

New likes: **484**

Vs 69 posts, 92K reach and 487 new likes last month

FRENCH



Total audience: **5,189**

Total Posts: **34**

Total Reach: **57K**

New likes: **652**

Vs 0 posts, 0K Reach and 292 new likes last month

SPANISH



Total audience: **1,692**

Total Posts: **62**

Total Reach: **235K**

New likes: **168**

Vs 106 posts, 136K Reach and 106 new likes last month

UNEP ROWA

🐦 TWITTER

Total followers: **5,177**

Total Tweets: **533**

Total Impressions: **182K**

New followers: **265**

Vs 499 tweets, 191K Reach and 576 followers

RUSSIAN



Total followers: **6,375**

Total Tweets: **189**

Total impressions: **281K**

New followers: **409**

Vs 219 tweets 339K Reach and 360 new followers last month

FRENCH



Total followers: **3,698**

Total Tweets: **151**

Total Impressions: **253K**

New followers: **600**

Vs. 0 tweets, 0 Reach and 114 new followers last month

SPANISH



Total followers: **6,303**

Total Tweets: **188**

Total Impressions: **234K**

New followers: **277**

Vs 154 tweets, 111K Reach and 196 new followers last month

UNEP ROWA

LANGUAGE CONTENT HIGHLIGHTS

TOP POSTS

Top Tweet earned 9,437 impressions

Les scientifiques du climat réunis à Nairobi pr la 43ème séance du GIEC. Leur travail essentiel à l' #**AccordDeParis**
pic.twitter.com/Ez1a6SykSW



🔄 32 ❤️ 23



UNEP

Published by Baba Dogo [?] · 8 April at 22:43 · 🌐

ПОБЕГ ИЗ АФРИКИ

В ближайшие четыре года из Африки в Австралию будут вывезены 80 африканских носорогов. В мире впервые предпринимается столь отчаянная попытка спасти исчезающую на глазах популяцию диких животных. Экологи потеряли надежду на обуздание браконьерства в Африке и придумали уникальный способ спасения носорогов. Идейным вдохновителем проекта стал уроженец Южной Африки Рэй Диарлав, давно переехавший в Австралию. В 2013 году он приступил к реализации проекта «Австрали...



5,819 people reached

Boost Post

WEB

Bounce Rate: The percentage of visitors to a particular website who navigate away from the site after viewing only one page.

Direct Traffic: Represents traffic to the web site with no referrer as one of the following: 1) the visitor typed the domain name directly into their browser, 2) the visitor bookmarked the site, 3) the visitor clicked on an email, shortcut, or other direct link

Page Views: An instance of an Internet user visiting a particular page on a website.

Referring Domain: A web site that refers a visitor to your site by linking to it.

Visitors: The number of inferred individual people (filtered for spiders and robots), within a designated reporting timeframe, with activity consisting of one or more visits to a site.

Visits: An instance of an Internet user visiting a particular page on a website.

SOCIAL MEDIA

Engagement Rate: Is the percentage of people who saw a post and liked, shared, clicked or commented on it. Monthly engagement rate can be used as a benchmark to measure how posts perform on a daily/weekly basis.

Eng.Rate = (Engaged users/Reach) *100

Fans: Users who "like" a particular page on Facebook.

Followers: Users who have subscribed to Twitter/Instagram updates and will see your Tweets show up in their news stream.

Replies: Replies are mentions that start with the @ handle of a specific user you're engaging.

Retweet: A retweet is when a user shares a post of another user with their followers. Twitter enables this action with their "retweet" button.

Impressions: Based on Twitter's definition, the number of people who saw a tweet on the platform.

Reach: Is the total number of estimated unique users that saw each post by UNEP.

Tweet: Any message posted on Twitter that is displayed to followers.