

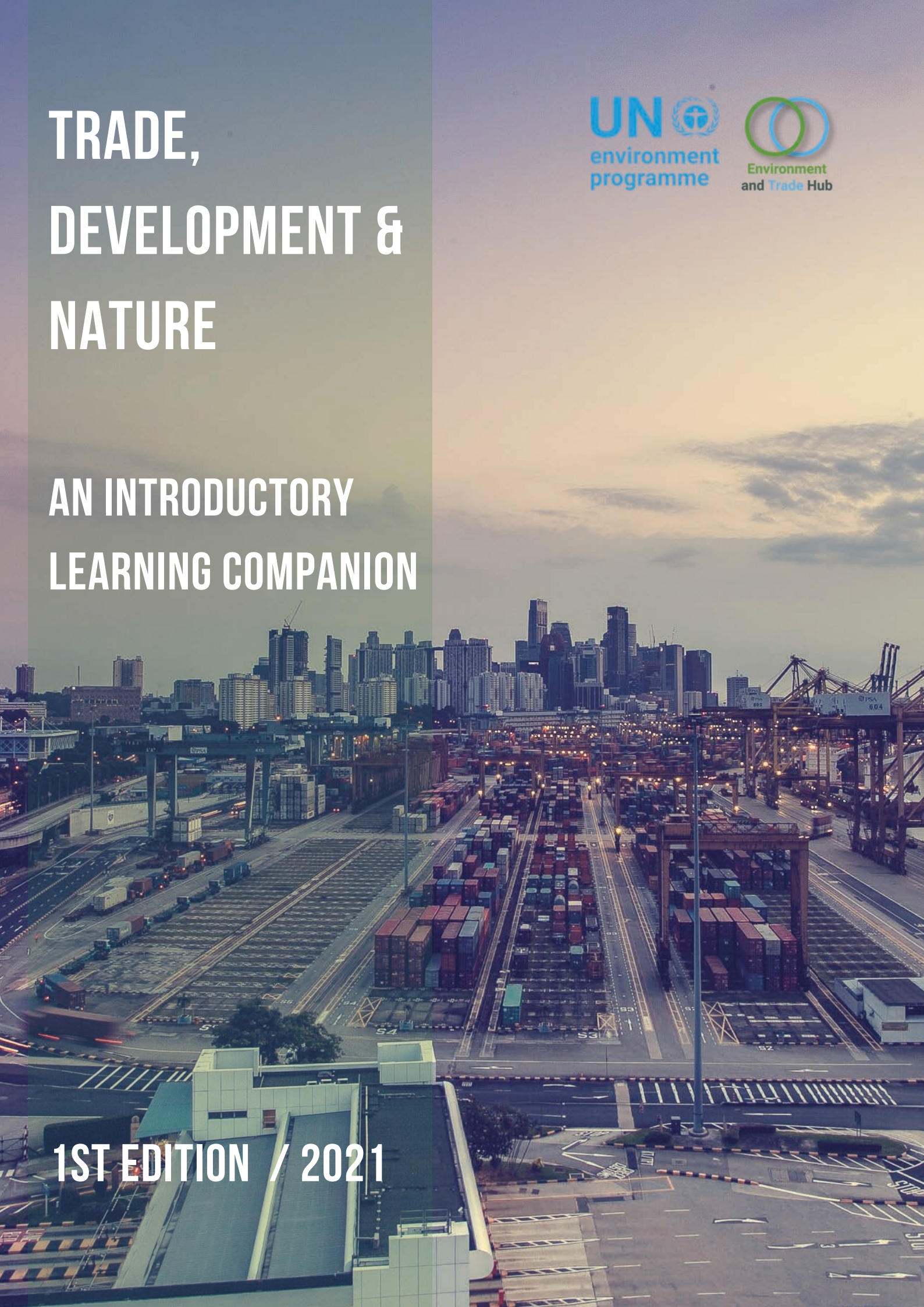
# TRADE, DEVELOPMENT & NATURE

## AN INTRODUCTORY LEARNING COMPANION

UN   
environment  
programme

  
Environment  
and Trade Hub

1ST EDITION / 2021



## ACKNOWLEDGEMENTS

---

Authored by Elena Antoni (CIFOR and TradeImpact), with support and inputs by Colm Hastings (UNITAR) and Jayasurya Kalakkal (UNEP).

Proofreading and editing: Tamla Berry, Fathima Rasha  
Design: Elena Antoni

Produced for the UNEP Environment and Trade Hub, as part of the GCRF TRADE Hub project.

We would like to thank the following individuals for their review and inputs: Anja von Moltke (UNEP), Neil Burgess and James Vause (both UNEP-WCMC and UKRI GCRF TRADE Hub), and Colette van der Ven (TULIP Consulting).

This output has been funded in whole or part by the UK Research and Innovation's Global Challenges Research Fund under the Trade, Development and the Environment Hub project (Project number ES/S008160/1).

Suggested citation: Antoni, E. (2021). Trade, Development and Nature. An Introductory Learning Companion. UNEP: Geneva

# ABOUT

This Introductory Learning Companion has been developed with the aim of providing an up-to-date, evidence-based, interdisciplinary resource for all types of learners. It can thus serve as a good resource for those with little or no prior knowledge on economic and trade policy, and the relationship between trade, development and nature. The companion may also serve as a useful resource and reference manual for lecturers and trainers in professional or higher education.

### Learning Objectives:

1. Understand the role of trade in the global economy, and the major trends that have shaped the evolution of globalization.
2. Describe the mechanisms via which trade can promote or retard economic growth.
3. Appreciate the complex relationship between trade and inequality—between countries and within countries.
4. Understand the various mechanisms via which trade can affect nature—positively and negatively.
5. Appreciate trade's increasingly important role as a tool of sustainable development, in general, and environmental sustainability, more specifically.

## INFORMATION ON THE USE OF THIS RESOURCE

CC Creative Commons License: This work can be used, distributed and remixed for educational purposes.

Informing the author about the use and application of the resource would be highly appreciated and useful for reporting purposes.

For comments, suggestions, observations, or information regarding use, contact [antoni@tradeimpact.org](mailto:antoni@tradeimpact.org)

# TABLE OF CONTENTS

TITLE	Page No
1. Trade & The Global Economy	3
Global Value Chains of Production	5
Trade as an Engine of Economic Growth	7
2. Trade, Poverty and Inequality	9
Inequality Within Countries	11
Trade and Human Rights	12
3. Trade, Economic Growth, and Nature	13
The Role of Trade	15
Trade as a Tool to protect the Environment	17
Trade: Opportunities and Challenges	18
Trade as a Tool: Opportunities	21
Trade as a Pressure: Challenges	23

**THIS INTRODUCTORY LEARNING COMPANION  
DRAWS FROM, AND COMPLEMENTS A RANGE  
OF EXISTING MATERIALS, INCLUDING:**

---

PAGE "Green Economy and Trade" Online course and training material, developed jointly by the UNEP Environment & Trade Hub, and the United Nations Institute for Training and Research (UNITAR), under the Partnership for Action on Green Economy (PAGE), 2017-2019

Green Industrial Policy: Promoting Competitiveness and Structural Transformation - Online Course & Capacity Building Material, developed jointly by UNEP, UNITAR, and UNIDO, 2019-2020

UNCTAD Virtual Institute Teaching Material on Structural Transformation and Industrial Policy (2016) United Nations Conference on Trade and Development.

IISD and UNEP, Trade and Green Economy: A Handbook (3rd edn, 2014) International Institute for Sustainable Development: Geneva

Resources made available by OurWorldInData, including "Trade in Globalization", Ortiz-Ospina, E. and Beltekian, D., "Trade and Globalization" (2018)

# 1. TRADE & THE GLOBAL ECONOMY

## Globalization has been characterized by record levels of international trade

- In 1948, the value of world merchandise exports (i.e. exports of goods) stood at US\$58 billion.[3]
- According to the World Trade Organization (WTO), in 2019 that figure had risen to over US\$18.7 trillion – an increase of over 32,000 per cent.[4]

## International trade also increased in importance, relative to GDP [5]

- In 1945, at the end of the Second World War, the value of exported goods accounted for less than 5 percent of total global output.
- Today, that figure is close to 25 per cent.

## REFERENCES

- [1] The International Institute for Sustainable Development, & The United Nations Environment Programme. (2014). *Trade and Green Economy: A Handbook* (3rd ed.). Geneva, Switzerland: International Institute for Sustainable Development
- [2] Li et al. (2019). "Patterns of global production and GVC participation; in: World Trade Organisation, Global Value Chain Development Report 2019: Technological Innovation, Supply Chain Trade, and Workers in a globalized World.". (2019). The World Trade Organization: Geneva.
- [3] Van den Bossche, P., & Zdouc, W. (2017). *The Law and Policy of the World Trade Organization: Text, Cases and Materials* (4th ed.). Cambridge University Press.
- [4] WTO Statistics Database (n.d.) World Trade Organization. Retrieved from <https://timeseries.wto.org>.
- [5] Ortiz-Ospina, E., & Beltekian, D. (2018) "Trade and Globalization", Our World in Data. Retrieved from: <https://ourworldindata.org/trade-and-globalization>; Based on Historical Bilateral Trade and Gravity Data Set (TRADHIST), see Fouquin, M. and Hugot, J., "Two Centuries of Bilateral Trade and Gravity Data: 1827–2014" (2016) CEPII Working Paper 2016–14

## THE ERA OF GLOBALIZATION

Since the establishment of a new economic order following the Second World War, the world has become increasingly interconnected and globalized, with more and more countries now integrated into a single, global economy.

Today's era of globalization has been driven by two factors:

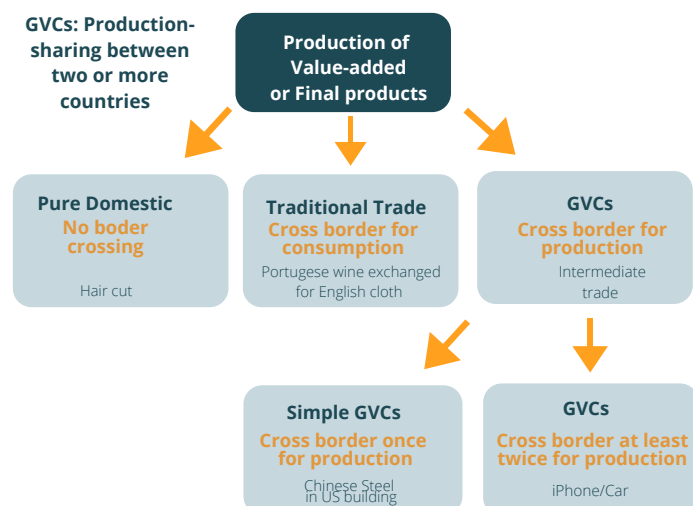
- Technological innovation, which has made the transport of goods across large distances both cheaper and easier (notably, via container ships and ports);
- Successive economic liberalization – initially driven, at the multilateral level, by the General Agreement on Tariffs and Trade (GATT), which came into effect in 1948.[1]

## GLOBAL & REGIONAL VALUE CHAINS (GVC): THE FRAGMENTATION OF GLOBAL PRODUCTION

In the mid-1990s, with the rapid growth of intermediate goods trade, and increasing expansion of international vertical specialization, the world entered into a new age of globalization. Today, economies are highly integrated, with countries not only exchanging final goods, but also intermediary inputs via so-called 'value chains'.

FIGURE 1: DECOMPOSITION OF PRODUCTION ACTIVITIES

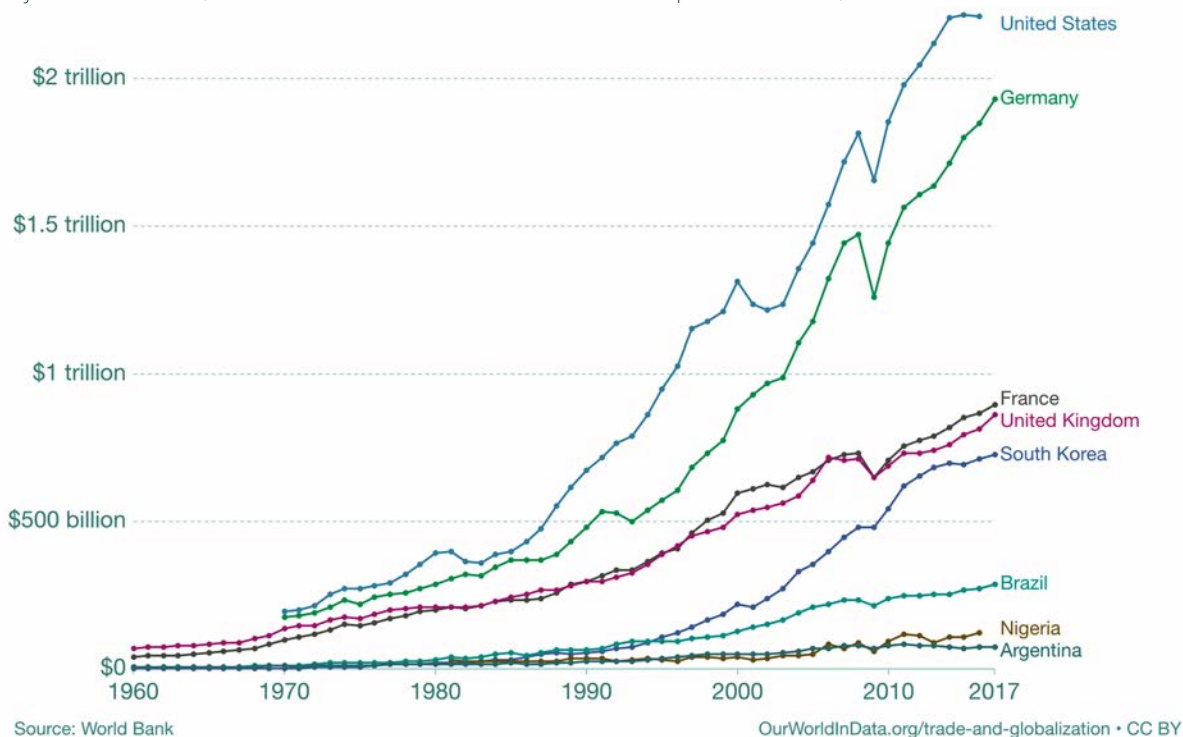
Reproduced from: FIGURE 1.1, Li et al., 2019



# THE ERA OF GLOBALIZATION: VISUALIZED

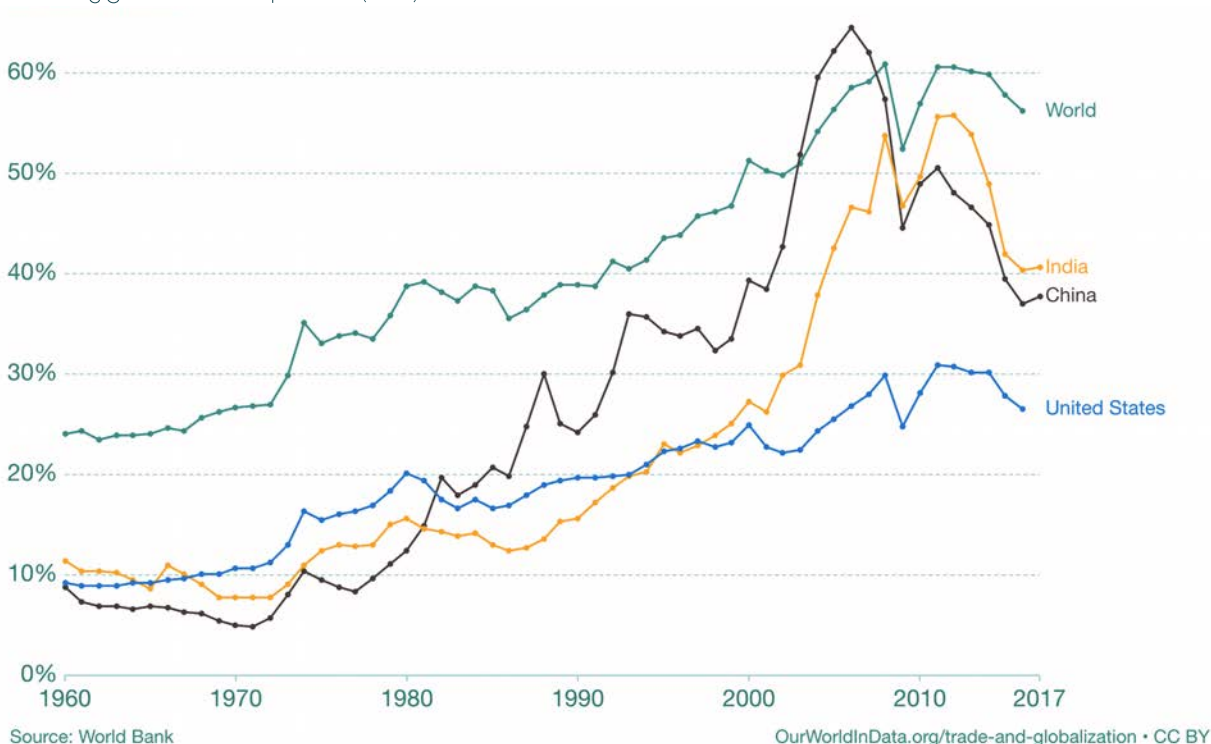
**CHART 1: VALUE OF EXPORTED GOODS AND SERVICES, 1960 TO 2017**

Adjusted to inflation, and shown in constant USD. Source: Ortiz-Ospina & Beltekian, 2018



**CHART 2: TRADE—EXPORT PLUS IMPORTS—AS SHARE OF GDP, 1960 TO 2017**

Shown is the Trade Openness Index: The sum of exports and imports of goods and services, divided by gross domestic product (GDP)



**DATASOURCE:**

Ortiz-Ospina, E. & Beltekian, D. (2018). Trade and Globalization. OurWorldInData.org. Retrieved from: [www.ourworldindata.org/trade-and-globalization](http://www.ourworldindata.org/trade-and-globalization); data source: The World Bank Development indicators; For further information & analysis visit: [www.ourworldindata.org/trade-and-globalization](http://www.ourworldindata.org/trade-and-globalization)

# GLOBAL VALUE CHAINS OF PRODUCTION

## TRADE & INVESTMENT: INCREASINGLY TWO SIDES OF THE SAME COIN

One of the defining characteristics of GVCs is an increasing overlap and complementarity that can be observed between trade and investment. Formerly understood to be mutually exclusive, Multinational Corporations (MNC) are now increasingly combining trade and investment, as well as strategic partnerships, as cornerstones of their global strategy.[1]

## THE CONCEPT & FUNCTIONING OF GVCS

The concept of a 'Value Chain' refers to the full range of interrelated activities that are required to bring a product to life, from its conception, to its end use and beyond. This also includes related activities such as design and marketing, which are not captured by the narrower concept of "supply chains". [2]

GVCs 'unbundle', or disaggregate the production process, which allows countries (or more accurately, the firms in a particular country) that possess a comparative advantage at a particular production process, to specialise, thereby enhancing overall efficiency.

### FURTHER AUDIO RESOURCE

Audio Podcast: McKinsey Global Institute: "Globalization's next chapter", available [here](#).

### REFERENCES

- [1] OECD. (2020). Trade and Investment. Trade Policy Brief, Organization for Economic Co-operation and Development.
- [2] OECD. (n.d.). Global Value Chains and Trade: The Trade Policy Implications of Global Value Chains. Retrieved from: [oecd.org/trade/topics/global-value-chains-and-trade](https://oecd.org/trade/topics/global-value-chains-and-trade)
- [3] Constantinescu, C., Mattoo, A., & Ruta, M. (2020). The global trade slowdown: Cyclical or structural?. The World Bank Economic Review, 34(1), 121-142.
- [4] Ferrantino, Michael J. and Taglioni, Daria, (2014), [Global Value Chains in the Current Trade Slowdown](#). World Bank - Economic Premise, issue 138, p. 1-6.
- [5] Lund, S.; Majika, J., Woetzel J., Bughin, J.; Krishnan, M.; Seong, J.; Muir, M.(2019). Globalization in transition: The future of trade and value chains, McKinsey Global Institute. Retrieved from: <https://www.mckinsey.com/featured-insights/innovation-and-growth/globalization-in-transition-the-future-of-trade-and-value-chains#>

## A SLOW-DOWN IN THE GROWTH OF GVCS: CYCLICAL OR STRUCTURAL IN NATURE?

Since the financial crisis in 2008, a slow-down in the growth of GVCs and a tendency towards regionalization, and shorter value chains could be observed. Some actors expected this trend to be of a cyclical nature, and thus expected the growth pattern of global trade to rebound to its pre-crisis levels.

However, increasingly, actors have pointed to structural reasons for the slow-down in the growth of GVCs, including technological trends such as robotics and automation, and a higher preference for proximity to target markets. Political, socio-economic and environmental developments (such as populism/new protectionist tendencies, or the COVID-19 pandemic) may reinforce this trend. [3], [4], [5]

## GLOBAL VALUE CHAINS: POLICY IMPLICATIONS

The fragmentation of production along GVCs has resulted in economic opportunities but also generated new challenges.

- For example, the ability to specialize in a particular aspect of production may make it easier for developing economies to integrate into GVCs, and thus diversify more easily away from activities concentrated on primary resource extraction.
- However, once integrated, developing economies may struggle to “move-up” within GVCs, from lower to higher-value activities.[2]

Policies can make an important contribution towards shaping countries’ engagement with GVCs:

- Understanding the dynamics of GVCs can help policy makers design appropriate trade and trade-related policies that enhance countries' welfare, and promote broader policy objectives.
- A good regulatory framework with strong social and environmental policies, along with strategies to shape markets in a way that foster non-economic benefits, can help ensure that GVCs contribute to broader policy objectives. [3], [4]

“In a world of GVCs, trade policy cannot solely focus on impediments to trade with direct trade partners. The whole value chain and bottlenecks upstream and downstream among third countries\* have to be considered in order to boost exports and improve economic performance.”[1]

\*countries other than direct import or export partners

### REFERENCES

[1] The World Bank; World Trade Organization. (2019). *Global Value Chain Development Report 2019: Technological Innovation, Supply Chain Trade, and Workers in a Globalized World* (English). Washington, D.C.: World Bank Group., online [here](#).

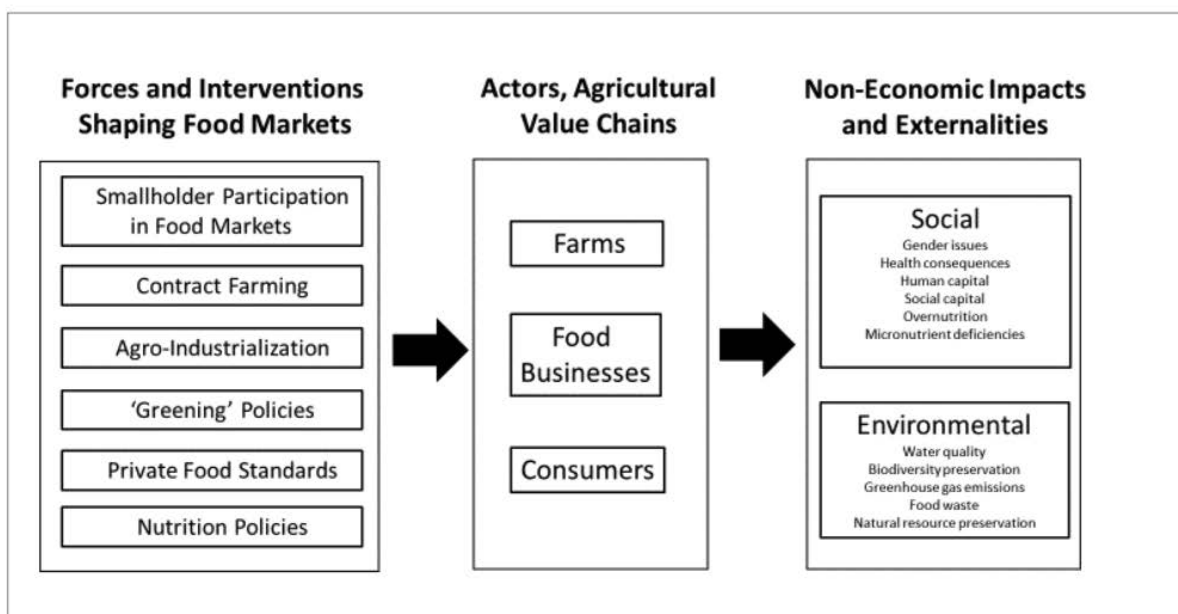
[2] ICTSD & WEF. (2013). *Global Value Chains: Development Challenges and Policy Options, Proposals and Analysis*. E15 Initiative. Geneva: International Centre for Trade and Sustainable Development (ICTSD) and World Economic Forum (WEF), 2013. Retrieved from: [www.e15initiative.org/](http://www.e15initiative.org/)

[3] OECD. (2013). *Global Value Chains and Trade: The Trade Policy Implications of Global Value Chains* (online resource) . OECD. Retrieved from: [oecd.org/trade/topics/global-value-chains-and-trade](http://oecd.org/trade/topics/global-value-chains-and-trade)

[4] Gómez, M.I., Meemken, E. & Verteramo Chiu, L.J. (2020). "Agricultural value chains and social and environmental impacts: Trends, challenges, and policy options – Background paper for The State of Agricultural Commodity Markets" (SOCO). Rome: FAO. Retrieved from: <http://www.fao.org/documents/card/en/c/cb0715en>

**FIGURE 2: CONCEPTUAL FRAMEWORK TO EXAMINE NON-ECONOMIC IMPACTS IN AGRICULTURAL VALUE CHAINS**

Source: Gómez, et al., 2020



# TRADE AS AN ENGINE OF ECONOMIC GROWTH

## Economic growth and poverty

Global GDP per capita increased from US\$3,277 in 1950 to US\$14,574 in 2016, while the percentage of the world population living in extreme poverty decreased from 44 per cent in 1981 to less than 10 per cent in 2015.[1]

## Measuring wealth and prosperity: Gross Domestic Product (GDP) & beyond

- GDP is a measure of total production, i.e. all services and products produced in an economy.[3]
- However, GDP has also functioned as a measure of progress and prosperity more generally, a practise increasingly called into question.
- Other indices that are more focused on measuring well-being, prosperity and other aspects of sustainable developments have therefore been proposed as alternatives. Examples include the Inclusive Wealth Index, the Inclusive Green Growth Index, and the Better Life Index. [4], [5], [6]

## REFERENCES

- [1] Ortiz-Ospina, E. (2018). Does Trade Cause Growth? OurWorldInData.org. Retrieved from: <https://ourworldindata.org/economic-growth>
- [2] Core-econ. (2020). Chapter 18.10 in Trade and Economic growth. Core-econ.org; online available [here](#)
- [3] Max Roser. (2013). Economic Growth. Retrieved from <https://ourworldindata.org/economic-growth> [Online Resource].
- [4] Roman, P., & Thiry, G. (2016). The Inclusive Wealth Index. A critical appraisal. *Ecological Economics*, 124, 185-192.
- [5] Asian Development Bank (2018). Inclusive Green Growth Index: A New Benchmark for Quality of Growth; available online [here](#).
- [6] OECD (2020) Better Life Index, online available [here](#)

## INTERNATIONAL TRADE AS AN ENGINE OF ECONOMIC GROWTH

Sustained levels of economic growth in the last centuries were accompanied by an even faster growth in global trade and economic integration. In more recent decades, this trend can be observed for both developed and developing countries, with an even stronger correlation seen in the latter.

Empirical evidence, on both country and firm level, suggests that trade is one of the key factors in driving national income (GDP per capita) and macroeconomic productivity (GDP per worker) over the long run.[1]

## MECHANISMS VIA WHICH TRADE AFFECTS ECONOMIC GROWTH

Ways in which trade liberalisation and economic integration promote economic growth:

- Competition;
- Economies of scale effects (access to greater markets);
- Learning and innovation.

Mechanisms via which trade and economic integration can retard economic growth (linked to presence of competition and trade regulatory framework):

- By undermining "learning by doing" in infant industries in the presence of a latent (i.e. not yet exploited) competitive advantage.
- By undermining potential for (industrial policy) government support measures to promote economic restructuring in countries with historic specialisation in sectors with little growth potential. [2]

### WHAT WILL THE WORLD LOOK LIKE AFTER COVID-19?

Simon Mair (2020). What will the world be like after coronavirus? Four possible futures. *The Conversation*. Available online [here](#) & the audio version [here](#).

### FURTHER READING:

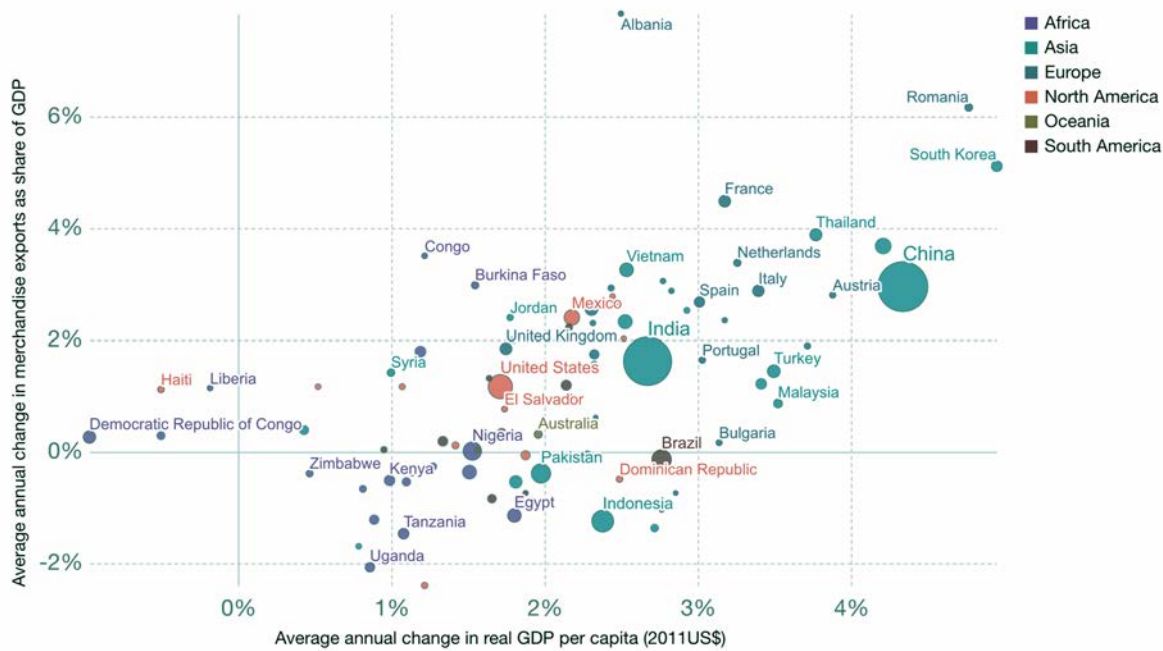
- Ventura, J. (2005). A global view of economic growth. *Handbook of economic growth*, 1, 1419-1497. Online [here](#).
- Core-econ (2020). Ch. 18.10 Trade and Economic growth. Core-econ.org; online available [here](#).



# THE ERA OF GLOBALIZATION VISUALISED

**CHART 3: GROWTH OF GDP AND TRADE, 1945 TO 2014**

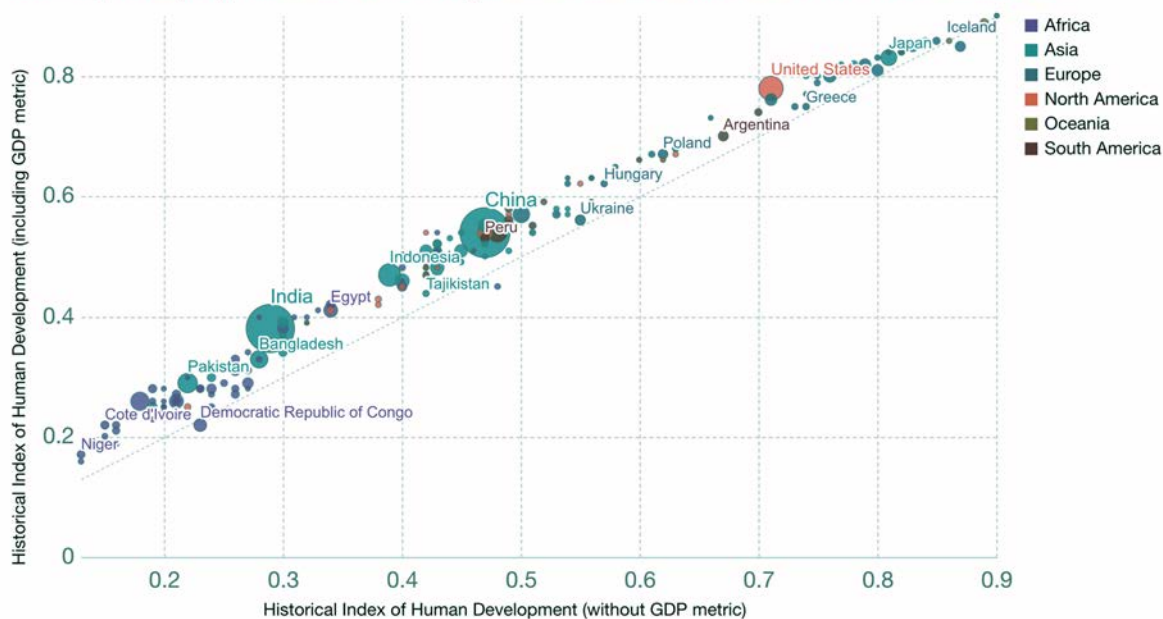
Average annual change in real GDP per capita v. average annual change in exports as share of GDP. Source: Ortiz-Ospina & Beltekian, 2018



Source: Fouquin and Hugot (CEPII 2016), Maddison Project Database (2018), Population (Gapminder, HYDE(2016) & UN (2019)), Our World In Data  
CC BY

**CHART 4: HISTORIC INDEX OF HUMAN DEVELOPMENT WITH GDP METRIC VS. WITHOUT GDP METRIC, 2015**

The Historic Index of Human Development (HIHD) is a summary measure of average achievement in key dimensions of human development, representing an index of life expectancy, literacy rates and education enrolment, and per capita gross domestic product. Shown below: HIHD with and without GDP measure



Source: Prados de la Escosura (2018)

CC BY

**DATASOURCE:**

Ortiz-Ospina, E.. (2018). Does Trade Cause Growth? OurWorldInData.org. Retrieved from <https://ourworldindata.org/economic-growth>  
Data source: The World Bank Development indicators;  
For further information & analysis visit: [www.ourworldindata.org/trade-and-globalization](http://www.ourworldindata.org/trade-and-globalization):

# 2. TRADE, POVERTY & INEQUALITY

**Dhingra, & Tenreyro (2020)**, who reviewed the impact of liberalisation in agriculture on welfare in Kenya, find that policy changes to promote agribusiness and corporate engagement caused a reduction of farmers' incomes. This was the case as profits were captured by foreign companies, rather than farmers themselves. This points to the fact that that liberalisation may lead to adverse effects on small farmers if the local economic sector lacks the capacity to grow, adapt, and capture profits generated by changes to the economic structure.[7]

## REFERENCES

- [1] Ortiz-Ospina, E. (2018). Is trade a major driver of income inequality? OurWorldInData.org. Retrieved from: <https://ourworldindata.org/trade-and-income-inequality> [Online Resource], data source: The World Bank
- [2] McCulloch, N., Winters, L. A., & Cirera, X. (2001). Trade liberalization and poverty: A handbook. Centre for Economic Policy Research.
- [3] UNCTAD. (2019). Trade Policies and their Impact on Inequalities. United Nations Conference on Trade and Development, Note by the Secretariat, UN Doc. TD/B/66/4
- [4] Chan, Anita & Ross, Robert. (2003). Racing to the bottom: International trade without a social clause. *Third World Quarterly* – THIRD WORLD Q. 24. 1011-1028. 10.1080/01436590310001630044.
- [5] UNCTAD. (2017). Trade and Development Report 2017–Beyond austerity: Towards a global New Deal.
- [6] See for example: Jack, J. T. (2016). Dependency and Third World Underdevelopment: Examining Production–Consumption Disarticulation in Nigeria. *African Research Review*, 10(4), 204–223; Commodities of Empires project. "Commodity histories: Peanuts and economic dependence in french West Africa", retrieved online at <https://www.commodityhistories.org/research/peanuts-and-economic-dependence-french-west-africa>;
- Frankema, E. (2015). How Africa's colonial history affects its development. Published online on the WEF blog, retrieved online at <https://www.weforum.org/agenda/2015/07/how-africas-colonial-history-affects-its-development/>;
- [7] Dhingra, S. & Tenreyro, S. (2020). The impacts of agribusiness-led development on farming incomes and profits. Published online at VOC EU CEPR, retrieved at: <https://voxeu.org/article/agribusiness-led-development-and-farming-profits>

## TRADE & POVERTY

Historically, increased participation of developing countries in world trade has been accompanied by a reduction in extreme poverty. Research findings support the view that, generally, trade is an ally in the fight against global poverty, by increasing average incomes and providing resources with which to tackle poverty. At the same time, policy reforms accompanying trade liberalization ('trade adjustment measures') can clearly exacerbate poverty for some, and create adverse effects on certain groups.[1],[2]

## TRADE & GLOBAL INEQUALITY

The fragmentation of production along GVCs has created economic opportunities for some countries with historically lower socio-economic development levels. This contributed to the reduction of inter-country inequalities (i.e. inequality between countries). However, at the same time, many countries experienced stagnant or declining levels of economic growth.[3]

Also, critics maintain that structural dynamics of global trade may prevent countries that are specialising in low-value goods and services to reach a substantially higher level of welfare.[2] In addition, ownership and power distribution in global supply chains can undermine the ability of small-scale producers to capture a significant portion of the total economic value generated.[3] Critics of free trade have also pointed to the risk of a global race to the bottom, with global companies moving from country to country, in the quest of ever cheaper workforce or inputs of production.[4] In addition, increasing concentration of power within GVCs may represent the creation of 'a new form of global rentier capitalism to the detriment of balanced and inclusive growth for the many', where 'the winner takes most'. [5]

Finally, economic path dependency-effects from colonial rule and other major power relationships can still determine countries' position in global trade today, as can be observed for some commodity dependent developing countries.[6]

# THE EVOLUTION OF POVERTY AND INEQUALITY

**CHART 5: SHARE OF TOTAL INCOME GOING TO THE TOP 1% SINCE 1900**

The evolution of inequality in English speaking countries followed a U-shape



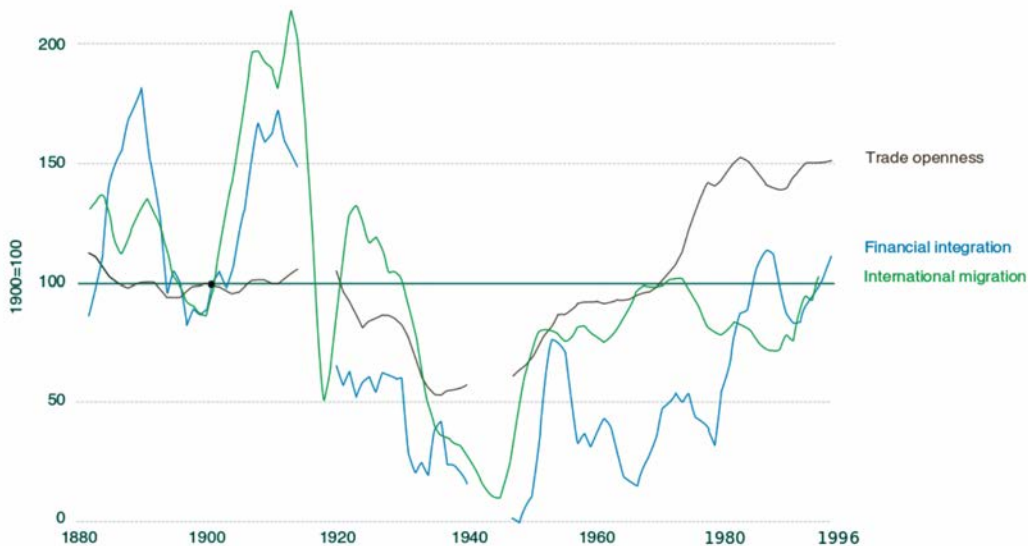
The evolution of inequality in continental Europe and Japan followed an L-shape



Data source: World Wealth and Income Database (2018). This is income before taxes and transfers. This data visualisation is available at OurWorldInData.org. There you find the raw data and more visualisations on inequality and how the world is changing. Licensed under CC-BY-SA by the author Max Roser.

**CHART 6: MIGRATION, FINANCIAL INTEGRATION AND TRADE OPENNESS, WORLD 1880–1996**

Evolution of three indicators measuring integration in commodity, labour and capital markets over the long run. All indicators are indexed such that 1900=100.



Note: Commodity market integration is measured by computing the ratio of goods exports to GDP. Labor market integration is measured by dividing the migratory turnover by population. Financial integration is measured using Feldstein-Horioka estimators of current account disconnectedness. Source: Broadberry and O'Rourke (2010), The Cambridge Economic History of Modern Europe: Volume 2, 1870 to the Present. Cambridge University Press. This is a visualization from OurWorldInData.org, where you find data and research on how the world is changing. Licensed under CC-BY-SA by the authors Esteban Ortiz-Ospina and Diana Beltekian

**DATASOURCE:**

Ortiz-Ospina, E. (2018). Is trade a major driver of income inequality? OurWorldInData.org. Retrieved from:

<https://ourworldindata.org/trade-and-income-inequality>. Data source: The World Bank.

Ortiz-Ospina, E. & Beltekian, D. (2018). Trade and Globalization. OurWorldInData.org; Retrieved from

[www.ourworldindata.org/trade-and-globalization](https://ourworldindata.org/trade-and-globalization). Data source: The World Bank Development indicators; Retrieved from <https://ourworldindata.org/trade-and-globalization>.

# INEQUALITY WITHIN COUNTRIES

**Several studies have reviewed the impact of globalization on wages, jobs and welfare [4]:**

**Porto (2006)** looks at the distributional effects of the MERCOSUR Agreement on Argentine families, and finds that this regional trade agreement led to benefits across the entire income distribution. He finds the effect was progressive: poor households gained more than middle-income households, because prior to the reform, trade protection benefitted the rich disproportionately.

**Topalova (2010)** studies the effects of trade liberalisation in the 1990s across India, and finds that liberalisation had a stronger negative impact among the least geographically mobile at the bottom of the income distribution, and in places where labor laws deterred workers from reallocating across sectors.

**Trefler (2004)** studies the Canada-US Free Trade Agreement and finds there was a group who bore "adjustment costs" (displaced workers and struggling plants) and a group who enjoyed "long-run gains" (consumers and efficient plants).

## REFERENCES

- [1] Pavcnik, N. (2017). The impact of trade on inequality in developing countries (No. w23878). National Bureau of Economic Research. Retrieved from [here](#)
- [2] Helpman, Elhanan. (2017). Globalization and Wage Inequality. *Journal of the British Academy* 5: 125-162. Retrieved from [here](#)
- [3] Ortiz-Ospina, E., (2018). Is trade a major driver of income inequality? OurWorldInData.org. Retrieved from: <https://ourworldindata.org/trade-wages-cost-living>
- [4] Case studies copied in full or in parts from: Ortiz-Ospina, E., (2018). Is trade a major driver of income inequality? OurWorldInData.org. Retrieved from: <https://ourworldindata.org/trade-and-income-inequality>

## TRADE AND INEQUALITY WITHIN COUNTRIES

Especially industrialised and post-industrial economies experienced a backlash against trade, linked to the offshoring of production and associated loss of employment. Nevertheless, the relationship between trade and inequality is more complicated than this may lead to suggest.

Studies have shown that trade liberalisation often has a negative impact on wages and employment for specific groups of people, which can be true for developed and developing economies.[1] Overall, empirical literature indicates that trade liberalisation has affected wage inequality, but also that its cumulative effect has been modest. The overall impact of trade on welfare and inequality depends on many factors, including the domestic policy framework.[2]

Nevertheless, there remain serious distributional concerns associated with economic adjustment effects of trade. Therefore, public policies, such as unemployment benefits and other safety-net programs, can and should help redistribute the gains from trade. Furthermore, government measures such as re-training and re-skilling are vital to help workers adapt to structural economic change.

## FROM INCOME TO WELFARE EFFECTS

As Ortiz-Ospina (2018) highlights: "*The fact that trade negatively affects labor market opportunities for specific groups of people does not necessarily imply that trade has a negative aggregate effect on household welfare. This is because, while trade affects wages and employment, it also affects the prices of consumption goods. So households are affected both as consumers and as wage earners*". [3]

## TRADE AND HUMAN RIGHTS

The promotion of economic growth in itself may not lead to inclusive, sustainable and equitable development outcomes. For this reason, the idea that trade agreements should be subject to a human rights impact assessment has been gathering momentum in recent years, along with proposed further mechanisms, to ensure that Human Rights are not undermined as a consequence of economic integration. [1],[2]

Several instruments have clarified the relationship between trade and human rights:

- The *General Assembly resolution 67/171* affirms human rights as a guiding consideration for multilateral trade negotiations. The resolution calls for the mainstreaming of the Right to Development, and to strengthen The Global partnership for Development within international trade institutions.
- The *UN Guiding Principles on Business and Human Rights (UNGPs)* specify that governments and market actors have duties and responsibilities to safeguard human rights in the context of all business activity, including investment.[1]

## CORPORATE ACCOUNTABILITY AND THE CHALLENGE OF EXTRATERRITORIALITY

While economic integration has advanced rapidly, global governance still remains strongly rooted in the concept of State sovereignty, and international cooperation has been largely insufficient in filling this "regulatory void". It thus often remains unclear whether international companies are accountable for human rights abuses that occur within their supply chains, and if so, under which jurisdiction. [4]

However, as Berkes and Antal (2018) note: "State practice reveals progressive evolution (...) towards the duty of home States to protect from the harmful conduct of their corporate nationals acting abroad." [5] Particularly noteworthy in this regard is a Resolution by the UN Human Rights Council towards the elaboration of an internationally legally binding instrument on transnational corporations and other business enterprises with respect to human rights, adopted in 2014. [6]

# TRADE & HUMAN RIGHTS

*"Let me begin by observing that it is true that human rights are predicated on the equality of all human beings, while the imperative of comparative advantage in trade inevitably creates winners and losers. And it is also true that human rights priorities lie in the protection and empowerment of the vulnerable and the marginalized, while success in trade rewards those who possess a competitive edge in navigating the global markets. Further, human rights law insists on State obligations, while the liberalization of trade may make the role of States progressively shrink. (...) When it comes to essential elements of welfare and human rights, such as food, health care, and education, the international community and States cannot and should not leave the concerns of human welfare solely to market forces."*

**Source:** UNITAR High Level Panel on Human Rights and Trade, Statement by Ms. Navanethem Pillay, United Nations High Commissioner for Human Rights, Geneva, 27 September 2010, online [here](#).

### REFERENCES

- [1] UN Human Rights Office of the High Commissioner (2021). Human Rights, Trade and Investment. Retrieved from <https://www.ohchr.org/EN/Issues/Globalization/Pages/GlobalizationIndex.aspx>
- [2] Zerk, J. (2019). Human Rights Impact Assessment of Trade Agreements. International Law Programme, Feb 2019. Retrieved from <https://www.chathamhouse.org/sites/default/files/2019-02-18HumanRightsTradeAgreements.pdf>
- [3] Smith, A., Lepeuple, A., Binning. (2018). Commentary: Holding companies criminally liable for human rights abuses committed overseas, Business and Human Rights Resource Centre. Retrieved from [here](#)
- [4] Calatayud, M. J. T., Candelas, J. C., & Fernández, P. P. (2008). The accountability of multinational corporations for Human Rights' violations. Cuadernos Constitucionales de la Cátedra Fadrique Furió Ceriol, (64), 171-186.
- [5] Berkes, A. (2018). Extraterritorial Responsibility of the Home States for MNCs Violations of Human Rights. Research Handbook on Human Rights and Investment, Y Radi (ed) (E Elgar), Forthcoming, Retrieved from SSRN: <https://ssrn.com/abstract=3120800>
- [6] UN General Assembly. (2014). Promotion and protection of all human rights, civil, political, economic, social and cultural rights, including the right to development. Human Rights Council. 14 July 2014 A/HRC/RES/26/9.

# 3. TRADE, ECONOMIC GROWTH & NATURE

75% of the Earth's ice-free land surface has been significantly altered, most of the oceans are polluted, and more than 85% of wetlands globally have been lost. [3]

By 2010, 34% of global biodiversity had been lost with a projected increase to 38-46% by 2050. [4]

Global emissions of CO2 have increased by almost 50% since 1990. [4]

According to the WEF's Global Risk Report, all of the five top perceived global risks over the next years relate to the environment. [5]

The WWF (2020) Living Planet Report estimates that by 2050, "Business as Usual" will come at a cumulative cost of \$10 trillion by 2050. A Sustainable Development pathway, however, could result in gains of US\$ 230 billion by 2050.

## REFERENCES

- [1] WWF. (2020). Living Planet Report 2020 – Bending the curve of biodiversity loss. Almond, R.E.A., Grooten M. and Petersen, T. (Eds). Gland, Switzerland: WWF. Retrieved from [here](#)
- [2] UNEP. (2019). Global Environmental Outlook 6: Healthy People, Healthy Planet. United Nations Environment Programme.
- [3] IPBES. (2018). The IPBES assessment report on land degradation and restoration. p744. Montanarella, L., Scholes, R., and Brainich, A. (eds). Bonn: Secretariat of the Intergovernmental Science–Policy Platform on Biodiversity and Ecosystem Services
- [4] IPCC.(2020). UN: Sustainable Development. Climate change. Retrieved from [here](#)
- [5] World Economic Forum. (2020). Global Risks Report. Retrieved from [here](#)
- [6] UNEP (2020). Sustainable Trade in Resources Global Material Flows, Circularity and Trade.

## CONVENTIONAL PATTERNS OF ECONOMIC GROWTH ARE DISRUPTING OUR PLANET'S NATURAL ORDER

In the past 50 years, nature has been transformed by an explosion in global trade, consumption, and human population growth, as well as rapidly accelerating urbanisation. As a result, this has added huge pressures on nature and the stability of the Earth's operating systems that sustain us.[1]

Climate change, loss of biodiversity, depletion of water reserves, ocean acidification, and reduction of soil fertility, all demonstrate that human actions are irrevocably disrupting our planet's natural order [2], resulting in acute societal and economic risks. [5]

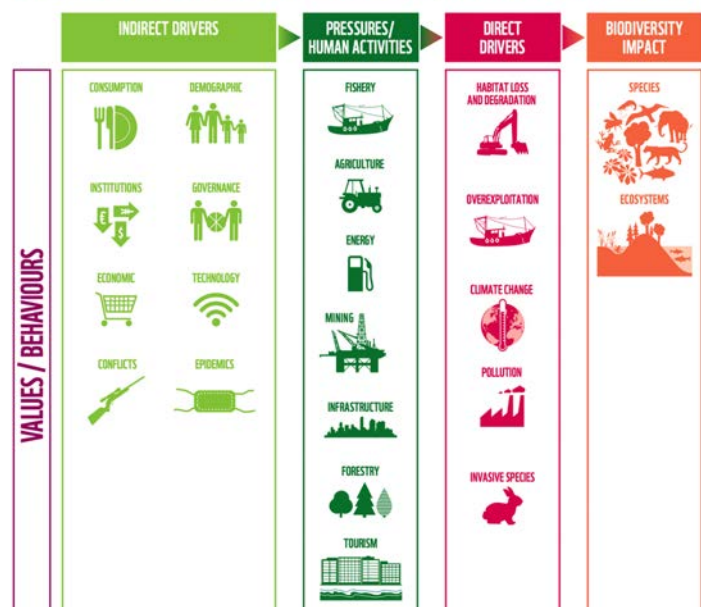
At the same time, wealthy individuals and nations consume a much higher amount of natural resources and have thus a much larger environmental footprint.

Nevertheless, environmental impacts disproportionately affect lower-income countries. One reason for this is a shift in the environmental burden of production from high to lower income countries which is made possible by international trade: a large share of raw materials is produced in lower income countries resulting in higher localised pollution, and are then exported and consumed in higher income countries (see also Chart 7 and 8). [6]

**FIGURE 3: THREATS TO NATURE, AND UNDERLYING DRIVERS AND PRESSURES**

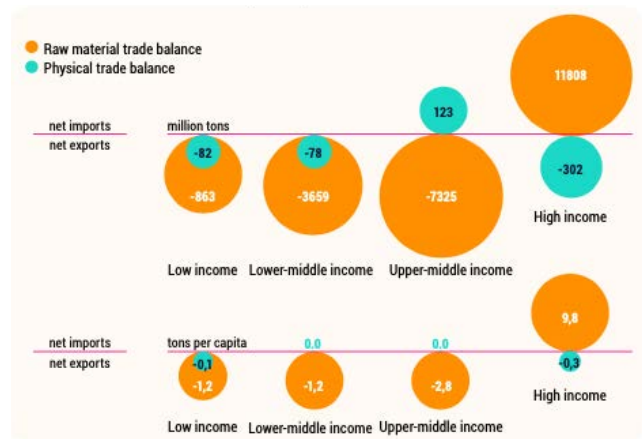
Source: WWF, 2020

For an interactive experience visit "[Why are we losing nature?](#)"



**CHART 7 AND 8:** THE RAW MATERIAL TRADE BALANCE ON A PER CAPITA BASIS AND OVERALL (FIG. 4 AND FIG. 5 RESPECTIVELY) INDICATES THAT IN 2017 EACH PERSON IN THE HIGH- INCOME GROUP WAS DEPENDENT ON THE MOBILIZATION OF AN AVERAGE OF 9.8 TONS OF MATERIAL RESOURCES ELSEWHERE IN THE WORLD. THIS RELIANCE ON EXTERNAL MATERIALS HAS BEEN RISING AT A RATE OF 1.6 PER CENT ANNUALLY SINCE 2000.

Source: UNEP, 2020

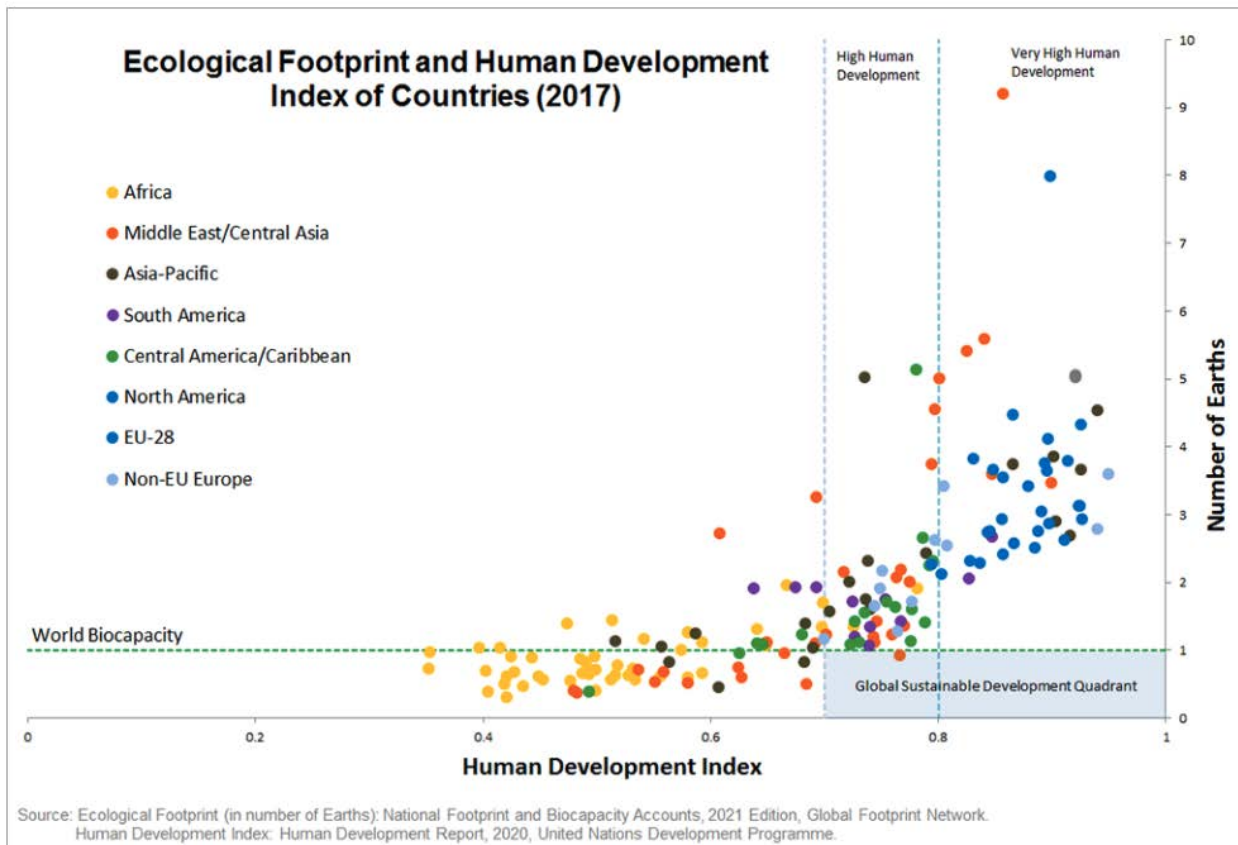


**CHART 7:** DISTRIBUTION OF PHYSICAL TRADE BALANCE AND RAW MATERIAL TRADE BALANCE, BY COUNTRY INCOME, 2017

**CHART 8:** COMPARISON OF PER CAPITA PHYSICAL TRADE BALANCE (PTB) AND RAW MATERIAL TRADE BALANCE (RTB) ACROSS INCOME BANDS, FOR 1990, 2000 AND 2017

**CHART 9: ECOLOGICAL FOOTPRINT AND HUMAN DEVELOPMENT INDEX OF COUNTRIES**

Source: Global Footprint Network, 2021



**DATASOURCE:**

UNEP. (2020). Sustainable Trade in Resources Global Material Flows, Circularity and Trade. Geneva: UNEP  
 Global Footprint Network. (2021). National Footprints and Biocapacity accounts, based on HDI, Human Development Report (2020), UNDP.  
 Retrieved from: <https://www.footprintnetwork.org/our-work/sustainable-development/>

# THE ROLE OF TRADE

Lenzen et al (2012) estimate that 30 per cent of threats to species globally are associated with international trade. [4]

Pendrill, et al (2019) find that 29–39 per cent of deforestation-related emissions are driven by international trade. This is substantially higher than the share of fossil carbon emissions embodied in trade, indicating that efforts to reduce greenhouse gas emissions from land-use change need to consider the role of international demand in driving deforestation. [5]

## REFERENCES

[1] WTO & UNEP (2018). Making Trade Work for the Environment, Prosperity, and Resilience. World Trade Organization and United Nations Environment Programme: Geneva.

[2] OECD. Trade and the environment: How are trade and environmental sustainability compatible? Retrieved from: <https://www.oecd.org/trade/topics/trade-and-the-environment/>

[3] IISD & UNEP (2014). Trade and Green Economy: A Handbook (3rd ed.) International Institute for Sustainable Development.

[4] Lenzen, M., Moran, D., Kanemoto, K., Foran, B., Lobefero, L., & Geschke, A. (2012). International trade drives biodiversity threats in developing nations. *Nature*, 486(7401), 109–112.

[5] Pendrill, F., Persson, U. M., Godar, J., Kastner, T., Moran, D., Schmidt, S., & Wood, R. (2019). Agricultural and forestry trade drives large share of tropical deforestation emissions. *Global environmental change*, 56, 1–10.

## THE IMPACT OF TRADE ON NATURE

Global trade has greatly accelerated in the past decade, promoting economic growth, and enabling today's patterns of global consumption and production. Similar to other human activities, including urbanisation, consumption and production, trade exerts pressures on the environment, and has acted as an indirect driver of environmental degradation.

On the other hand, as a driving force of innovation, trade can also act as an important tool to support the development, diffusion and promotion of environmental solutions. However, as suggested by WTO and UNEP (2018), trade can only exert its positive impacts in the presence of functioning markets, effective institutions, and sound social and environmental policies, all areas that show deficits today.[1]

## TRADE: GOOD OR BAD FOR THE ENVIRONMENT?

The impact of trade on the environment hinges ultimately on the 'structure' of economic growth (the composition of inputs used—including environmental resources—and outputs—including pollution and waste), as well as a country's regulatory environment, such as institutions and policies related to the environment.[1]

Rather than asking whether trade affects the environment, a better question may be whether economic integration and trade liberalization policies are a good or a bad thing for the environment. Consequently, one may ask, how trade policies (and wider policy-making) can help alleviate negative trade-induced environmental impacts and induce positive environmental change.[2]

In this regard, it may be suggested that, going forward, trade's overall effect on the environment will depend on countries' ability to effectively align trade with the concept of sustainable development, and mainstream environmental sustainability across trade institutions and policies. [3]

## FURTHER ONLINE RESOURCES

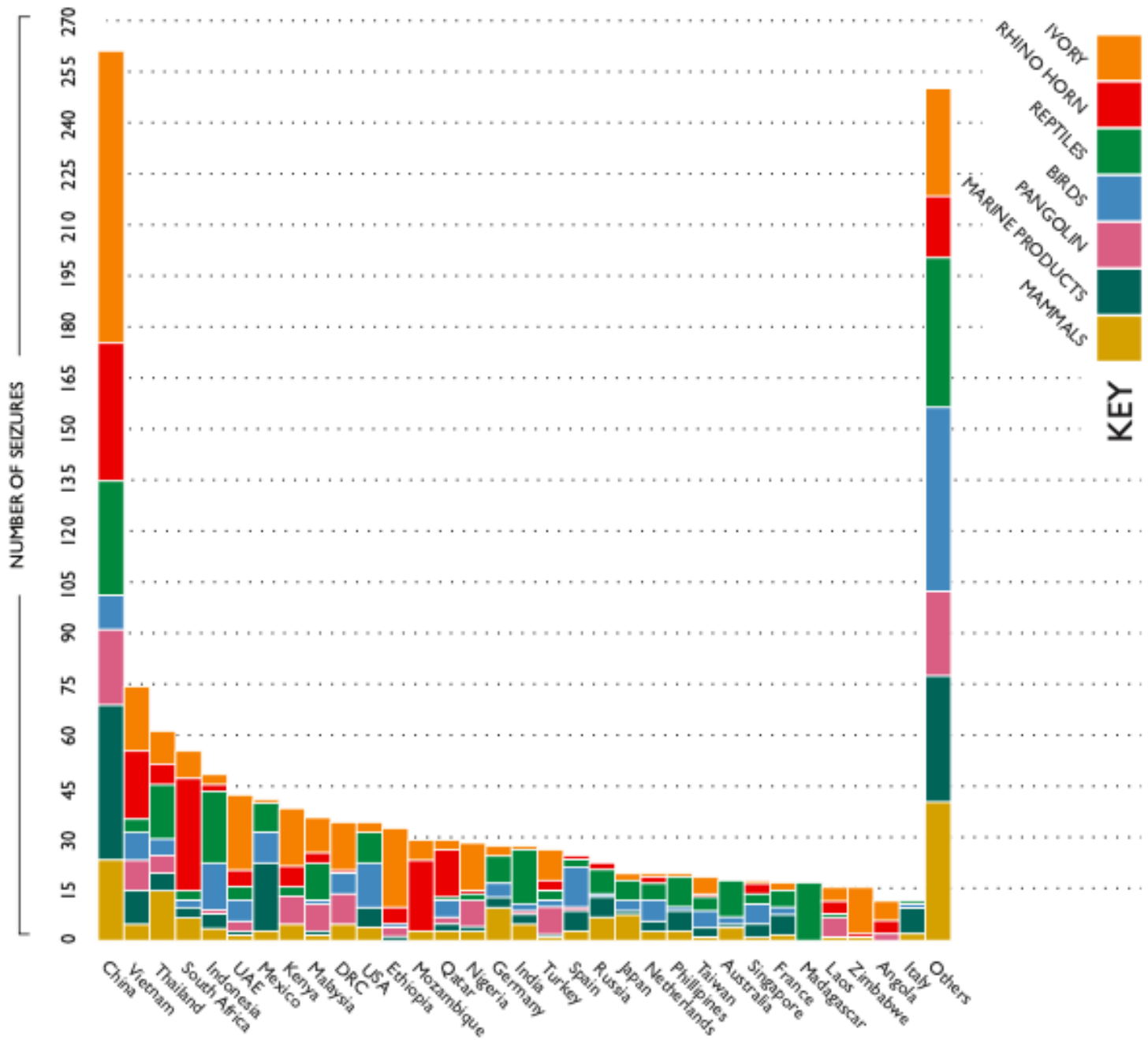
UNCTAD: Globalization in the Era of Environmental Crisis by Prof. Sachs - 1/2 Online [here](#).

For current discussions, see also: Mission of Barbados to the UN & other International Organisations & WTO Secretariat: Sustainable trade after Covid-19: Can we do better? Published on youtube [here](#).



**CHART 10: NUMBER OF ILLEGAL WILDLIFE PRODUCT SEIZURES IN THE TOP 18 COUNTRIES (2016–2018)**

Source: ROUTES, 2019. Figure 7 shows illegal wildlife trade by air to be widespread throughout the world's regions, with at least one country from every region other than the Middle East appearing as one of the top 18 countries by seizure count. Each country also made a wide array of wildlife seizures, although some countries did seem to prefer certain types of wildlife (e.g. ivory in China, marine species in Mexico, rhino horn in South Africa and Mozambique, and reptiles in India).



**DATASOURCE:**

ROUTES (2020). Runway to extinction. Wildlife trafficking in the air transport sector. Retrieved online, at <https://www.traffic.org/publications/reports/runway-to-extinction/#:~:text=The%20report%2C%20Runway%20to%20Extinction,world%20rely%20on%20similar%20trafficking>

# TRADE AS A TOOL TO PROTECT THE ENVIRONMENT

In its opening text, the Marrakesh Agreement recognises that trade relations should be conducted in such a way as to be "allowing for the optimal use of the world's resources in accordance with the objective of sustainable development, seeking both to protect and preserve the environment and to enhance the means for doing so in a manner consistent with their respective needs and concerns at different levels of economic development."<sup>[1]</sup>

## REFERENCES

- [1] Liang, G., Qu, Z. and Antoni, E. (2019). "International Dimensions of Green Economy" in Eaton, D. and Sheng, F. (eds.) *Inclusive Green Economy: Policies and Practice*. Zayed International Foundation for the Environment and Tongji University, pp. 2.1-2.28.
- [2] WTO Agreement: Marrakesh Agreement Establishing the World Trade Organization, Apr. 15, 1994, 1867 U.N.T.S. 154, 33 I.L.M. 1144 (1994) [hereinafter Marrakesh Agreement or WTO Agreement]. Retrieved from [https://www.wto.org/english/docs\\_e/legal\\_e/04-wto\\_e.htm](https://www.wto.org/english/docs_e/legal_e/04-wto_e.htm)
- [3] UN General Assembly, (2015). *Transforming our world: the 2030 Agenda for Sustainable Development*, 21 October 2015, A/RES/70/1, retrieved from: <https://www.refworld.org/docid/57b6e3e44.html>
- [4] WTO & UNEP. (2018). *Making Trade Work for the Environment, Prosperity and Resilience*. Geneva: World Trade Organization and United Nations Environment Programme.

## THE ROLE OF TRADE AS A TOOL & MEANS OF IMPLEMENTATION

The rise of sustainable development as a guiding principle of international law and governance has also transformed the role of trade and trade policy: Trade is no longer solely viewed as a key driver of economic growth, but also, more broadly, as a means to advance sustainable development in its three, indivisible dimensions: environmental, social and economic sustainability.<sup>[1]</sup>

This is also reflected in the Marrakesh Agreement of 1994, the founding Agreement of the World Trade Organisation, which establishes sustainable development as the overarching objective of the organisation.<sup>[2]</sup>

Furthermore, the United Nations 2030 Agenda for Sustainable Development, signed by the heads of State of all UN-member countries in 2015, defines trade as an important tool for realising the 17 Sustainable Development Goals (UN SDGs).<sup>[3]</sup>

## THE ROLE OF TRADE POLICY AND TRADE INSTITUTIONS

In their joint report, UNEP and WTO (2018) observe that proactive and forward-looking trade approaches can be part of a coordinated and effective solution to tackle mounting environmental challenges, while fostering economic and social prosperity. The two organisations further propose that if properly harnessed, trade policy can help make the world economy more sustainable and resilient to environmental risks, while having positive effects on prosperity, jobs and equality—thus progressing towards the SDGs contained in the 2030 Agenda.<sup>[4]</sup>

This assigns an important role to trade institutions in mainstreaming sustainable development and promoting coherence between trade policy and the environmental, social and economic dimensions of sustainable development.

## MECHANISMS VIA WHICH TRADE LIBERALISATION AFFECTS THE ENVIRONMENT & NATURE (NEGATIVELY AND POSITIVELY)

As we have seen, trade can have negative impacts on the environment, but may also be a tool to support environmental protection, depending on the structure of economic growth and the wider enabling environment.

## TRADE LAW AND POLICY: OPPORTUNITIES AND CHALLENGES

More specifically, trade law and policies can have positive and negative impacts on environmental sustainability, depending on the extent to which trade and environmental objectives can be made mutually supportive. This, in turn, relies, to an important extent, on the ability to effectively mainstream environmental sustainability across trade institutions and policy.

### Restricting countries' policy space

International trade law and policy is very far reaching in scope and possesses strong enforcement mechanisms. For this reason, trade law interacts with other areas of policy-making well beyond purely trade-related matters, which can result in effectively restricting countries' policy space, i.e. their ability to regulate on wider policy objectives. This can be a cause of concern, if this results in countries being restrained in their ability to promote environmental policy objectives or if countries hold back on policy choices out of fear of litigation—mechanisms, a threat some also refer to as the 'political chill' effect of trade.[2] However, there are several arguments for why this concern is mostly theoretical in nature: in most cases, countries apply policy measures without too much concern for potential restrictions of their policy space. Also, countries with a low economic relevance are not at great risk of litigation. A final point to mention is the current stalemate over WTO Dispute Resolution, which has resulted in parts of the WTO Dispute Settlement becoming dysfunctional at this point in time. [3]

On the flipside, the same mechanism can be an important tool to effectively commit countries to refrain from certain environmentally harmful activities, such as eliminating harmful subsidies or restricting trade in species protected by the CITES Convention.

# TRADE: OPPORTUNITIES & CHALLENGES

**Grossman and Krueger (1991)** proposed three separate mechanisms by which trade liberalisation affects environmental conditions [1]:

- Via the scale effect: the impact of trade liberalisation on economic growth, and associated environmental impacts;
- The composition effect: the change in the nature of economic activities in which a country specialises;
- The technique effect: the change in production methods due to a change in trade policy.

### REFERENCES

- [1] Grossman, G. M., & Krueger, A. B. (1991). Environmental impacts of a North American free trade agreement (No. w3914). National Bureau of economic research.
- [2] For a critical discussion on the WTO's implication on development space see for example Wade, R. H. (2003). What strategies are viable for developing countries today? The World Trade Organization and the shrinking of 'development space'. Review of international political economy, 10(4), 621-644.
- [3] WTO. "Appellate Body". (online), retrieved at: [https://www.wto.org/english/tratop\\_e/dispu\\_e/appellate\\_body\\_e.htm](https://www.wto.org/english/tratop_e/dispu_e/appellate_body_e.htm)

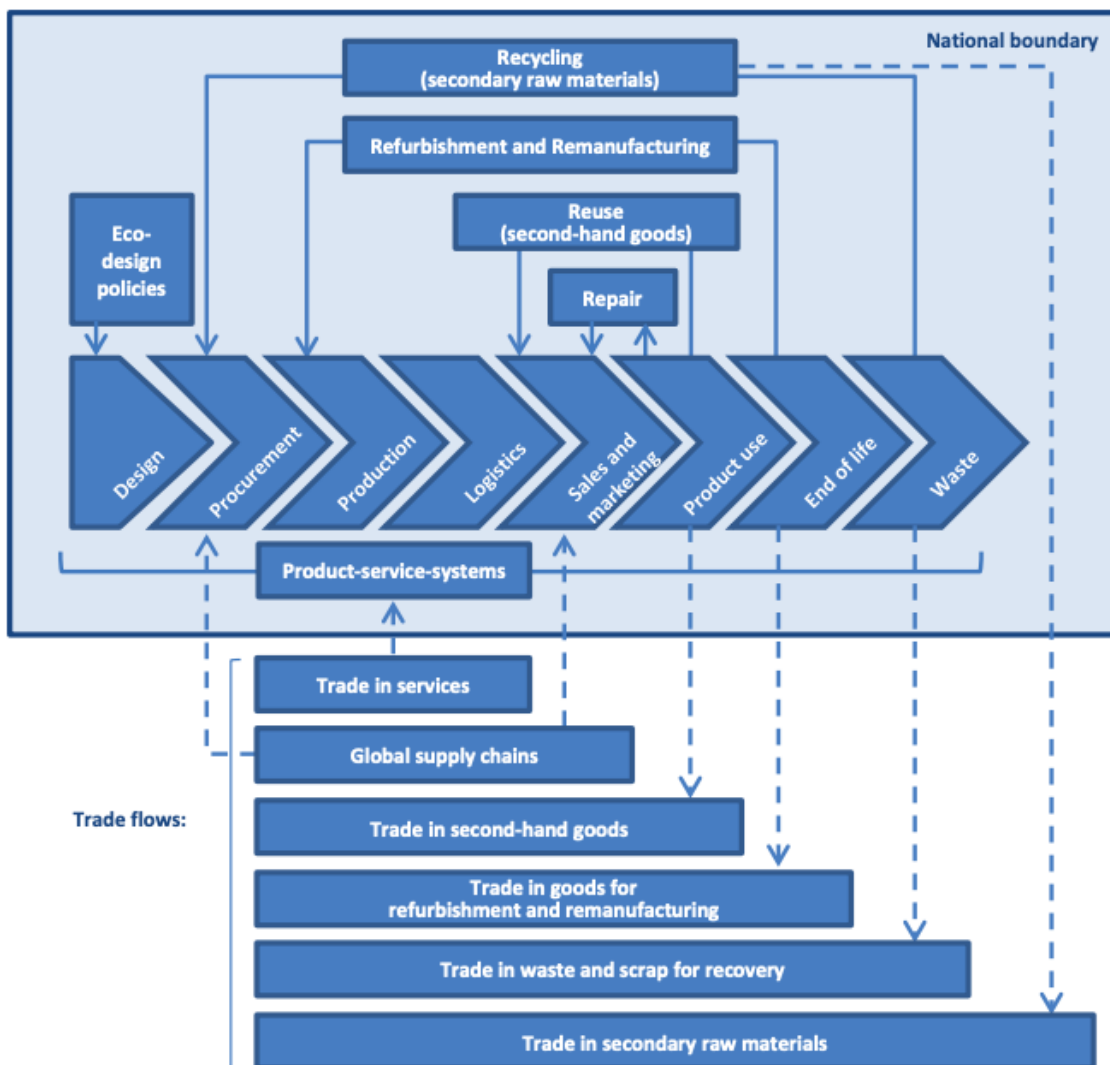
## FIGURE 4: INTERNATIONAL TRADE AND CIRCULAR ECONOMY OPPORTUNITIES

Source: OECD, 2021

At present, countries' economies continue to be mostly linear. This is inherently unsustainable, and current consumption and production patterns are contributing to an increasing environmental footprint. Of the estimated 90 billion tonnes of resources that were used in 2017, more than 50 per cent was dispersed or emitted as waste and less than 10 per cent was recycled back into the economy. As a result, many companies, countries and regions have started to adopt circular economy models. The circular economy involves using resources more efficiently across their life-cycle by closing, extending and narrowing material loops that could result in decoupling of primary raw material consumption from economic growth.

These models seek to create value by redesigning and optimizing products for multiple cycles of use. If scaled up globally, the activities underpinning circularity—eco-design, reuse and repair, refurbishment, remanufacturing and recycling—could gradually replace existing “linear” models of “take-make-dispose”. This could foster sustainable consumption and production patterns, and supporting these issues is therefore at the core of promoting a shift to a more sustainable trading system.

Ensuring environmentally sustainable supply chains through international trade is an important aspect of the transition towards a more resource-efficient and circular economy. The emergence of global value chains with cross-border trade in raw materials, intermediate goods, and final products enables associated environmental impacts to occur in places different from where final consumption takes place. Circular economy initiatives – such as recycling to close material loops, eco-design to extend material loops, higher-value loops such as repair, reuse, refurbishment, and remanufacturing, as well as product-service systems – largely take place domestically within national boundaries. However, the circular economy can have important interlinkages with international trade in several ways illustrated in Figure 4.



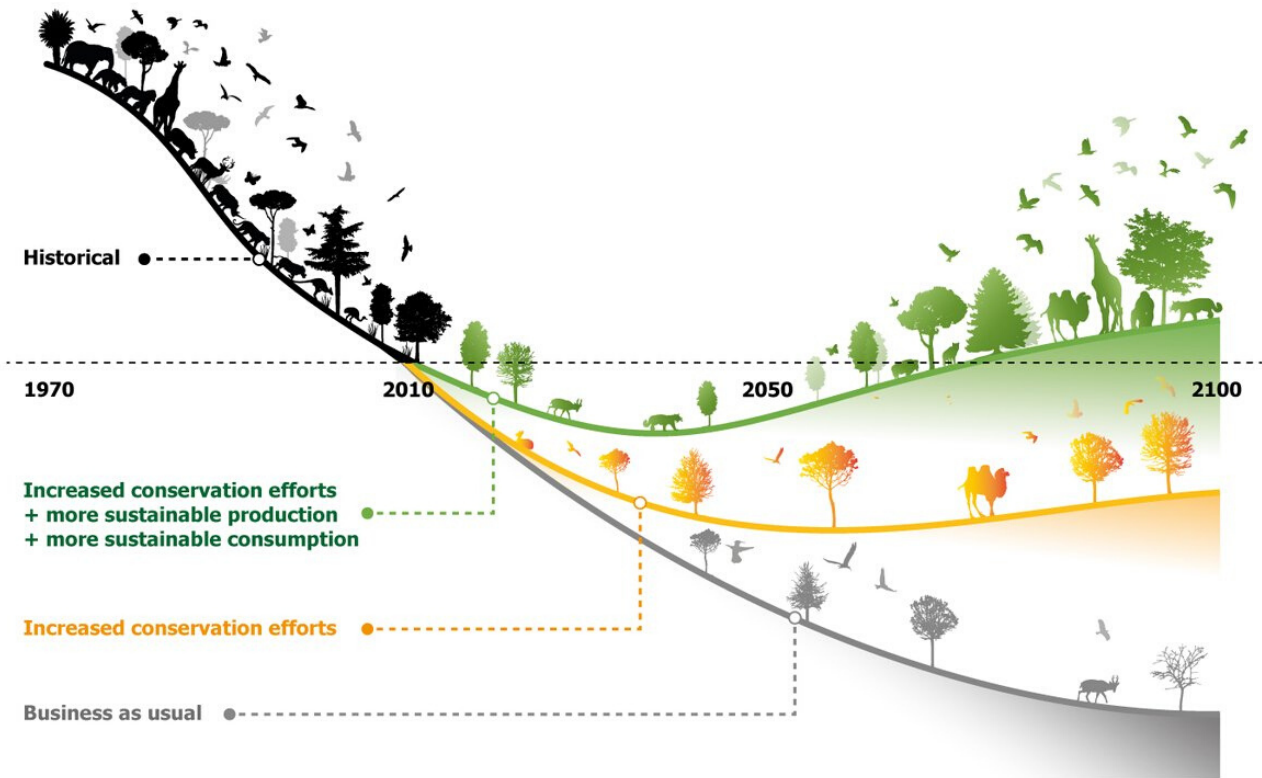
### REFERENCES

Case study copied in full or in parts from OECD. (2021). International trade and circular economy - Policy alignment. OECD Trade and Environment Working Papers 2021/02

### FIGURE 5: BENDING THE CURVE OF BIODIVERSITY LOSS

Source: Leclère et al., 2020

An international initiative modelling the impact of different scenarios on biodiversity shows that to preserve biodiversity, substantial transformation of consumption and production is required, in addition to ambitious conservation goals.

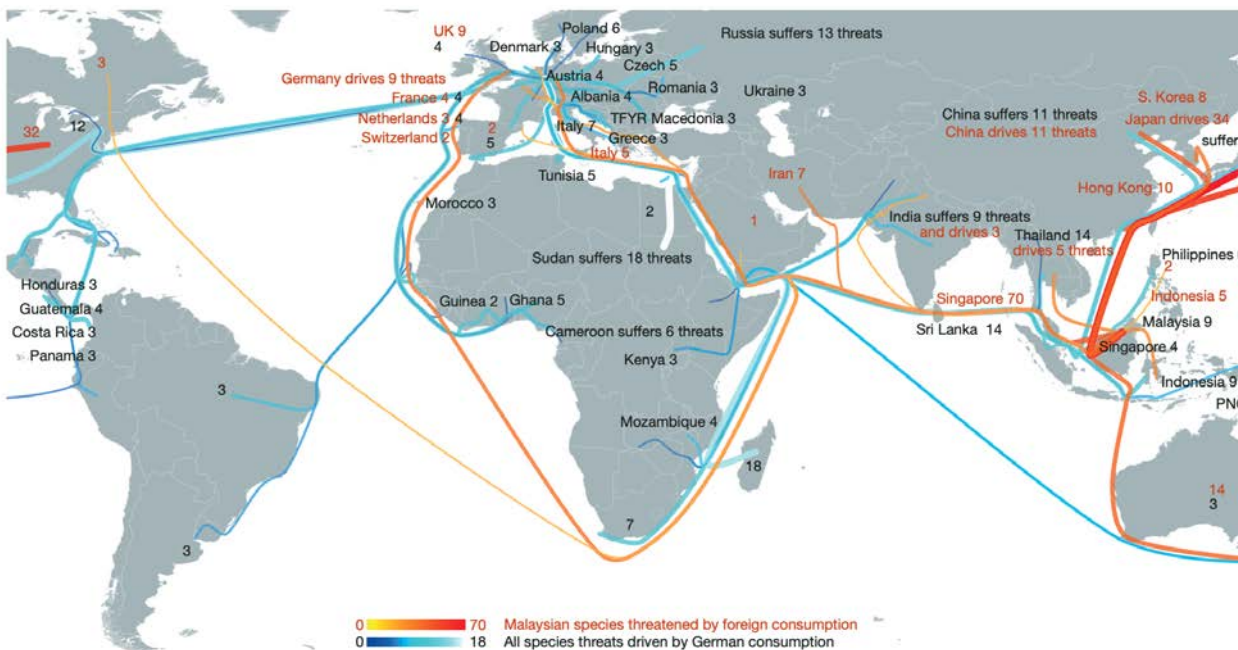


This artwork illustrates the main findings of the article, but does not intend to accurately represent its results (<https://doi.org/10.1038/s41586-020-2705-y>)

### FIGURE 6: FLOW MAP OF THREATS TO SPECIES

Source: Lenzen et al., 2012 An interactive version is available at [www.worldmnio.com/biodivmap/](http://www.worldmnio.com/biodivmap/).

Flow map of threats of species caused by exports from Malaysia (red) and imports into Germany (blue). Note that the lines directly link the producing countries, where threats are recorded, and final consumer countries. Supply-chain links in intermediary countries are accounted for but not explicitly visualized.



### DATASOURCE

Leclère, D., Obersteiner, M., Barrett, M. et al. (2020). Bending the curve of terrestrial biodiversity needs an integrated strategy. *Nature* 585, 551–556 <https://doi.org/10.1038/s41586-020-2705-y>

Lenzen, M., Moran, D., Kanemoto, K., Foran, B., Lobefero, L., & Geschke, A. (2012). International trade drives biodiversity threats in developing nations. *Nature*, 486(7401), 109–112.

# TRADE AS A TOOL: OPPORTUNITIES

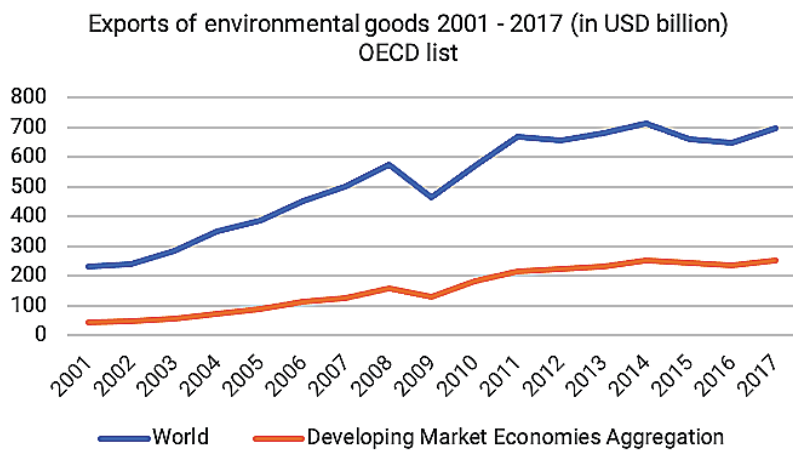
## TRADE AS A TOOL: MECHANISMS

### Trade can help make available, and generate the necessary resources for environmental protection

- Trade-induced economic growth can promote development and social welfare that can, in turn, increase countries' capacity to manage environmental problems.

### Trade can promote economic efficiency and innovation in support of environmental outcomes

- In addition, facilitated access to new technologies can help make local production processes more efficient by diminishing the use of inputs such as energy, water, etc.
- Also, by opening new markets, trade promotes 'economies of scale' effects and competition, again promoting innovation, that can accelerate the development of effective, low-cost Environmental Goods and Services (such as pollution-control equipments, energy efficiency appliance, renewable energy equipment etc.).



**CHART 11: EXPORT OF ENVIRONMENTAL GOODS 2001–2017 (IN USD), OECD LIST**

Exports of environmental goods have more than tripled over the last 15 years. Using the OECD classification of environmental goods, global exports amounted to nearly USD 700 billion in 2017.

## REFERENCES

[1] WTO & UNEP. (2018). Making Trade Work for the Environment, Prosperity and Resilience. Geneva: World Trade Organization and United Nations Environment Programme

[2] OECD. (n.d.). Trade and Environment, Paris: OECD. Retrieved from: <https://www.oecd.org/trade/topics/trade-and-the-environment/>

### Trade can provide access to new markets for Environmental Goods and Services

- Trade can enable access to Environmental Goods and Services also to those countries that do not produce or service these themselves – such as access to sanitation, pollution abatement equipment, renewable energy, etc.
- By enabling producers to access new markets, trade can facilitate the uptake of more sustainable products. [1], [2]

# TRADE POLICY AS A TOOL: MECHANISMS

## Addressing market failures

By addressing market failures, and levelling the playing field, trade policy can contribute to functioning markets that internalise environmental and social costs, address overexploitation of common resources, and preserve public goods.

Examples:

- Elimination of harmful environmental subsidies (fossil fuel subsidies, harmful fisheries subsidies);
- Help establish transparency on environmental impacts of production and consumption across the supply chain;
- Encourage alignment with international environmental and sustainability standards or mutual recognition of different standards;
- Carbon Border Tax adjustments can help level the playing field for environmentally sustainable products.

## Providing economic incentives and credible enforcement mechanisms

By conditioning market access to environmental outcomes, trade policy can provide additional incentives for States to comply with environmental laws or implement existing environmental laws and policies.

- For example: conditioning the ratification of a trade agreement on effective implementation of a Multilateral Environmental Agreement (such as the Paris Agreement), or compliance with a non-deforestation policy.

International trade law and policy has much more "teeth"—which means that it has stronger and more effective legal enforcement mechanisms available—than does international environmental law. This increases the likelihood of countries to comply with rules set out under international trade law.

- For example, Multilateral Trade Agreements include a Dispute Settlement Procedure, which forms part of the World Trade Organisation. Also, Regional Trade Agreements (RTAs) generally include a Dispute Settlement Procedure to address conflicts arising under the respective agreement in question. [1],[2]

## Why is the EU Carbon Border Tax Adjustment Proposal controversial?

As part of the European Union's 'Green Deal' project, the European Commission has announced its plans of putting in place a Carbon Border Tax adjustment, a tax applying to all those products imported to the EU that do not comply with the same high environmental standards, as those produced within the EU.

While this policy can be considered very important from an environmental perspective, it raises concerns in particular for lower-income countries that fear they may not be competitive enough to export to the EU, given the lower environmental standards and capacity in their countries. [3],[4]

## REFERENCES

[1] WTO & UNEP (2018). Making Trade Work for the Environment, Prosperity and Resilience. World Trade Organization and United Nations Environment Programme: Geneva

[2] OECD, Trade and Environment, Retrieved from: <https://www.oecd.org/trade/topics/trade-and-the-environment/>

[3] Falcão, Tatiana "The EU's Carbon Border Adjustment Mechanism: An Opportunity for the EU to Assume Leadership over Environmental Protection Standards" 24 August, 2020. Kluwer International Tax Blog (online), retrieved at <http://kluwertaxblog.com/2020/08/24/the-eus-carbon-border-adjustment-mechanism-an-opportunity-for-the-eu-to-assume-leadership-over-environmental-protection-standards/>

[4] Appunn Kersine. "Emission reduction panacea or recipe for trade war? The EU's carbon border tax debate", 30 Nov 2020, Clean Energy Wire (online), retrieved at <https://www.cleanenergywire.org/factsheets/emission-reduction-panacea-or-recipe-trade-war-eus-carbon-border-tax-debate>

# TRADE AS A PRESSURE: CHALLENGES

**Lenzen et al (2012):** "30% of global species threats are due to international trade. In many developed countries, the consumption of imported coffee, tea, sugar, textiles, fish and other manufactured items causes a biodiversity footprint that is larger abroad than at home. Our results emphasize the importance of examining biodiversity loss as a global systemic phenomenon, instead of looking at the degrading or polluting producers in isolation." [4]

## REFERENCES

- [1] Cecilia Bellora, Jean-Christophe Bureau, Basak Bayramoglu, Estelle Gozlan, Sébastien Jean. Trade and Biodiversity. [Contract] PE 603.494, European Parliament, Policy Department for External Relations, Directorate General for External Policies of the Union; European Parliament's Committee on International Trade (INTA). 2020, 44 p. fpha-02887592f
- [2] UNEP. (2020). Sustainable Trade in Resources Global Material Flows, Circularity and Trade. Geneva: UNEP.
- [3] Gao, Jixi & Tian, Meirong. (2015). Analysis of over-consumption of natural resources and the ecological trade deficit in China based on ecological footprints. *Ecological Indicators*. 61. 10.1016/j.ecolind.2015.10.044.
- [4] Lenzen, M., Moran, D., Kanemoto, K., Foran, B., Lobefaro, L., & Geschke, A. (2012). International trade drives biodiversity threats in developing nations. *Nature*, 486(7401), 109-112.

## MECHANISMS VIA WHICH TRADE MAY INCREASE ENVIRONMENTAL PRESSURES

### Trade can greatly accelerate and augment development-related pressures

- While, previously, many changes in ecosystems were strongly linked to changes in local or national consumption patterns, the separation between place of production and consumption can significantly augment these pressures by linking changing global patterns of consumption to local impacts.
- This can accelerate unsustainable use and overexploitation of natural areas far from places of consumption (so called 'carbon leakage' effect, which is also relevant to biodiversity, in particular as relating to agricultural trade). [1]

### Trade induced competition effects

- While trade-induced competition can enhance innovation and also induce an upward trend in environmental regulation (the so-called California effect), economic pressures may also lead businesses to reduce environmental standards, or may reduce the regulatory and enforcement capacity of countries, as a consequence of larger-scale liberalization measures.

### Trade as a motor of economic growth & overconsumption

- By displacing production to countries with lower-wages, trade contributed to a fall in prices for consumer goods.
- While this contributed to higher GDP, it also promoted overconsumption particularly in Western countries, with detrimental environmental impacts, particularly in countries of production. [2],[3]

*"Academic literature shows that, under efficient collective resource management policies... or property rights... the price driver generated by trade agreements in the exporting country can lead to further investment and exports without leading to overexploitation. On the opposite, insertion in international trade will lead to amplify the poor management of the commons." (Bellora et al (2020), p.10) [1]*



## Trade promotes specialisation and may contribute to the uniformisation of cultivated species [1] [2]

- Trade liberalisation may lead to specialisation in pollution-intensive activities in some countries if environmental policy stringency differs across countries—the so-called pollution haven hypothesis.
- More generally, a main benefit associated with free trade—specialisation—may be problematic from a biodiversity perspective, which lives of, as the name suggests, diversity. Trade plays a role in the 'uniformisation of cultivated species by promoting concentration on few high yield species and the uniformisation of agricultural landscapes'.
- Specialised ecosystems are, by nature less diverse, and therefore, less functional; they are at higher risk to perturbations and less resilient.
- Trade-related economic efficiency gains may therefore clash with environmental efficiency, which relies on diversity to remain resilient and provide wider socio-economic benefits.

## Extensive global trade networks have greatly increased the complexity of supply chains

- International supply chains are highly intransparent, making it in many cases impossible for consumers or regulators to understand the origin of certain goods, and thus, their environmental impacts.

## Transport-related environmental impacts [3]

- The expansion of global trade has also led to an increase in global transportation, increasing pressures on ecosystems and the climate.
- Freight transportation constitutes 8 percent of global CO<sub>2</sub> emissions today, which is expected to increase by 157 per cent on the road and 77 per cent over the water by 2050. Experts predict that the movement of goods may triple or quadruple in the next few decades.

Bellora et al (2020): In addition to the decline of wild and natural biodiversity, biodiversity of cultivated crops and farmed animals has also been decreasing. For example, most of the bananas produced on earth are from the same variety, and a small number of apple varieties constitute a disproportionate share in production.

The effects of the North American Free Trade Agreement (NAFTA) on Maize is another example: According to local indigenous associations in several Mexican states Maize and the use of standardized seeds not only endangered the cultivation of many local varieties but more generally the entire landscape and overall ecosystems (Antal et al, 2006 as cited in [1]).

## FURTHER READING

- IEEP (2019). Tackling over-consumption: A key challenge for the European Green Deal. (28 Nov 2019). Retrieved [online here](#).
- D'Odorico. (2019). Unsustainable virtual water trade and the loss of environmental flows (Dec 3, 2019), Retrieved [online here](#).
- Ritchie, R (2018). Global inequalities in Co2 emissions based on consumption. (Dec 04, 2018), Ourworldindata.org, Retrieved [online here](#)

## REFERENCES

- [1] Poelhekke, S., & Van der Ploeg, F. (2015). Green havens and pollution havens. *The World Economy*, 38(7), 1159–1178; Duan, Y., Ji, T., & Yu, T. (2021). Reassessing pollution haven effect in global value chains. *Journal of Cleaner Production*, 284, 124705.
- [2] Bellora, C. Bureau. J-C, Bayramoglu, B., Gozlan, E., Jean, S., (2020). Trade and Biodiversity. [Contract] PE 603.494, European Parliament, Policy Department for External Relations, Directorate General for External Policies of the Union; European Parliament's Committee on International Trade (INTA). 44 p. fffhal-02887592f
- [3] Climate and Clean Air Coalition (2019). Green Freight delivers the Goods. Retrieved from: <https://ccacoalition.org/en/news/green-freight-delivers-goods>

## **ON THE USE OF THIS RESOURCE**

CC Creative Commons License: This work can be used, distributed and remixed for educational purposes.

Informing the author about the use and application of the resource would be highly appreciated and useful for reporting purposes.

For comments, suggestions, observations, or information regarding use, contact [antoni@tradeimpact.org](mailto:antoni@tradeimpact.org)

**UN**   
environment  
programme

  
Environment  
and Trade Hub

