

The Environment Fund

as at 31 August 2021



Top- 15 contributions

Netherlands \$9.71M*
 Germany \$8.89M
 France \$7.55M
 USA \$6.62M
 Belgium \$6.32M*
 Sweden \$5.05M
 Denmark \$4.90M
 United Kingdom \$4.58M
 Switzerland \$4.02M*
 Norway \$3.00M
 Finland \$2.95M
 Italy \$2.77M
 Canada \$2.45M
 China \$1.35M
 Spain \$1.34M*

Contributions above "fair share" ***

Belgium*
 Denmark
 Finland
 Monaco
 Netherlands*
 Tuvalu

Multi-year pledges

Austria
 Belgium
 Brunei Darussalam
 Canada
 Denmark
 Italy
 Monaco
 Netherlands
 Tuvalu

Contributions equal to "fair share" ***

Albania*
 Bahrain
 Barbados*
 Belarus
 Brunei Darussalam*
 Cyprus
 Fiji
 France
 Georgia
 Germany
 Iceland
 Ireland*
 Jordan

Comebacks

Bahrain
 Dominican Republic
 Iran (Islamic Republic of)*

Latvia
 Mauritius
 Micronesia FSM*
 Montenegro
 Myanmar
 Norway
 Saint Lucia*
 Slovenia
 Somalia
 Sweden
 Switzerland*
 United Kingdom

Top increases**

Belarus 133%
 Australia 100%
 Micronesia FSM 73%*
 Belgium 40%*
 Tuvalu 38%
 Croatia 36%
 Malaysia 33%
 Sweden 15%
 Monaco 13%
 United Kingdom 12%
 Austria 11%
 Denmark 11%
 Canada 10%
 Finland 9%
 Ireland 9%*
 Germany 7%
 Slovakia 5%
 Thailand 5%

Other contributions

Bulgaria; Chile*; Estonia; Hungary; Indonesia; Kazakhstan; Lithuania; Luxembourg*; Morocco; Philippines; Portugal; Russian Federation; Singapore; South Africa*; Sri Lanka*; Trinidad & Tobago*; Uruguay*; Viet Nam

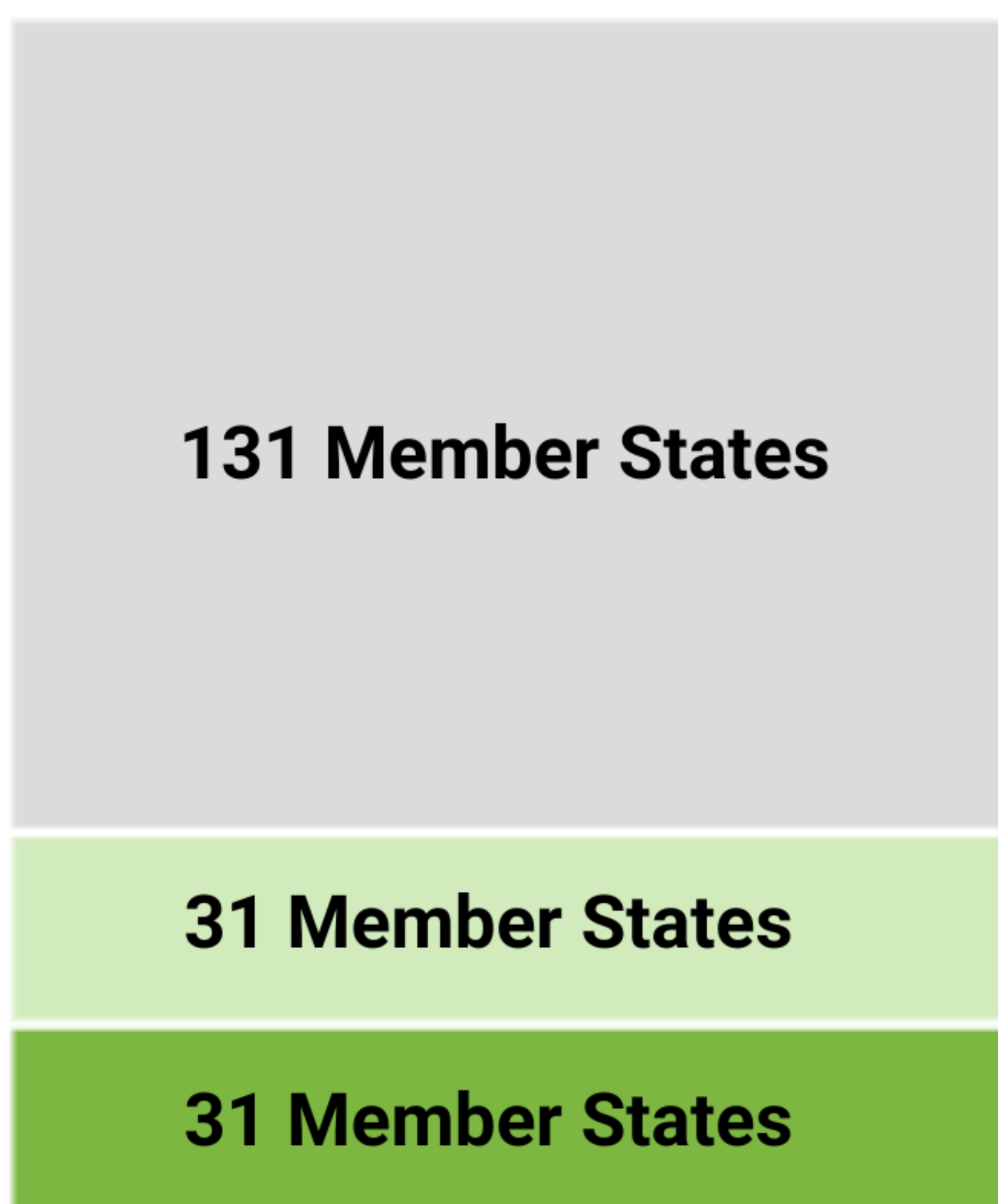
*Amounts based on pledges, to be confirmed at the time of payment including possible effect of exchange rate fluctuation
 **Based on percentage increase from previous year's contribution
 *** "fair share" - Environment Fund Voluntary Indicative Scale of Contributions (VISC)

Income vs unfunded balance of USD 100M budget



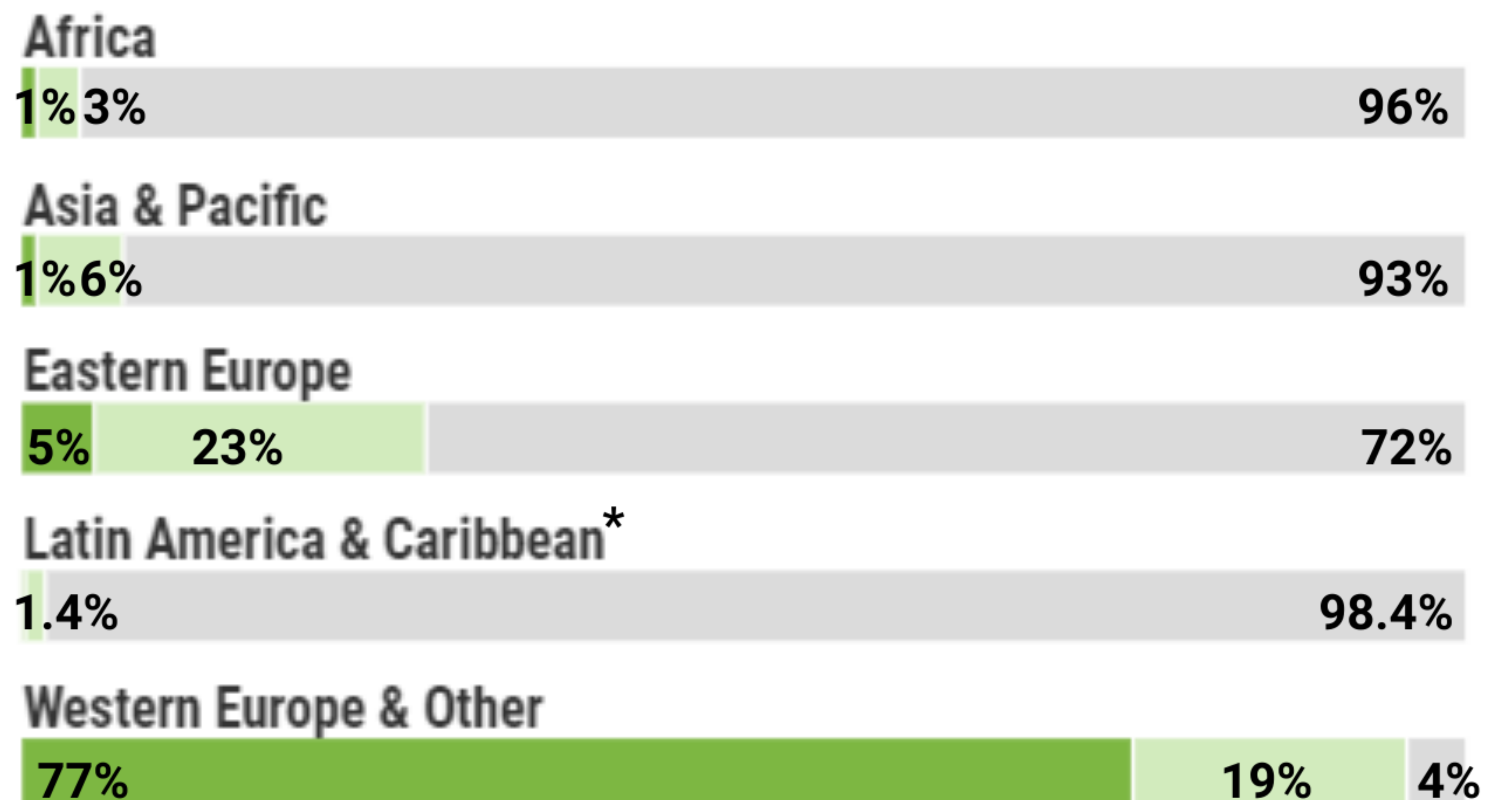
■ "fair share" contributions ■ Other contributions ■ Unfunded

Contributors out of total 193 Member States



■ "fair share" contributors ■ Other contributors ■ Non-contributors

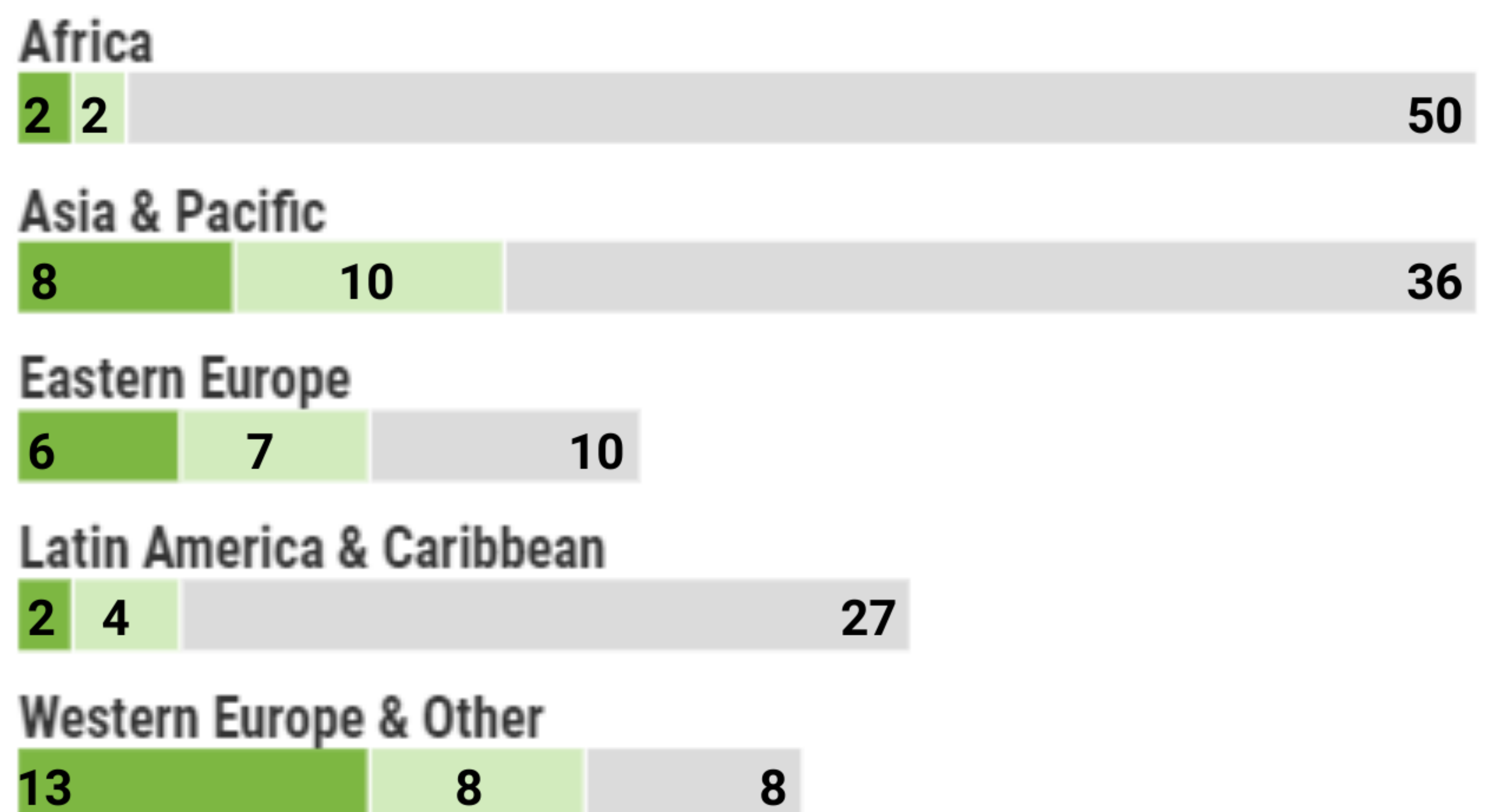
Regional statistics of contributions by category in percentage



*Latin America & Caribbean percentage of "fair share" contributions is 0.2%

■ "fair share" contributions ■ Other contributions ■ Unfunded

Number of contributors by region



■ "fair share" contributors ■ Other contributors ■ Non-contributors

USA does not participate in "fair share" (VISC) and is not a member of any regional group. However, since USA attends Western Europe & Other Group meetings as an observer, their contributions are reported as part of the WEOG summary.

unep.org/contributions

Should you have any questions, please contact the Corporate Services Division at Kati.Autere@un.org with a copy to Margarita.Meldon@un.org and Joanne.Maina@un.org.