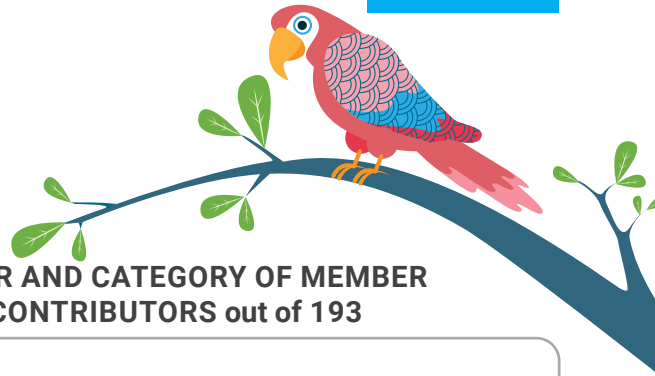


The Environment Fund is a true green investment – and benefits all nations.

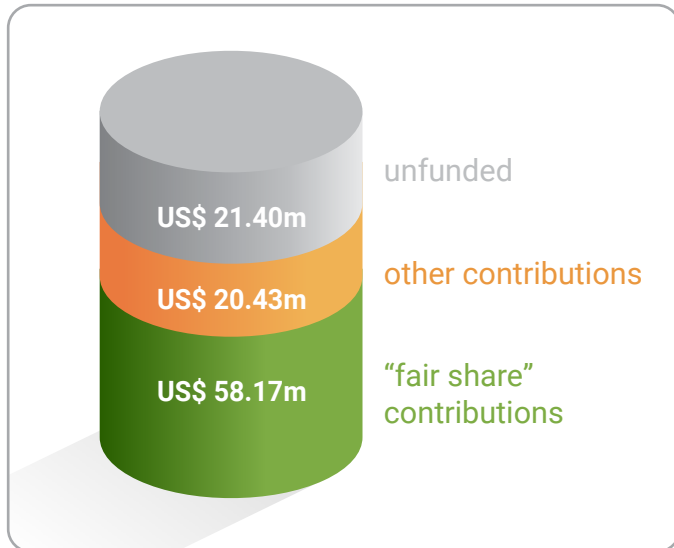


ENVIRONMENT FUND

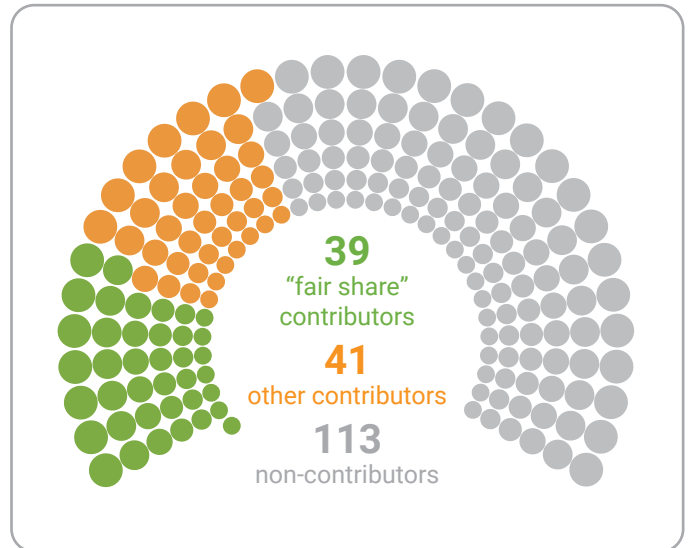
2021 CONTRIBUTIONS AS AT 31 DECEMBER 2021
INTERNAL REPORT



INCOME vs UNFUNDED BALANCE of US\$ 100m budget



NUMBER AND CATEGORY OF MEMBER STATE CONTRIBUTORS out of 193



TOP 15 CONTRIBUTIONS

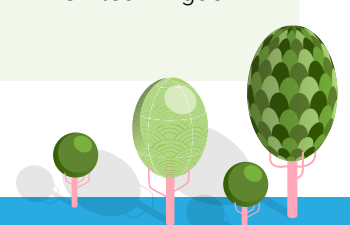
1	Netherlands	\$9.23m	6	Sweden	\$5.05m	11	Finland	\$2.95m
2	Germany	\$8.89m	7	Denmark	\$4.90m	12	Italy	\$2.77m
3	France	\$7.55m	8	United Kingdom	\$4.58m	13	Canada	\$2.45m
4	USA	\$6.62m	9	Switzerland	\$4.02m	14	Spain	\$1.62m
5	Belgium	\$6.11m	10	Norway	\$3.00m	15	China	\$1.35m

CONTRIBUTIONS ABOVE "fair share" ***

Belgium Denmark Eritrea Finland Guyana Monaco Netherlands Tuvalu

CONTRIBUTIONS EQUAL TO "fair share" ***

Albania	Fiji	Latvia	Saint Lucia*
Armenia	France	Luxembourg	Serbia
Bahrain	Georgia	Mauritius	Slovenia
Barbados	Germany	Micronesia FSM*	Somalia
Belarus	Iceland	Montenegro	Sweden
Brunei Darussalam	Ireland	Myanmar	Switzerland
Cyprus	Jordan	New Zealand	United Kingdom
Dominican Republic*	Kyrgyzstan*	Norway	



we all have a responsibility to do our **fair share** for the environment

TOP INCREASES **

Guyana	1204%	Croatia	36%	Monaco	13%	Ireland	9%
Peru	602%	Eritrea	36%	United Kingdom	12%	Germany	7%
Belarus	133%	Belgium	35%	Austria	11%	Israel	6%
Australia	100%	Malaysia	33%	Denmark	11%	Slovakia	5%
Micronesia FSM	73%*	Republic of Korea	26%	Canada	10%	Thailand	5%
Tuvalu	38%	Sweden	15%	Finland	9%		

MULTI-YEAR PLEDGES

Austria
Belgium
Brunei Darussalam
Canada
Denmark
Italy
Monaco
Netherlands
Tuvalu

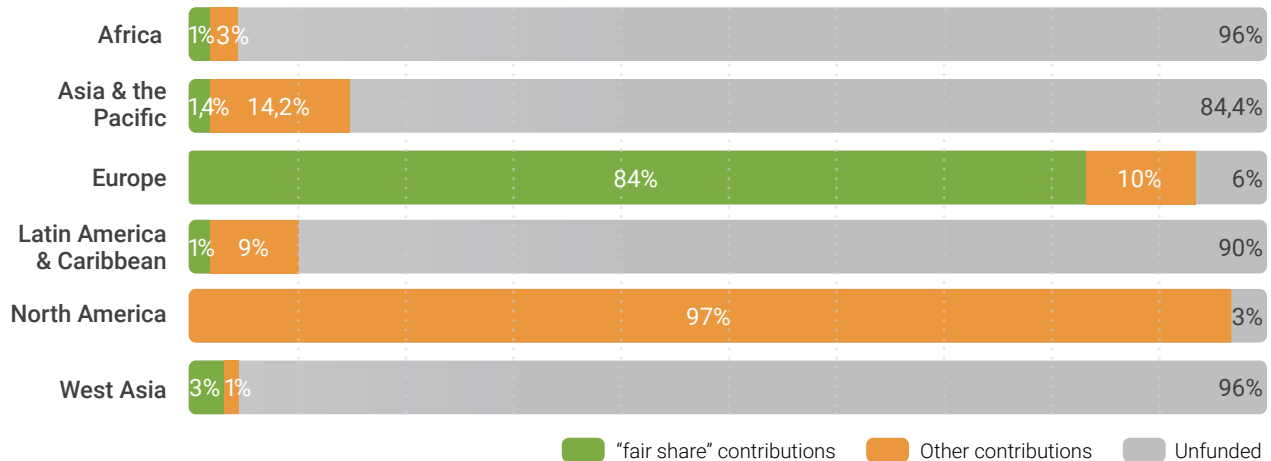
COMEBACKS

Bahrain
Dominican Republic*
Iran (Islamic Republic of)*
Oman*
Somalia
Spain

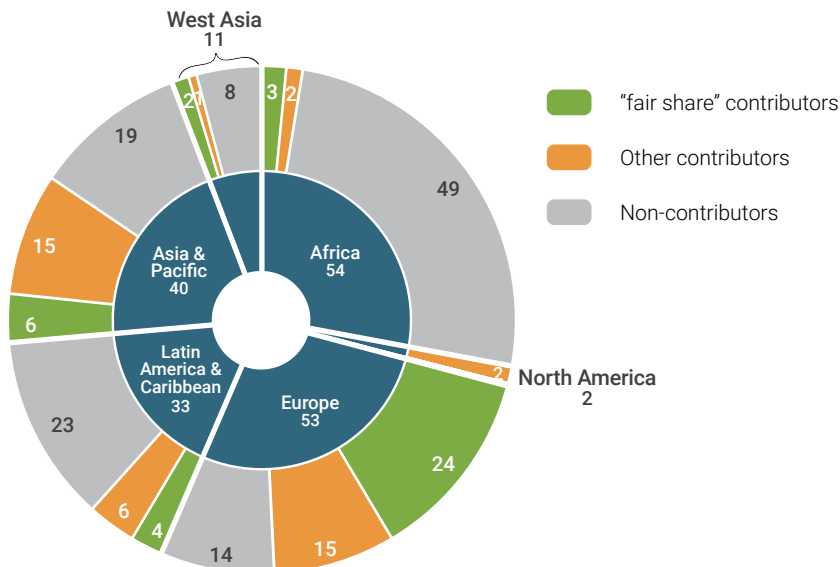
OTHER CONTRIBUTIONS

Andorra
Bulgaria
Chile*
Costa Rica
Estonia
Hungary
India*
Indonesia
Japan
Kazakhstan
Lithuania
Mexico
Mongolia
Morocco
Pakistan
Philippines
Poland
Portugal
Russian Federation
Singapore
South Africa
Sri Lanka
Trinidad and Tobago
Uruguay*
Viet Nam

CONTRIBUTIONS AT REGIONAL LEVEL (in % of total funds requested)



NUMBER OF COUNTRIES BY REGION (by status of their contribution)



* Amounts based on pledges, to be confirmed at the time of payment including possible effect of exchange rate fluctuation
** Based on percentage increase from previous year's contribution
*** "fair share" - Environment Fund Voluntary Indicative Scale of Contributions (VISIC)