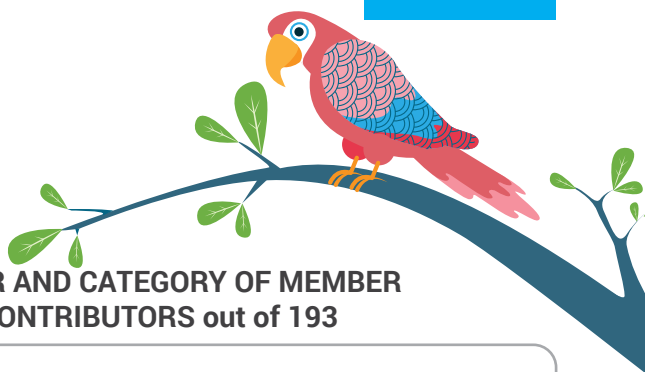


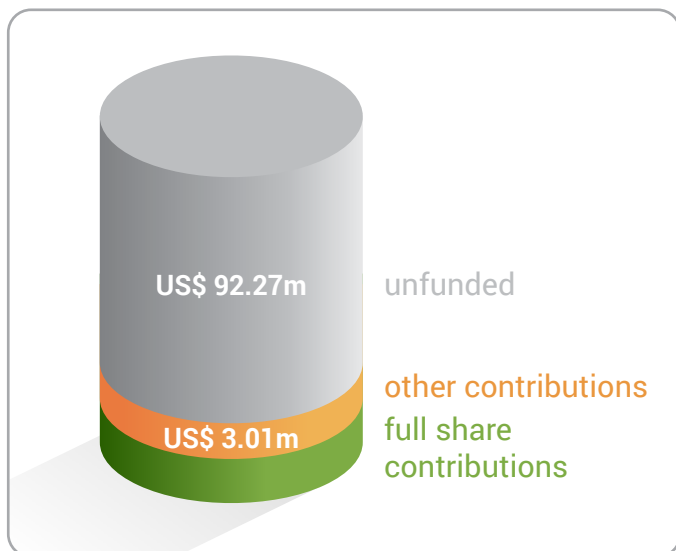
The Environment Fund is a true green investment – and benefits all nations.

ENVIRONMENT FUND

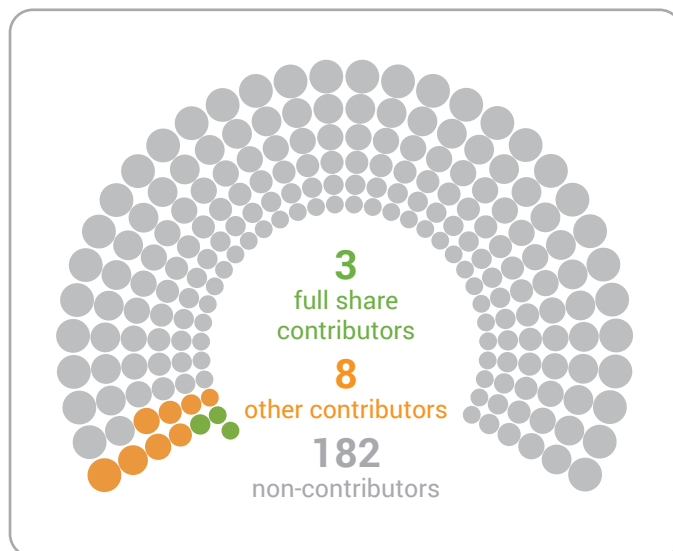
2022 CONTRIBUTIONS AS AT 31 JANUARY 2022



INCOME vs UNFUNDED BALANCE of US\$ 100m budget



NUMBER AND CATEGORY OF MEMBER STATE CONTRIBUTORS out of 193



TOP 15 CONTRIBUTIONS

1		Belgium	\$5.54m	5		Slovakia	\$0.11m	9		Trinidad & Tobago	\$0.02m
2		Canada	\$2.42m	6		Peru	\$0.08m	10		South Africa	\$0.01m
3		Austria	\$0.34m	7		Iceland	\$0.04m	11		Bulgaria	\$0.01m
4		Slovenia	\$0.14m	8		Lithuania	\$0.03m				

CONTRIBUTIONS EQUAL TO FULL SHARE ***

Belgium | Iceland | Slovenia

TOP INCREASES **

Trinidad and Tobago 200%

MULTI-YEAR PLEDGES

Austria
 Belgium
 Canada

COMEBACKS

Peru

* Amounts based on pledges, to be confirmed at the time of payment including possible effect of exchange rate fluctuation
 ** Based on percentage increase from previous year's contribution
 *** full share as per the Environment Fund Voluntary Indicative Scale of Contributions (VISC)

USA does not participate in VISC and is not a member of any regional group. However, since USA attends Western Europe & Other Group meetings as an observer, their contributions are reported as part of the WEOG summary.

