


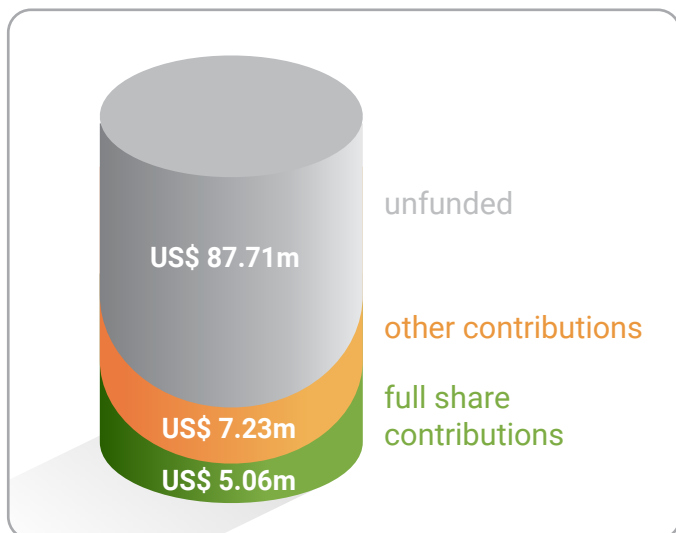
The Environment Fund is a true green investment – and benefits all nations.

ENVIRONMENT FUND

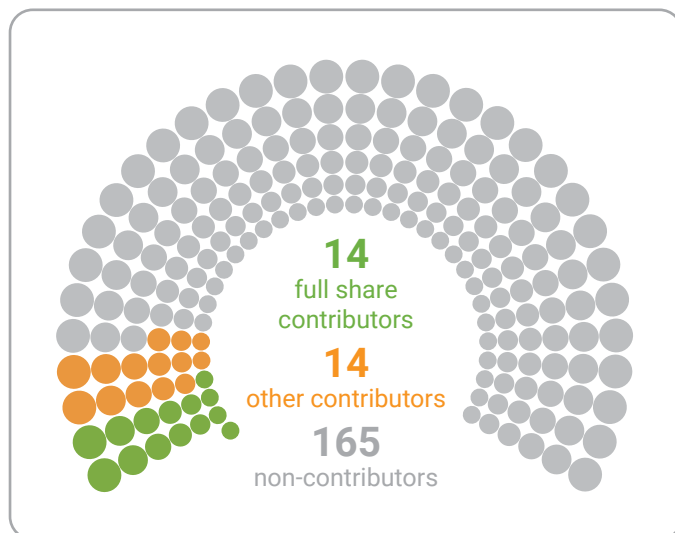
2022 CONTRIBUTIONS AS AT 31 MARCH 2022
INTERNAL REPORT



INCOME vs UNFUNDED BALANCE of US\$ 100m budget



NUMBER AND CATEGORY OF MEMBER STATE CONTRIBUTORS out of 193




TOP 15 CONTRIBUTIONS

1.	Belgium*	4.50m	6.	Slovenia	0.14m	11.	Cyprus	0.04m
2.	Germany	3.88m	7.	Slovakia	0.11m	12.	Malaysia	0.04m
3.	Canada*	2.43m	8.	Portugal*	0.10m	13.	Iceland	0.04m
4.	Austria*	0.44m	9.	Peru	0.08m	14.	Lithuania	0.03m
5.	Luxembourg	0.28m	10.	Croatia*	0.05m	15.	Morocco*	0.03m

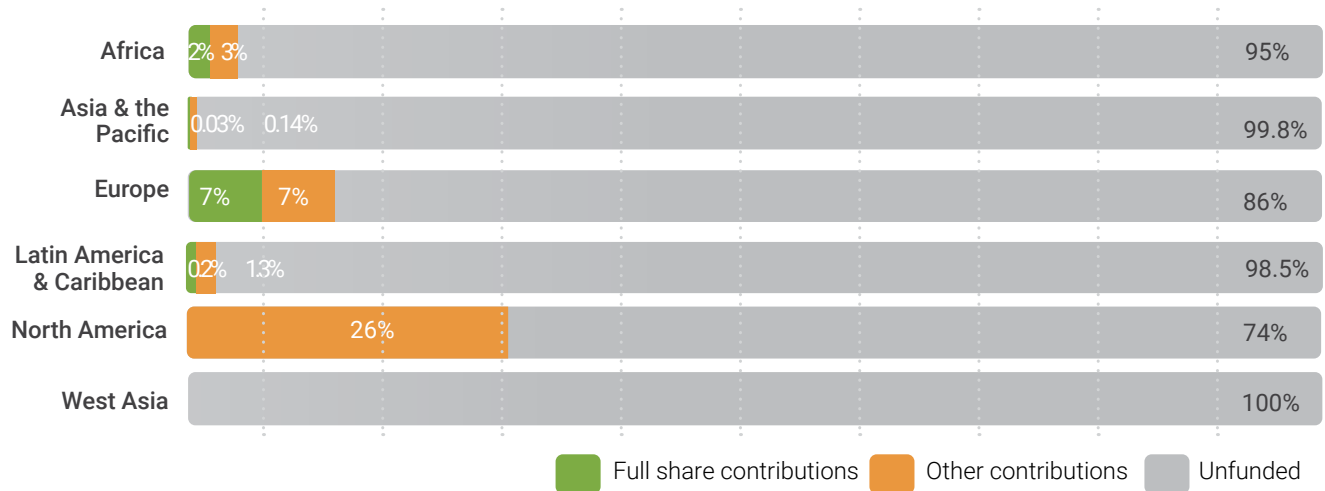
CONTRIBUTIONS EQUAL TO FULL SHARE ***

Albania	Belize	Luxembourg
Angola	Cyprus	Mauritius
Antigua and Barbuda	Eritrea	Slovenia
Barbados*	Fiji*	Timor-Leste
Belgium*	Iceland	

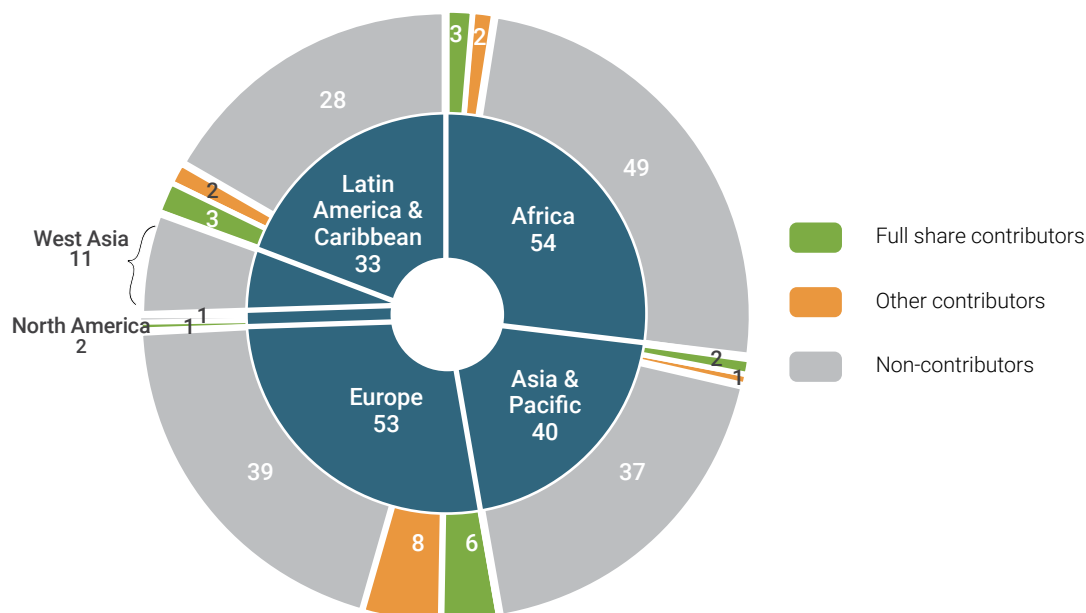


TOP INCREASES	MULTI-YEAR PLEDGES	COMEBACKS	OTHER CONTRIBUTORS
Trinidad and Tobago* 200%	Austria	Angola	Bulgaria
Portugal* 100%	Belgium	Antigua and Barbuda	Estonia*
Austria* 21%	Canada	Peru	South Africa*
Luxembourg 1%		Timor-Leste	

CONTRIBUTIONS AT REGIONAL LEVEL (in % of total funds requested)



NUMBER OF COUNTRIES BY REGION (by status of their contribution)



* Amounts based on pledges, to be confirmed at the time of payment including possible effect of exchange rate fluctuation

** Based on percentage increase from previous year's contribution

*** Full share - Environment Fund Voluntary Indicative Scale of Contributions (VISCI)