

The Environment Fund is a true green investment – and benefits all nations.

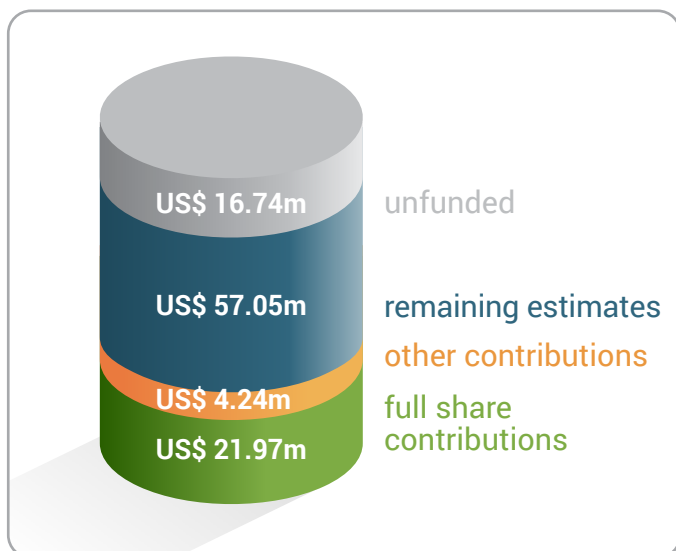


ENVIRONMENT FUND

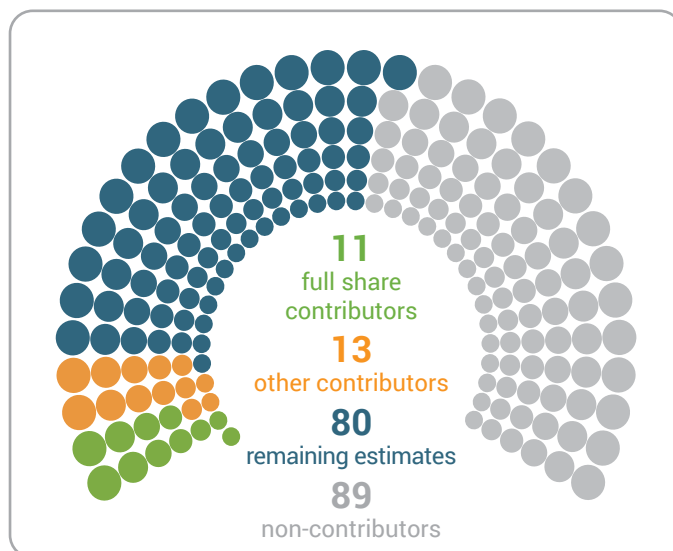
2023 CONTRIBUTIONS AS AT 30 APRIL 2023
INTERNAL REPORT



INCOME vs UNFUNDED BALANCE of US\$ 100m budget



NUMBER AND CATEGORY OF MEMBER STATE CONTRIBUTORS out of 193



TOP 15 CONTRIBUTIONS

1	Denmark*	\$7.3m	6	Canada	\$2.8m	11	Kazakhstan	\$0.1m
2	Belgium*	\$4.4m	7	Peru	\$0.2m	12	Latvia	\$0.1m
3	Switzerland*	\$4.0m	8	Slovenia	\$0.1m	13	Iran (IRO)*	\$0.1m
4	Germany	\$3.7m	9	Japan	\$0.1m	14	Singapore	\$0.1m
5	Norway	\$3.0m	10	Slovakia	\$0.1m	15	Croatia*	\$0.05m

CONTRIBUTIONS ABOVE FULL SHARE ***

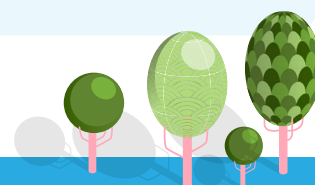









CONTRIBUTIONS EQUAL TO FULL SHARE ***



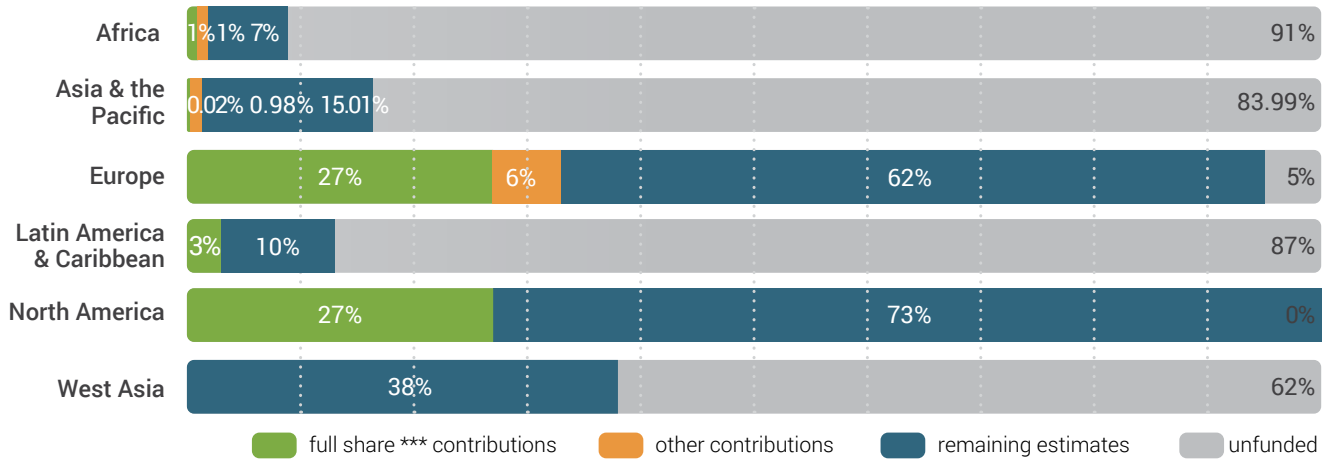
TOP INCREASES **

Peru	153%	Denmark*	12%	Belgium*	4%
Canada	14%	Guyana	8%		

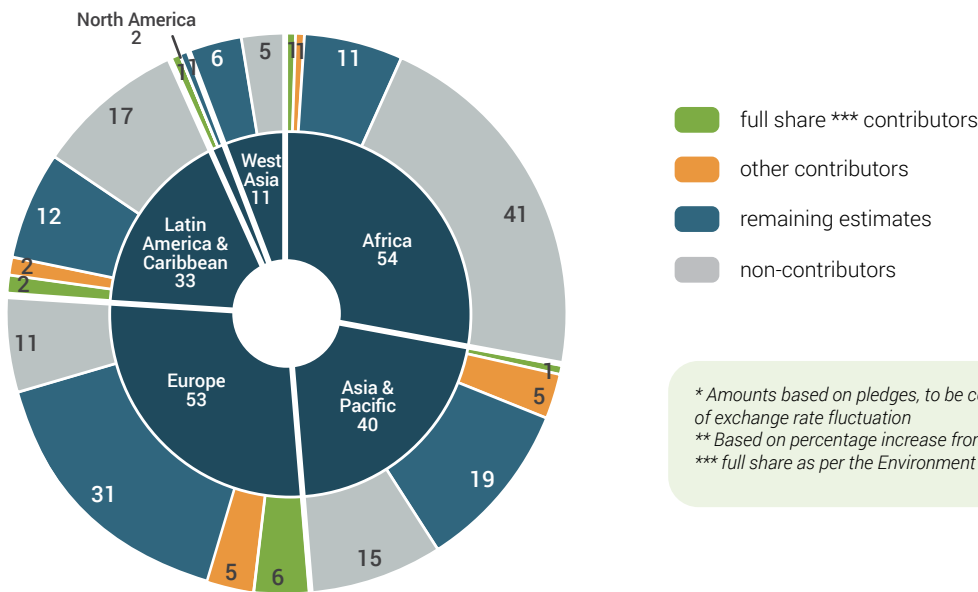


MULTI-YEAR PLEDGES		OTHER CONTRIBUTIONS	
 Belgium	 Denmark	 Chile*	 Trinidad and Tobago
 Canada	 South Africa	 Hungary*	

CONTRIBUTIONS AT REGIONAL LEVEL
(in % of total funds requested)



NUMBER OF COUNTRIES BY REGION
(by status of their contribution)



* Amounts based on pledges, to be confirmed at the time of payment including possible effect of exchange rate fluctuation
 ** Based on percentage increase from previous year's contribution
 *** full share as per the Environment Fund Voluntary Indicative Scale of Contributions (VISC)

Read UNEP's Annual Report 2022

Built on trusted partnerships, the Environment Fund provides the foundational resources for UNEP to deliver results for people and planet, such as those highlighted in the UNEP 2022 Annual Report.

