

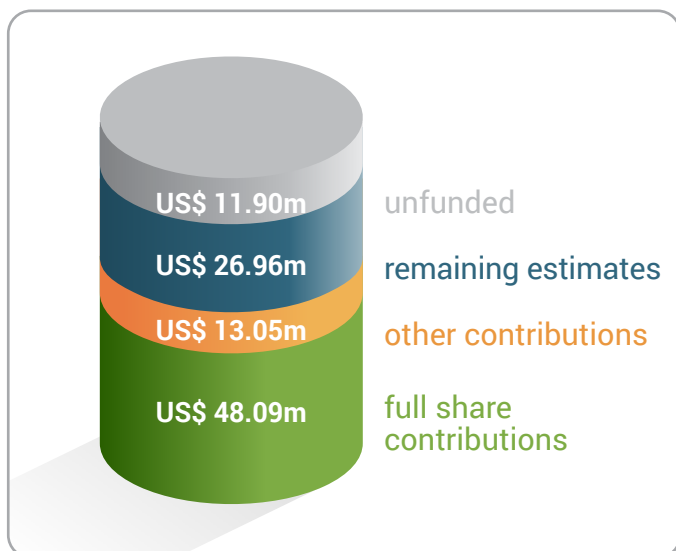
The Environment Fund is a true green investment – and benefits all nations.

# ENVIRONMENT FUND

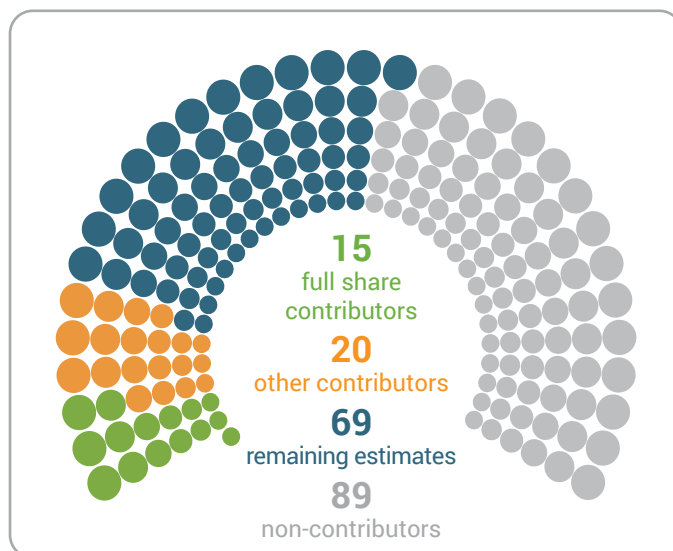
2023 CONTRIBUTIONS AS AT 30 JUNE 2023  
INTERNAL REPORT



## INCOME vs UNFUNDED BALANCE of US\$ 100m budget



## NUMBER AND CATEGORY OF MEMBER STATE CONTRIBUTORS out of 193



## TOP 15 CONTRIBUTIONS

1	Norway*	\$12.3m	6	Switzerland*	\$4.0m	11	Spain*	\$1.4m
2	Netherlands (KOT)	\$8.6m	7	Sweden	\$3.9m	12	Australia	\$1.0m
3	France*	\$7.6m	8	Germany	\$3.7m	13	Ireland	\$0.6m
4	Denmark*	\$7.4m	9	Canada	\$2.8m	14	Peru	\$0.2m
5	Belgium*	\$4.4m	10	Finland	\$2.3m	15	Slovenia	\$0.1m

## CONTRIBUTIONS ABOVE FULL SHARE \*\*\*


Canada	Denmark*	Norway*	Peru
--------	----------	---------	------

## CONTRIBUTIONS EQUAL TO FULL SHARE \*\*\*

Belgium*	France*	Ireland	Mauritius	Slovenia	Tanzania (URO)*
Fiji	Guyana	Latvia	Netherlands (KOT)	Switzerland*	

## TOP INCREASES \*\*

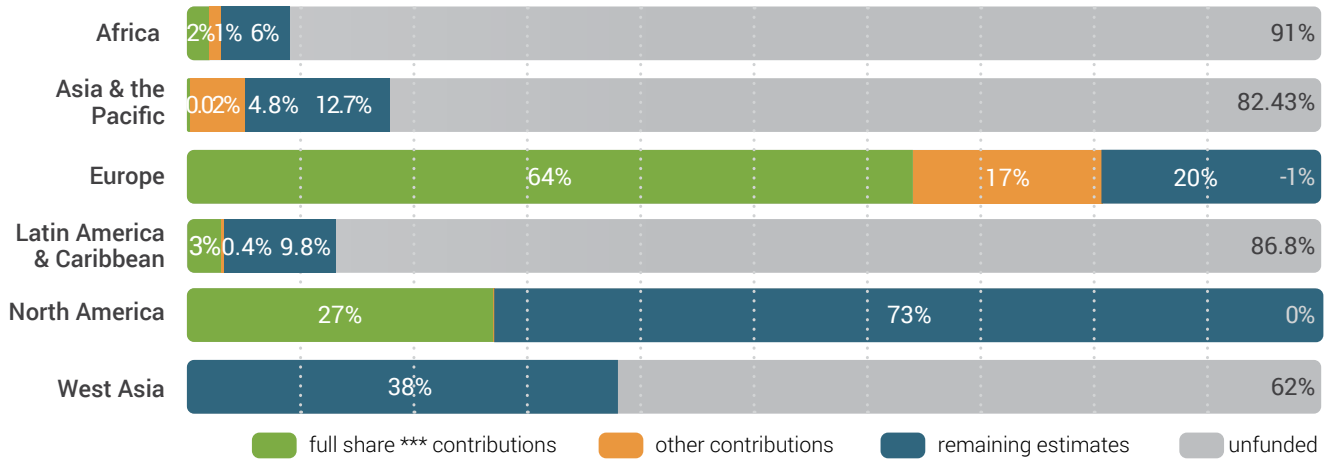
Peru	153%	Canada	14%	Guyana	5%
Australia	81%	Denmark*	13%	Belgium*	4%
Norway*	75%	Spain*	11%	Netherlands (KOT)	3%



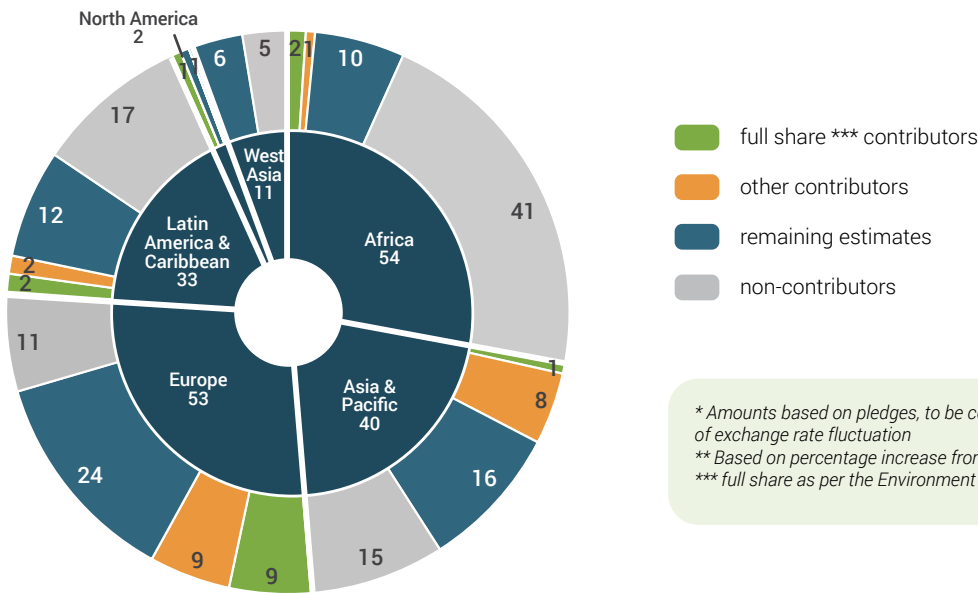
MULTI-YEAR PLEDGES	
 Belgium	 Netherlands (KOT)
 Canada	 South Africa
 Denmark	

OTHER CONTRIBUTIONS		
Chile	Kazakhstan	Slovakia
Croatia	Malaysia	Thailand
Hungary*	Micronesia (FSO)	Iran (IRO)*
India*	Portugal*	Trinidad and Tobago
Japan	Singapore	

**CONTRIBUTIONS AT REGIONAL LEVEL**  
(in % of total funds requested)



**NUMBER OF COUNTRIES BY REGION**  
(by status of their contribution)



\* Amounts based on pledges, to be confirmed at the time of payment including possible effect of exchange rate fluctuation  
 \*\* Based on percentage increase from previous year's contribution  
 \*\*\* full share as per the Environment Fund Voluntary Indicative Scale of Contributions (VISC)

The Environment Fund helps UNEP to address the triple planetary crisis of climate change, nature and biodiversity loss, and pollution and waste. The flagship report, "State of Finance for Nature", supported by the Environment Fund, argues that we need to double investments in nature-based solutions to halt biodiversity loss and limit global warming.



UN Environment Programme  
Environment Fund Report as at 30 June 2023

Region	Member State	2020 Pledges	2020 Paid	Year Paid	2021 Pledges	2021 Paid	Year Paid	Full Share (VISC) 2022	2022 Pledges	2022 Paid	2022 Unpaid	Year Paid	Full Share (VISC) 2023	Month of Pledge	2023 Pledges	Month of Payment	2023 Paid	2023 Unpaid
Asia&Pacific	Afghanistan	-	-	-	-	-	-	7,000	-	-	-	-	7,000	-	-	-	-	-
E-Europe	Albania	8,000	8,000	2020	8,000	8,000	2021	8,000	8,000	8,000	-	2022	8,000	-	-	-	-	-
Africa	Algeria	-	-	-	-	-	-	138,000	-	-	-	-	138,000	-	-	-	-	-
WEOG	Andorra	33,613	33,613	2020	23,671	23,671	2021	35,470	15,500	15,500	-	2023	35,470	-	-	-	-	-
Africa	Angola	-	-	-	-	-	-	10,000	10,000	10,000	-	2022	10,000	-	-	-	-	-
GRULAC	Antigua and Barbuda	-	-	-	-	-	-	2,000	2,000	2,000	-	2022	2,000	-	-	-	-	-
GRULAC	Argentina	-	-	-	-	-	-	915,000	-	-	-	-	915,000	-	-	-	-	-
E-Europe	Armenia	7,000	7,000	2020	7,000	7,000	2021	7,000	7,000	7,000	-	2022	7,000	-	-	-	-	-
WEOG	Australia*	308,628	308,628	2020	618,308	618,308	2021	2,210,000	553,990	553,990	-	2022	2,210,000	May-23	1,002,150	Jun-23	1,002,150	-
WEOG	Austria*	327,000	327,000	2020	362,820	362,820	2021	677,000	417,560	417,560	-	2022	677,000	-	-	-	-	-
E-Europe	Azerbaijan	4,000	4,000	2020	-	-	-	54,000	5,000	5,000	-	2022	54,000	-	-	-	-	-
GRULAC	Bahamas	-	-	-	-	-	-	24,390	-	-	-	-	24,390	-	-	-	-	-
Asia&Pacific	Bahrain	50,000	50,000	2021	50,000	50,000	2021	50,000	-	-	-	-	50,000	-	-	-	-	-
Asia&Pacific	Bangladesh	2,000	2,000	2020	2,000	2,000	2022	10,000	2,000	2,000	-	2022	10,000	-	-	-	-	-
GRULAC	Barbados	10,800	10,800	2020	10,800	10,800	2021	10,800	-	-	10,800	-	10,800	-	-	-	-	-
E-Europe	Belarus	21,000	21,000	2020	49,000	49,000	2021	49,000	49,000	49,000	-	2022	49,000	-	-	-	-	-
WEOG	Belgium*	4,524,000	4,524,000	2020	6,110,370	6,110,370	2021	4,641,200	4,199,600	4,199,600	-	2022	4,641,200	Jan-23	4,381,161	-	-	4,381,161
GRULAC	Belize	1,000	1,000	2022	1,000	1,000	2022	1,000	1,000	1,000	-	2022	1,000	-	-	-	-	-
Africa	Benin	-	-	-	-	-	-	4,065	-	-	-	-	4,065	-	-	-	-	-
Asia&Pacific	Bhutan	1,450	1,450	2020	-	-	-	1,450	1,450	1,450	-	2022	1,450	-	-	-	-	-
GRULAC	Bolivia (Plurinational State of)	-	-	-	-	-	-	16,000	-	-	-	-	16,000	-	-	-	-	-
E-Europe	Bosnia and Herzegovina	-	-	-	-	-	-	12,000	12,000	12,000	-	2,022	12,000	-	-	-	-	-
Africa	Botswana	-	-	-	-	-	-	14,000	14,000	14,000	-	2022	14,000	-	-	-	-	-
GRULAC	Brazil	-	-	-	-	-	-	2,948,000	-	-	-	-	2,948,000	-	-	-	-	-
Asia&Pacific	Brunei Darussalam	25,000	25,000	2021	25,000	25,000	2021	25,000	-	-	-	-	25,000	-	-	-	-	-
E-Europe	Bulgaria	5,000	5,000	2020	5,000	5,000	2021	46,000	5,000	5,000	-	2022	46,000	-	-	-	-	-
Africa	Burkina Faso	-	-	-	-	-	-	3,000	-	-	-	-	3,000	-	-	-	-	-
Africa	Burundi	-	-	-	-	-	-	1,000	-	-	-	-	1,000	-	-	-	-	-
Africa	Cabo Verde	-	-	-	-	-	-	1,000	-	-	-	-	1,000	-	-	-	-	-
Asia&Pacific	Cambodia	-	-	-	-	-	-	6,000	-	-	-	-	6,000	-	-	-	-	-
Africa	Cameroon	-	-	-	-	-	-	13,000	-	-	-	-	13,000	-	-	-	-	-
WEOG	Canada*	2,226,143	2,226,143	2020	2,450,980	2,450,980	2021	2,734,000	2,473,470	2,473,470	-	2022	2,734,000	Jan-23	2,817,110	Apr-23	2,817,110	-
Africa	Central African Republic	-	-	-	-	-	-	1,000	-	-	-	-	1,000	-	-	-	-	-
Africa	Chad	-	-	-	-	-	-	4,000	-	-	-	-	4,000	-	-	-	-	-
GRULAC	Chile	20,000	20,000	2022	20,000	20,000	2021	407,000	47,121	47,121	-	2022	407,000	Mar-23	17,039	-	17,039	-
Asia&Pacific	China	1,500,000	1,500,000	2020	1,350,000	1,350,000	2021	12,005,000	1,350,000	1,350,000	-	2022	12,005,000	-	-	-	-	-
GRULAC	Colombia	-	-	-	-	-	-	288,000	-	-	-	-	288,000	-	-	-	-	-
Africa	Comoros	-	-	-	-	-	-	1,000	-	-	-	-	1,000	-	-	-	-	-
Africa	Congo	-	-	-	-	-	-	6,000	-	-	-	-	6,000	-	-	-	-	-
GRULAC	Costa Rica	14,848	14,848	2020	13,522	13,522	2021	62,000	-	-	-	-	62,000	-	-	-	-	-
Africa	Côte d'Ivoire	-	-	-	-	-	-	13,000	-	-	-	-	13,000	-	-	-	-	-
E-Europe	Croatia	33,000	33,000	2020	45,000	45,000	2021	77,000	45,000	45,000	-	2022	77,000	Apr-23	45,000	-	45,000	-
GRULAC	Cuba	-	-	-	-	-	-	80,000	-	-	-	-	80,000	-	-	-	-	-
Asia&Pacific	Cyprus	44,000	44,000	2020	44,000	44,000	2021	44,000	44,000	44,000	-	2022	44,000	-	-	-	-	-
E-Europe	Czechia	-	-	-	-	-	-	311,000	-	-	-	-	311,000	-	-	-	-	-
Asia&Pacific	Democratic People's Republic of Korea	-	-	-	-	-	-	6,000	-	-	-	-	6,000	-	-	-	-	-
Africa	Democratic Republic of the Congo	-	-	-	-	-	-	10,000	-	-	-	-	10,000	-	-	-	-	-
WEOG	Denmark*	4,423,604	4,423,604	2020	4,901,721	4,901,721	2021	4,901,721	6,517,545	6,517,545	-	2022	4,901,721	Jan-23	7,350,779	-	-	7,350,779
Africa	Djibouti	-	-	-	-	-	-	1,000	-	-	-	-	1,000	-	-	-	-	-
GRULAC	Dominica	-	-	-	-	-	-	1,000	-	-	-	-	1,000	-	-	-	-	-
GRULAC	Dominican Republic	-	-	-	53,000	53,000	2022	53,000	53,000	53,000	-	2022/23	53,000	-	-	-	-	-
GRULAC	Ecuador	-	-	-	-	-	-	80,000	-	-	-	-	80,000	-	-	-	-	-
Africa	Egypt	-	-	-	-	-	-	186,000	-	-	-	-	186,000	-	-	-	-	-
GRULAC	El Salvador	-	-	-	-	-	-	18,970	-	-	-	-	18,970	-	-	-	-	-
Africa	Equatorial Guinea	-	-	-	-	-	-	16,000	-	-	-	-	16,000	-	-	-	-	-
Africa	Eritrea	1,355	1,355	2020	1,355	1,355	2021	1,355	1,355	1,355	-	2022	1,355	-	-	-	-	-
E-Europe	Estonia*	25,065	25,065	2020	17,877	17,877	2021	39,000	16,226	16,226	-	2022	39,000	-	-	-	-	-
Africa	Eswatini	-	-	-	-	-	-	2,000	-	-	-	-	2,000	-	-	-	-	-
Africa	Ethiopia	-	-	-	-	-	-	10,000	-	-	-	-	10,000	-	-	-	-	-
Asia&Pacific	Fiji	4,481	4,481	2020	4,626	4,626	2020	4,481	4,481	4,481	-	2022	4,481	Mar-23	4,481	Jun-23	4,481	-
WEOG	Finland*	2,697,468	2,697,468	2020	2,949,250	2,949,250	2021	2,949,250	2,659,000	2,659,000	-	2022	2,949,250	Apr-23	2,333,697	Jun-23	2,333,697	-
WEOG	France	7,550,550	7,550,550	2020	7,550,550	7,550,550	2021	7,550,550	7,550,550	7,550,550	-	2022	7,550,550	May-23	7,550,550	-	-	7,550,550
Africa	Gabon	-	-	-	-	-	-	15,000	-	-	-	-	15,000	-	-	-	-	-
Africa	Gambia	-	-	-	-	-	-	1,000	-	-	-	-	1,000	-	-	-	-	-
E-Europe	Georgia	10,840	10,840	2020	10,840	10,840	2021	10,840	10,840	10,840	-	2022	10,840	-	-	-	-	-
WEOG	Germany*	8,283,160	8,283,160	2020	8,887,815	8,887,815	2021	8,857,042	7,910,731	7,910,731	-	2022	8,857,042	Mar-23	3,670,061	Mar-23	3,670,061	-
Africa	Ghana	-	-	-	-	-	-	15,000	-	-	-	-	15,000	-	-	-	-	-
WEOG	Greece	-	-	-	-	-	-	366,000	-	-	-	-	366,000	-	-	-	-	-
GRULAC	Grenada	-	-	-	-	-	-	1,000	-	-	-	-	1,000	-	-	-	-	-
GRULAC	Guatemala	-	-	-	-	-	-	36,000	-	-	-	-	36,000	-	-	-	-	-
Africa	Guinea	-	-	-	-	-	-	3,000	-	-	-	-	3,000	-	-	-	-	-

UN Environment Programme  
Environment Fund Report as at 30 June 2023

Region	Member State	2020 Pledges	2020 Paid	Year Paid	2021 Pledges	2021 Paid	Year Paid	Full Share (VISC) 2022	2022 Pledges	2022 Paid	2022 Unpaid	Year Paid	Full Share (VISC) 2023	Month of Pledge	2023 Pledges	Month of Payment	2023 Paid	2023 Unpaid
Africa	Guinea-Bissau	-	-	-	-	-	-	1,000	-	-	-	-	1,000	-	-	-	-	-
GRULAC	Guyana	983	983	2021	12,825	12,825	2021	12,825	12,825	12,825	-	2022	12,825	Jan-23	12,882	Feb-23	12,882	-
GRULAC	Haiti	-	-	-	-	-	-	3,000	-	-	-	-	3,000	-	-	-	-	-
GRULAC	Honduras	-	-	-	-	-	-	9,000	-	-	-	-	9,000	-	-	-	-	-
E-Europe	Hungary*	20,000	20,000	2020	20,000	20,000	2021	206,000	20,000	-	20,000	-	206,000	Oct-22	20,000	-	-	20,000
WEOG	Iceland	38,960	38,960	2020	38,960	38,960	2021	38,960	38,960	38,960	-	2022	38,960	-	-	-	-	-
Asia&Pacific	India	100,000	100,000	2020	100,000	-	-	834,000	100,000	-	100,000	-	834,000	May-23	100,000	-	-	100,000
Asia&Pacific	Indonesia	-	-	-	75,000	75,000	2021	543,000	75,000	75,000	-	2022	543,000	-	-	-	-	-
Asia&Pacific	Iraq	-	-	-	-	-	-	129,000	-	-	-	-	129,000	-	-	-	-	-
WEOG	Ireland	550,000	550,000	2020	600,000	600,000	2021	600,000	600,000	600,000	-	2022	600,000	May-23	600,000	Jun-23	600,000	-
WEOG	Israel	282,500	282,500	2021	300,000	300,000	2021	490,000	-	-	-	-	490,000	-	-	-	-	-
WEOG	Italy*	2,766,000	2,766,000	2019	2,766,000	2,766,000	2019	3,307,000	3,307,000	3,307,000	-	2022	3,307,000	-	-	-	-	-
GRULAC	Jamaica	2,069	2,069	2020	-	-	-	8,000	-	-	-	-	8,000	-	-	-	-	-
Asia&Pacific	Japan	1,731,880	1,731,880	2020	1,282,893	1,282,893	2021	8,564,000	1,468,082	1,468,082	-	2022	8,564,000	Feb-23	113,675	Mar-23	113,675	-
Asia&Pacific	Jordan	27,000	27,000	2020	27,000	27,000	2021	27,100	27,100	27,100	-	2022	27,100	-	-	-	-	-
Asia&Pacific	Kazakhstan	100,000	100,000	2020	70,000	70,000	2021	178,000	70,000	70,000	-	2022	178,000	Apr-23	70,000	Apr-23	70,000	-
Africa	Kenya	-	-	-	-	-	-	30,000	-	-	-	-	30,000	-	-	-	-	-
Asia&Pacific	Kiribati	-	-	-	-	-	-	1,000	-	-	-	-	1,000	-	-	-	-	-
Asia&Pacific	Kuwait	200,000	200,000	2020	-	-	-	252,000	200,000	200,000	-	2022	252,000	-	-	-	-	-
Asia&Pacific	Kyrgyzstan	2,710	-	-	2,710	-	-	2,710	-	-	-	-	2,710	-	-	-	-	-
Asia&Pacific	Lao People's Democratic Republic	-	-	-	-	-	-	5,000	-	-	-	-	5,000	-	-	-	-	-
E-Europe	Latvia	67,500	67,500	2020	67,500	67,500	2021	67,750	67,750	67,750	-	2022	67,750	Feb-23	67,750	Apr-23	67,750	-
Asia&Pacific	Lebanon	-	-	-	-	-	-	47,000	-	-	-	-	47,000	-	-	-	-	-
Africa	Lesotho	-	-	-	-	-	-	1,355	-	-	-	-	1,355	-	-	-	-	-
Africa	Liberia	-	-	-	-	-	-	1,000	-	-	-	-	1,000	-	-	-	-	-
Africa	Libya	-	-	-	-	-	-	30,000	-	-	-	-	30,000	-	-	-	-	-
WEOG	Liechtenstein	12,195	12,195	2020	-	-	-	12,195	-	-	-	-	12,195	-	-	-	-	-
E-Europe	Lithuania	50,000	50,000	2020	50,000	50,000	2021	71,000	56,405	56,405	-	2022	71,000	-	-	-	-	-
WEOG	Luxembourg*	279,955	279,955	2020	277,032	277,032	2021	279,955	332,753	332,753	-	2022	279,955	-	-	-	-	-
Africa	Madagascar	4,065	4,065	2022	4,065	4,065	2022	4,000	-	-	-	-	4,000	-	-	-	-	-
Africa	Malawi	-	-	-	-	-	-	2,710	-	-	-	-	2,710	-	-	-	-	-
Asia&Pacific	Malaysia	30,000	30,000	2020	40,000	40,000	2021	341,000	40,000	40,000	-	2022	341,000	Feb-23	40,000	Mar-23	40,000	-
Asia&Pacific	Maldives	-	-	-	-	-	-	4,000	-	-	-	-	4,000	-	-	-	-	-
Africa	Mali	-	-	-	-	-	-	4,000	-	-	-	-	4,000	-	-	-	-	-
WEOG	Malta	-	-	-	-	-	-	21,600	-	-	-	-	21,600	-	-	-	-	-
Asia&Pacific	Marshall Islands	-	-	-	-	-	-	1,000	-	-	-	-	1,000	-	-	-	-	-
Africa	Mauritania	2,000	2,000	2022	2,000	2,000	2022	2,710	-	-	-	-	2,710	-	-	-	-	-
Africa	Mauritius	16,260	16,260	2020	16,260	16,260	2021	16,260	16,260	16,260	-	2022	16,260	Jun-23	16,260	Jun-23	16,260	-
GRULAC	Mexico	500,000	500,000	2020	500,000	500,000	2021	1,292,000	500,000	500,000	-	2022	1,292,000	-	-	-	-	-
Asia&Pacific	Micronesia (Federated States of)	785	785	2020	1,355	-	-	1,355	1,355	-	1,355	-	1,355	May-23	785	May-23	785	-
WEOG	Monaco*	22,796	22,796	2020	25,707	25,707	2021	25,707	27,732	27,732	-	-	25,707	-	-	-	-	-
Asia&Pacific	Mongolia	1,000	1,000	2020	1,000	1,000	2021	5,000	1,000	1,000	-	2022	5,000	-	-	-	-	-
E-Europe	Montenegro	5,400	5,400	2020	5,400	5,400	2021	5,420	-	-	-	-	5,420	-	-	-	-	-
Africa	Morocco	25,000	25,000	2021	25,000	25,000	2021	55,000	25,000	25,000	-	2022	55,000	-	-	-	-	-
Africa	Mozambique	-	-	-	-	-	-	4,000	4,000	4,000	-	2022	4,000	-	-	-	-	-
Asia&Pacific	Myanmar	13,171	13,171	2020	13,171	13,171	2021	13,171	13,171	13,171	-	2022	13,171	-	-	-	-	-
Africa	Namibia	-	-	-	-	-	-	13,550	-	-	-	-	13,550	-	-	-	-	-
Asia&Pacific	Nauru	-	-	-	-	-	-	1,000	-	-	-	-	1,000	-	-	-	-	-
Asia&Pacific	Nepal	-	-	-	-	-	-	7,000	-	-	-	-	7,000	-	-	-	-	-
WEOG	Netherlands (Kingdom of the)*	9,384,086	9,384,086	2020	9,229,600	9,229,600	2021	9,384,086	8,379,200	8,379,200	-	2022	9,384,086	May-23	8,603,997	Jun-23	8,603,997	-
WEOG	New Zealand	361,800	361,800	2020	361,800	361,800	2021	361,800	361,800	361,800	-	2022	361,800	-	-	-	-	-
GRULAC	Nicaragua	-	-	-	-	-	-	5,000	-	-	-	-	5,000	-	-	-	-	-
Africa	Niger	-	-	-	-	-	-	2,000	-	-	-	-	2,000	-	-	-	-	-
Africa	Nigeria	-	-	-	-	-	-	250,000	-	-	-	-	250,000	-	-	-	-	-
E-Europe	North Macedonia	-	-	-	-	-	-	7,000	-	-	-	-	7,000	-	-	-	-	-
WEOG	Norway	3,000,000	3,000,000	2020	3,000,000	3,000,000	2021	3,000,000	7,025,765	7,025,765	-	2022	3,000,000	Feb-23	12,306,654	Feb-23	3,000,000	9,306,654
Asia&Pacific	Oman	-	-	-	14,000	14,000	2021&22	115,000	14,000	14,000	-	2022	115,000	-	-	-	-	-
Asia&Pacific	Pakistan	10,941	10,941	2020	10,988	10,988	2022	115,000	9,127	9,127	-	-	115,000	-	-	-	-	-
Asia&Pacific	Palau	-	-	-	-	-	-	1,000	-	-	-	-	1,000	-	-	-	-	-
GRULAC	Panama	45,900	45,900	2020	-	-	-	45,900	-	-	-	-	45,900	-	-	-	-	-
Asia&Pacific	Papua New Guinea	-	-	-	-	-	-	10,000	-	-	-	-	10,000	-	-	-	-	-
GRULAC	Paraguay	14,571	14,571	2020	-	-	-	18,970	-	-	-	-	18,970	-	-	-	-	-
GRULAC	Peru	11,743	11,743	2020	-	-	-	152,000	82,407	82,407	-	2022	152,000	Mar-23	208,560	Mar-23	208,560	-
Asia&Pacific	Philippines	25,000	25,000	2020	25,000	25,000	2021	205,000	50,000	50,000	-	2022	205,000	-	-	-	-	-
E-Europe	Poland	150,000	150,000	2020	150,000	150,000	2021	802,000	150,000	150,000	-	2022	802,000	-	-	-	-	-
WEOG	Portugal	50,000	50,000	2021	50,000	50,000	2021	350,000	105,000	50,000	55,000	2022	350,000	May-23	100,000	-	100,000	
Asia&Pacific	Qatar	-	-	-	282,000	282,000	2022	382,110	-	-	-	-	382,110	-	-	-	-	-
Asia&Pacific	Republic of Korea*	337,564	337,564	2020	425,969	425,969	2021	2,267,000	444,655	444,655	-	2022	2,267,000	-	-	-	-	-
E-Europe	Republic of Moldova	-	-	-	-	-	-	5,420	-	-	-	-	5,420	-	-	-	-	-
E-Europe	Romania	-	-	-	-	-	-	305,100	-	-	-	-	305,100	-	-	-	-	-
E-Europe	Russian Federation	900,000	900,000	2020	900,000	900,000	2021	2,405,000	-	-	-	-	2,405,000	-	-	-	-	-

UN Environment Programme  
Environment Fund Report as at 30 June 2023

Region	Member State	2020 Pledges	2020 Paid	Year Paid	2021 Pledges	2021 Paid	Year Paid	Full Share (VISC) 2022	2022 Pledges	2022 Paid	2022 Unpaid	Year Paid	Full Share (VISC) 2023	Month of Pledge	2023 Pledges	Month of Payment	2023 Paid	2023 Unpaid
Africa	Rwanda	-	-		-	-		3,000	-	-	-		3,000		-		-	-
GRULAC	Saint Kitts and Nevis	-	-		-	-		1,355	-	-	-		1,355		-		-	-
GRULAC	Saint Lucia	1,355	1,355	2020	1,355	-		1,355	1,355	1,355	-	2023	1,355		-		-	-
GRULAC	Saint Vincent and the Grenadines	1,355	1,355	2022	-	-		1,355	-	-	-		1,355		-		-	-
Asia&Pacific	Samoa	-	-		-	-		1,355	-	-	-		1,355		-		-	-
WEOG	San Marino	-	-		-	-		2,000	2,000	2,000	-	2022	2,000		-		-	-
Africa	Sao Tome and Principe	-	-		-	-		1,000	-	-	-		1,000		-		-	-
Asia&Pacific	Saudi Arabia	-	-		-	-		1,172,000	500,000	500,000	-	2022	1,172,000		-		-	-
Africa	Senegal	-	-		-	-		7,000	-	-	-		7,000		-		-	-
E-Europe	Serbia	35,000	35,000	2020	35,000	35,000	2021	35,000	35,000	35,000	-	2022	35,000		-		-	-
Africa	Seychelles	-	-		-	-		2,000	2,000	2,000	-	2022	2,000		-		-	-
Africa	Sierra Leone	-	-		-	-		1,000	-	-	-		1,000		-		-	-
Asia&Pacific	Singapore	50,000	50,000	2020	50,000	50,000	2021	485,000	50,000	50,000	-	2022	485,000	Dec-22	50,000	Jan-23	50,000	-
E-Europe	Slovakia*	115,850	115,850	2020	121,540	121,540	2020	153,000	112,640	112,640	-	2021	153,000	Dec-22	105,720	Dec-22	105,720	-
E-Europe	Slovenia	135,000	135,000	2020	135,000	135,000	2020	135,000	135,000	135,000	-	2021	135,000	Oct-22	135,000	Oct-22	135,000	-
Asia&Pacific	Solomon Islands	1,000	1,000	2020	-	-		1,000	-	-	-		1,000		-		-	-
Africa	Somalia	-	-		1,000	1,000	2021	1,000	-	-	-		1,000		-		-	-
Africa	South Africa	10,000	10,000	2020	10,000	10,000	2021	272,000	10,000	10,000	-	2022	272,000	Jan-23	10,000		-	10,000
Africa	South Sudan	-	-		-	-		6,000	-	-	-		6,000		-		-	-
WEOG	Spain*	-	-		1,623,475	1,623,475	2021	2,146,000	1,278,406	1,278,406	-	2022	2,146,000	May-23	1,423,877		-	1,423,877
Asia&Pacific	Sri Lanka	41,850	41,850	2020	41,850	41,850	2021	44,000	44,000	44,000	-	2022	44,000		-		-	-
Africa	Sudan	-	-		-	-		10,000	-	-	-		10,000		-		-	-
GRULAC	Suriname	5,000	5,000	2022	-	-		5,000	-	-	-		5,000		-		-	-
WEOG	Sweden	4,409,570	4,409,570	2020	5,053,036	5,053,036	2021	5,053,036	5,053,036	5,053,036	-	2022	5,053,036	Jun-23	3,857,903	Jun-23	3,857,903	-
WEOG	Switzerland	4,020,000	4,020,000	2020	4,021,150	4,021,150	2021	4,021,150	4,027,880	4,027,880	-	2022	4,021,150	Feb-23	4,021,150		-	4,021,150
Asia&Pacific	Syrian Arab Republic	-	-		-	-		11,000	-	-	-		11,000		-		-	-
Asia&Pacific	Tajikistan	-	-		-	-		4,000	-	-	-		4,000		-		-	-
Asia&Pacific	Thailand	23,885	23,885	2020	25,000	25,000	2021	307,000	21,956	21,956	-	2022	307,000	Dec-22	20,872	Dec-22	20,872	-
Asia&Pacific	the Islamic Republic of Iran	58,791	-		58,791	-		398,000	58,000	-	58,000		398,000	Feb-23	58,000		-	58,000
Africa	the United Republic of Tanzania	-	-		-	-		10,000	10,000	10,000	-	2022	10,000	Feb-22	10,000		-	10,000
Asia&Pacific	Timor-Leste	-	-		-	-		4,065	4,065	4,065	-	2022	4,065		-		-	-
Africa	Togo	-	-		-	-		2,000	-	-	-		2,000		-		-	-
Asia&Pacific	Tonga	-	-		-	-		1,000	-	-	-		1,000		-		-	-
GRULAC	Trinidad and Tobago	5,000	5,000	2021	5,000	5,000	2021	40,000	15,000	15,000	-	2022	40,000	Oct-22	15,000	Jan-23	15,000	-
Africa	Tunisia	-	-		-	-		25,000	-	-	-		25,000		-		-	-
WEOG	Türkiye	-	-		-	-		1,371,000	-	-	-		1,371,000		-		-	-
Asia&Pacific	Turkmenistan	-	-		-	-		33,000	-	-	-		33,000		-		-	-
Asia&Pacific	Tuvalu	1,000	1,000	2020	1,379	1,379	2020	1,355	-	-	-		1,355		-		-	-
Africa	Uganda	8,000	8,000	2022	8,000	8,000	2022	8,000	-	-	-		8,000		-		-	-
E-Europe	Ukraine	-	-		-	-		57,000	-	-	-		57,000		-		-	-
Asia&Pacific	United Arab Emirates	-	-		-	-		616,000	-	-	-		616,000		-		-	-
WEOG	United Kingdom of Great Britain and Northern Ireland*	4,092,000	4,092,000	2020	4,578,090	4,578,090	2021	4,578,090	4,461,960	4,461,960	-	2022	4,578,090		-		-	-
WEOG	United States of America	8,100,000	8,100,000	2020	6,615,000	6,615,000	2021	-	7,600,000	7,600,000	-	2022	-		-		-	-
GRULAC	Uruguay	76,450	76,450	2021	76,450	76,450	2022	87,000	87,000	87,000	-	2022	87,000		-		-	-
Asia&Pacific	Uzbekistan	-	-		-	-		32,000	-	-	-		32,000		-		-	-
Asia&Pacific	Vanuatu	-	-		-	-		1,000	-	-	-		1,000		-		-	-
GRULAC	Venezuela (Bolivarian Republic of)	-	-		-	-		728,000	-	-	-		728,000		-		-	-
Asia&Pacific	Viet Nam	10,000	10,000	2021	10,000	10,000	2021	77,000	10,000	10,000	-	2022	77,000		-		-	-
Asia&Pacific	Yemen	-	-		-	-		10,000	-	-	-		10,000		-		-	-
Africa	Zambia	-	-		-	-		9,000	-	-	-		9,000		-		-	-
Africa	Zimbabwe	-	-		-	-		6,000	-	-	-		6,000		-		-	-
	<b>Total</b>	<b>74,507,590</b>	<b>74,446,089</b>		<b>78,817,857</b>	<b>78,653,646</b>		<b>112,847,419</b>	<b>81,142,322</b>	<b>80,897,167</b>	<b>245,155</b>		<b>112,847,419</b>		<b>61,140,114</b>		<b>26,807,942</b>	<b>34,332,172</b>
	<b>No. of member states</b>	<b>90</b>	<b>88</b>		<b>85</b>	<b>80</b>		<b>192</b>	<b>86</b>	<b>81</b>	<b>6</b>		<b>192</b>		<b>35</b>		<b>24</b>	<b>12</b>

\* Member States paying in local currency

<b>UN Region</b>	<b>Description</b>
Africa	Africa Group
Asia&Pacific	Asia-Pacific Group
E-Europe	Eastern European Group
	Western European and Others
WEOG	Group
	Latin American and Caribbean
GRULAC	Group