

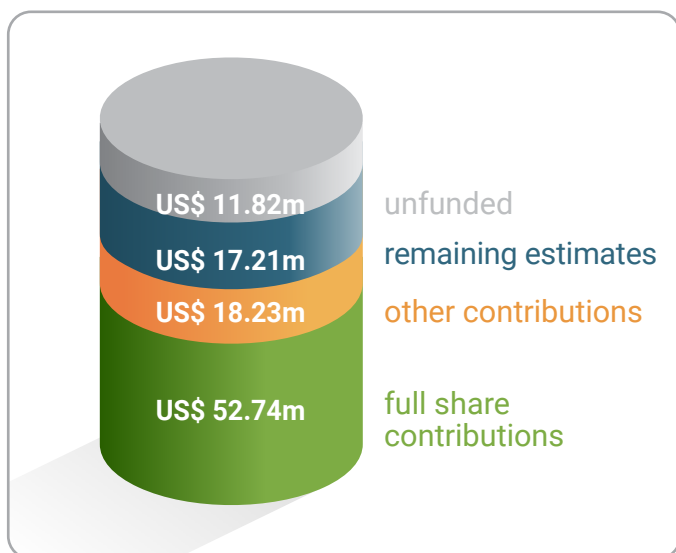
The Environment Fund is a true green investment – and benefits all nations.

# ENVIRONMENT FUND

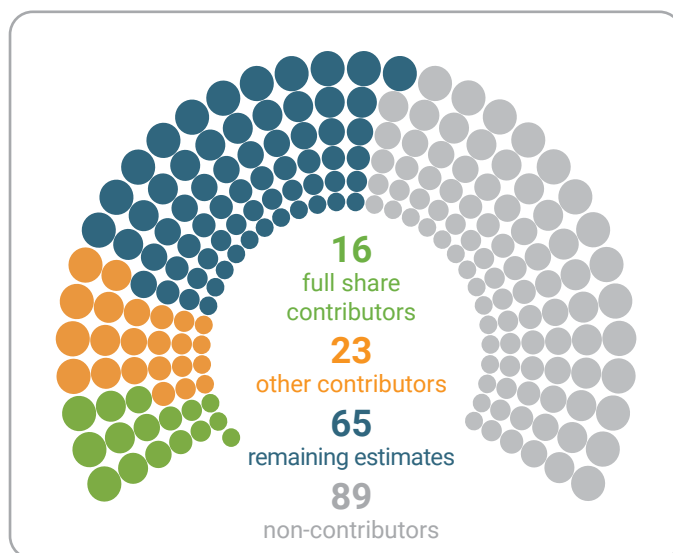
2023 CONTRIBUTIONS AS AT 31 JULY 2023  
INTERNAL REPORT



## INCOME vs UNFUNDED BALANCE of US\$ 100m budget



## NUMBER AND CATEGORY OF MEMBER STATE CONTRIBUTORS out of 193



## TOP 15 CONTRIBUTIONS

1	Norway*	\$12.3m	6	United Kingdom*	\$4.6m	11	Finland	\$2.3m
2	Netherlands (KOT)	\$8.6m	7	Belgium*	\$4.4m	12	Spain*	\$1.4m
3	Germany	\$8.1m	8	Switzerland*	\$4.0m	13	Australia	\$1.0m
4	France*	\$7.6m	9	Sweden	\$3.9m	14	Ireland	\$0.2m
5	Denmark*	\$7.4m	10	Canada	\$2.8m	15	Korea (RO)*	\$0.1m

## CONTRIBUTIONS ABOVE FULL SHARE \*\*\*


Canada	Denmark*	Norway*	Peru	United Kingdom*
--------	----------	---------	------	-----------------

## CONTRIBUTIONS EQUAL TO FULL SHARE \*\*\*

Belgium*	France*	Ireland	Mauritius	Slovenia	Tanzania (URO)*
Fiji	Guyana	Latvia	Netherlands (KOT)	Switzerland*	

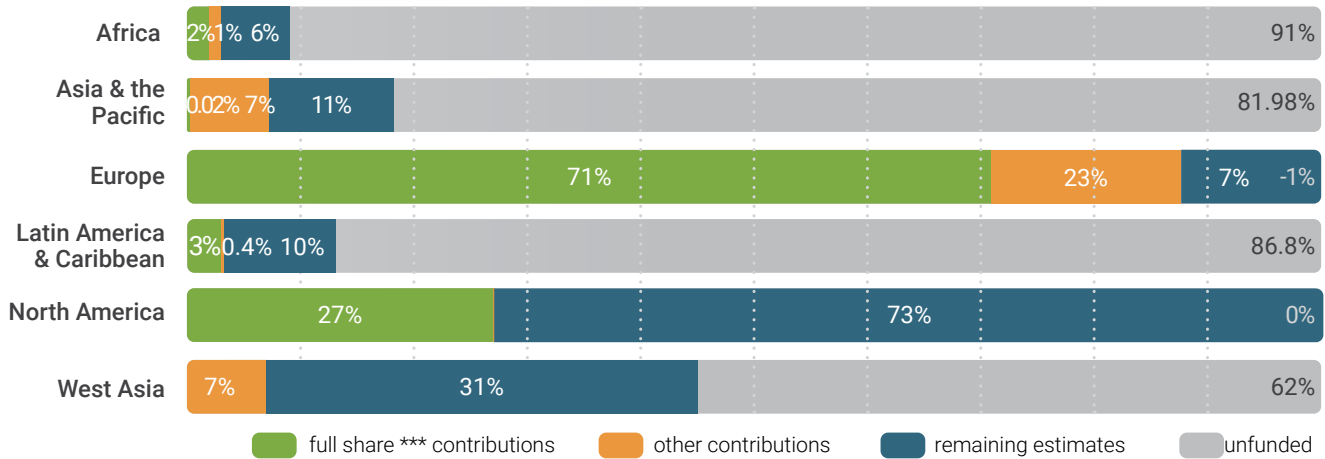
## TOP INCREASES \*\*

Peru	153%	Canada	14%	Belgium*	4%
Australia	81%	Denmark*	13%	United Kingdom*	4%
Norway*	75%	Spain*	11%	Netherlands (KOT)	3%
Republic of Korea*	17%	Guyana	5%	Germany	2%

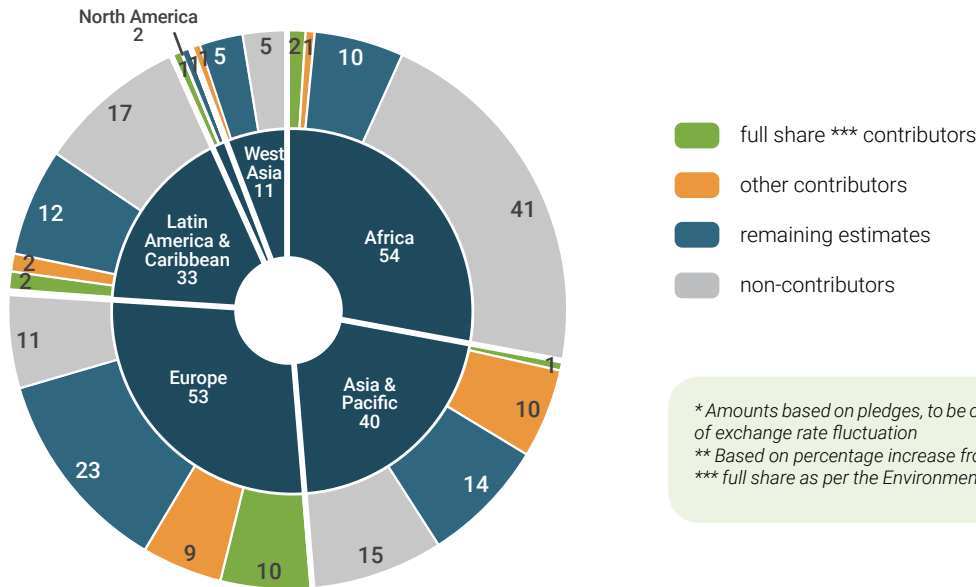


MULTI-YEAR PLEDGES	OTHER CONTRIBUTIONS			
Belgium	Chile	Japan	Micronesia (FSO)	Slovakia
Canada	Croatia	Kazakhstan	Philippines	Thailand
Denmark	Hungary*	Kuwait	Portugal*	Iran (TIRO)*
Netherlands (KOT)	India*	Malaysia	Singapore	Trinidad & Tobago
South Africa				

**CONTRIBUTIONS AT REGIONAL LEVEL**  
(in % of total funds requested)




**NUMBER OF COUNTRIES BY REGION**  
(by status of their contribution)



\* Amounts based on pledges, to be confirmed at the time of payment including possible effect of exchange rate fluctuation  
 \*\* Based on percentage increase from previous year's contribution  
 \*\*\* full share as per the Environment Fund Voluntary Indicative Scale of Contributions (VISIC)

The support from the Environment Fund is vital in enabling UNEP's work to promote environmental law and governance. The recently launched Global Climate Litigation Report: 2023 Status Review shows that people are increasingly turning to the courts to combat the climate crisis – demonstrating the importance of environmental rule of law in addressing the triple planetary crisis of climate change, nature and biodiversity loss, and pollution and waste.







UN Environment Programme  
Environment Fund Report as at 31 July 2023

Region	Member State	2020 Pledges	2020 Paid	Year Paid	2021 Pledges	2021 Paid	Year Paid	Full Share (VISC) 2022	2022 Pledges	2022 Paid	2022 Unpaid	Year Paid	Full Share (VISC) 2023	Month of Pledge	2023 Pledges	Month of Payment	2023 Paid	2023 Unpaid
Africa	Rwanda	-	-		-	-		3,000	-	-	-		3,000		-		-	-
GRULAC	Saint Kitts and Nevis	-	-		-	-		1,355	-	-	-		1,355		-		-	-
GRULAC	Saint Lucia	1,355	1,355	2020	1,355	-		1,355	1,355	1,355	-	2023	1,355		-		-	-
GRULAC	Saint Vincent and the Grenadines	1,355	1,355	2022	-	-		1,355	-	-	-		1,355		-		-	-
Asia&Pacific	Samoa	-	-		-	-		1,355	-	-	-		1,355		-		-	-
WEOG	San Marino	-	-		-	-		2,000	2,000	2,000	-	2022	2,000		-		-	-
Africa	Sao Tome and Principe	-	-		-	-		1,000	-	-	-		1,000		-		-	-
Asia&Pacific	Saudi Arabia	-	-		-	-		1,172,000	500,000	500,000	-	2022	1,172,000		-		-	-
Africa	Senegal	-	-		-	-		7,000	-	-	-		7,000		-		-	-
E-Europe	Serbia	35,000	35,000	2020	35,000	35,000	2021	35,000	35,000	35,000	-	2022	35,000		-		-	-
Africa	Seychelles	-	-		-	-		2,000	2,000	2,000	-	2022	2,000		-		-	-
Africa	Sierra Leone	-	-		-	-		1,000	-	-	-		1,000		-		-	-
Asia&Pacific	Singapore	50,000	50,000	2020	50,000	50,000	2021	485,000	50,000	50,000	-	2022	485,000	Dec-22	50,000	Jan-23	50,000	-
E-Europe	Slovakia*	115,850	115,850	2020	121,540	121,540	2020	153,000	112,640	112,640	-	2021	153,000	Dec-22	105,720	Dec-22	105,720	-
E-Europe	Slovenia	135,000	135,000	2020	135,000	135,000	2020	135,000	135,000	135,000	-	2021	135,000	Oct-22	135,000	Oct-22	135,000	-
Asia&Pacific	Solomon Islands	1,000	1,000	2020	-	-		1,000	-	-	-		1,000		-		-	-
Africa	Somalia	-	-		1,000	1,000	2021	1,000	-	-	-		1,000		-		-	-
Africa	South Africa	10,000	10,000	2020	10,000	10,000	2021	272,000	10,000	10,000	-	2022	272,000	Jan-23	10,000		-	10,000
Africa	South Sudan	-	-		-	-		6,000	-	-	-		6,000		-		-	-
WEOG	Spain*	-	-		1,623,475	1,623,475	2021	2,146,000	1,278,406	1,278,406	-	2022	2,146,000	May-23	1,423,877		-	1,423,877
Asia&Pacific	Sri Lanka	41,850	41,850	2020	41,850	41,850	2021	44,000	44,000	44,000	-	2022	44,000		-		-	-
Africa	Sudan	-	-		-	-		10,000	-	-	-		10,000		-		-	-
GRULAC	Suriname	5,000	5,000	2022	-	-		5,000	-	-	-		5,000		-		-	-
WEOG	Sweden	4,409,570	4,409,570	2020	5,053,036	5,053,036	2021	5,053,036	5,053,036	5,053,036	-	2022	5,053,036	Jun-23	3,857,903	Jun-23	3,857,903	-
WEOG	Switzerland	4,020,000	4,020,000	2020	4,021,150	4,021,150	2021	4,021,150	4,027,880	4,027,880	-	2022	4,021,150	Feb-23	4,021,150		-	4,021,150
Asia&Pacific	Syrian Arab Republic	-	-		-	-		11,000	-	-	-		11,000		-		-	-
Asia&Pacific	Tajikistan	-	-		-	-		4,000	-	-	-		4,000		-		-	-
Asia&Pacific	Thailand	23,885	23,885	2020	25,000	25,000	2021	307,000	21,956	21,956	-	2022	307,000	Dec-22	20,872	Dec-22	20,872	-
Asia&Pacific	the Islamic Republic of Iran	58,791	-		58,791	-		398,000	58,000	-	58,000		398,000	Feb-23	58,000		-	58,000
Africa	the United Republic of Tanzania	-	-		-	-		10,000	10,000	10,000	-	2022	10,000	Feb-22	10,000		-	10,000
Asia&Pacific	Timor-Leste	-	-		-	-		4,065	4,065	4,065	-	2022	4,065		-		-	-
Africa	Togo	-	-		-	-		2,000	-	-	-		2,000		-		-	-
Asia&Pacific	Tonga	-	-		-	-		1,000	-	-	-		1,000		-		-	-
GRULAC	Trinidad and Tobago	5,000	5,000	2021	5,000	5,000	2021	40,000	15,000	15,000	-	2022	40,000	Oct-22	15,000	Jan-23	15,000	-
Africa	Tunisia	-	-		-	-		25,000	-	-	-		25,000		-		-	-
WEOG	Türkiye	-	-		-	-		1,371,000	-	-	-		1,371,000		-		-	-
Asia&Pacific	Turkmenistan	-	-		-	-		33,000	-	-	-		33,000		-		-	-
Asia&Pacific	Tuvalu	1,000	1,000	2020	1,379	1,379	2020	1,355	-	-	-		1,355		-		-	-
Africa	Uganda	8,000	8,000	2022	8,000	8,000	2022	8,000	-	-	-		8,000		-		-	-
E-Europe	Ukraine	-	-		-	-		57,000	-	-	-		57,000		-		-	-
Asia&Pacific	United Arab Emirates	-	-		-	-		616,000	-	-	-		616,000		-		-	-
WEOG	United Kingdom of Great Britain and Northern Ireland*	4,092,000	4,092,000	2020	4,578,090	4,578,090	2021	4,578,090	4,461,960	4,461,960	-	2022	4,578,090	Jul-23	4,649,682		-	4,649,682
WEOG	United States of America	8,100,000	8,100,000	2020	6,615,000	6,615,000	2021	-	7,600,000	7,600,000	-	2022	-		-		-	-
GRULAC	Uruguay	76,450	76,450	2021	76,450	76,450	2022	87,000	87,000	87,000	-	2022	87,000		-		-	-
Asia&Pacific	Uzbekistan	-	-		-	-		32,000	-	-	-		32,000		-		-	-
Asia&Pacific	Vanuatu	-	-		-	-		1,000	-	-	-		1,000		-		-	-
GRULAC	Venezuela (Bolivarian Republic of)	-	-		-	-		728,000	-	-	-		728,000		-		-	-
Asia&Pacific	Viet Nam	10,000	10,000	2021	10,000	10,000	2021	77,000	10,000	10,000	-	2022	77,000		-		-	-
Asia&Pacific	Yemen	-	-		-	-		10,000	-	-	-		10,000		-		-	-
Africa	Zambia	-	-		-	-		9,000	-	-	-		9,000		-		-	-
Africa	Zimbabwe	-	-		-	-		6,000	-	-	-		6,000		-		-	-
	<b>Total</b>	<b>74,507,590</b>	<b>74,446,089</b>		<b>78,817,857</b>	<b>78,653,646</b>		<b>112,847,419</b>	<b>81,142,322</b>	<b>80,952,167</b>	<b>190,155</b>		<b>112,847,419</b>		<b>70,967,837</b>		<b>31,515,199</b>	<b>39,452,638</b>
	<b>No. of member states</b>	<b>90</b>	<b>88</b>		<b>85</b>	<b>80</b>		<b>192</b>	<b>86</b>	<b>81</b>	<b>5</b>		<b>192</b>		<b>39</b>		<b>26</b>	<b>14</b>

\* Member States paying in local currency

<b>UN Region</b>	<b>Description</b>
Africa	Africa Group
Asia&Pacific	Asia-Pacific Group
E-Europe	Eastern European Group
	Western European and Others
WEOG	Group
	Latin American and Caribbean
GRULAC	Group