

The Environment Fund is a true green investment – and benefits all nations.

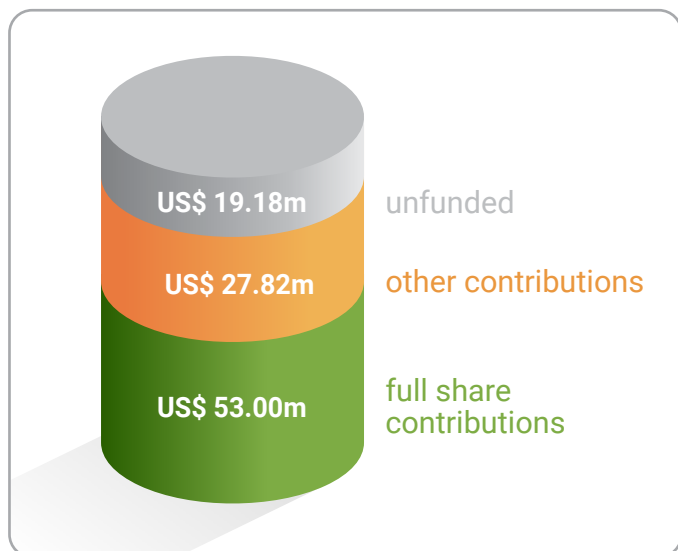


ENVIRONMENT FUND

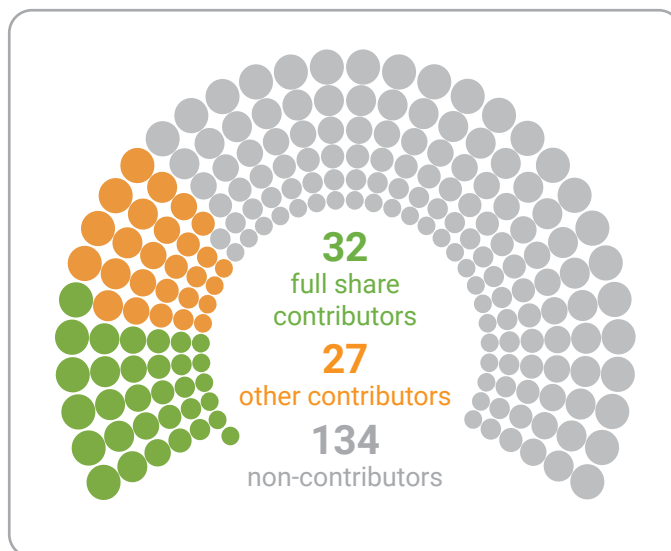
2023 CONTRIBUTIONS AS AT 31 OCTOBER 2023



INCOME vs UNFUNDED BALANCE of US\$ 100m budget



NUMBER AND CATEGORY OF MEMBER STATE CONTRIBUTORS out of 193



TOP 15 CONTRIBUTIONS

1	Norway	\$12.3m	6	Denmark	\$7.2m	11	Canada	\$2.8m
2	Netherlands (KOT)	\$8.6m	7	United Kingdom	\$4.5m	12	Finland	\$2.3m
3	Germany	\$8.1m	8	Belgium	\$4.2m	13	Spain*	\$1.6m
4	United States of America*	\$7.6m	9	Switzerland	\$4.0m	14	China	\$1.3m
5	France	\$7.6m	10	Sweden	\$3.9m	15	Australia	\$1.0m

CONTRIBUTIONS ABOVE FULL SHARE ***

Canada	Denmark	Kenya	Micronesia (FSO)	Monaco*	Norway	Peru
--------	---------	-------	------------------	---------	--------	------


CONTRIBUTIONS EQUAL TO FULL SHARE ***

Albania	Dominican Republic*	Iceland	Mauritius	Seychelles
Belgium	Eritrea	Ireland	Netherlands (KOT)	Slovenia
Bosnia and Herzegovina	Fiji	Jamaica	New Zealand	Switzerland
Bulgaria*	France	Jordan	Panama	Tanzania (TURO)*
Cyprus	Guyana	Latvia	Saint Lucia*	United Kingdom

TOP INCREASES **

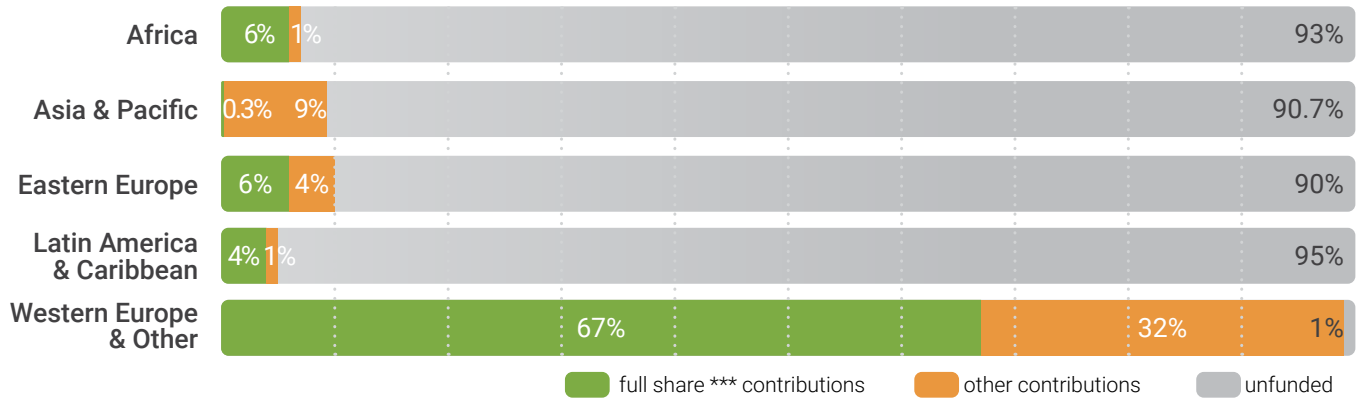
Bulgaria*	820%	Spain*	27%	Guyana	5%
Peru	153%	Micronesia (FSO)	16%	Netherlands (KOT)	3%
Australia	81%	Republic of Korea	16%	Germany	2%
Norway	76%	Canada	14%	United Kingdom	1%
Kenya	33%	Denmark	10%	Austria	1%

we all have a responsibility to **do our share** for the environment

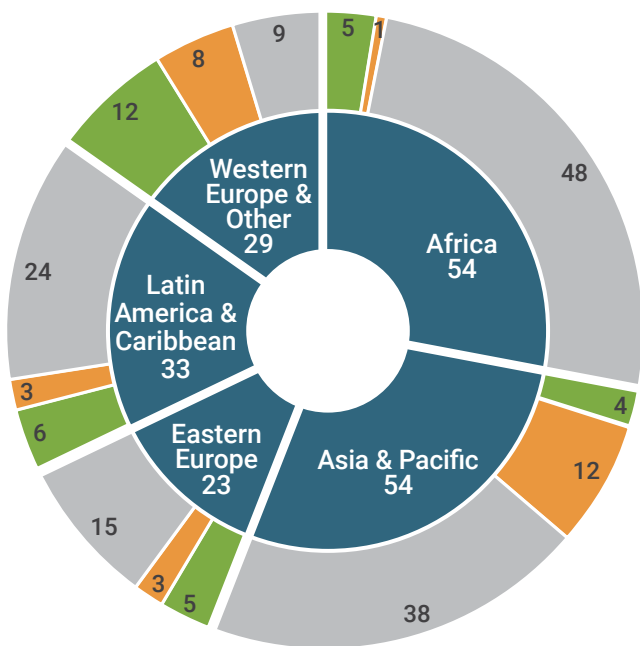


MULTI-YEAR PLEDGES	COMEBACKS	OTHER CONTRIBUTIONS				
Belgium Canada Denmark Monaco Netherlands (KOT) South Africa	Honduras Jamaica Kenya Panama	Chile Croatia Hungary India*	Indonesia Japan Kazakhstan Kuwait	Malaysia Philippines Portugal Singapore	Slovakia South Africa* Thailand Iran* (TIRO)	Trinidad & Tobago

CONTRIBUTIONS AT REGIONAL LEVEL (in % of total funds requested)



NUMBER OF COUNTRIES BY REGION (by status of their contribution)



- full share *** contributors
- other contributors
- non-contributors

* Amounts based on pledges, to be confirmed at the time of payment including possible effect of exchange rate fluctuation
 ** Based on percentage increase from previous year's contribution
 *** full share as per the Environment Fund Voluntary Indicative Scale of Contributions (VISIC)

USA does not participate in VISIC and is not a member of any regional group. However, since USA attends Western Europe & Other Group meetings as an observer, their contributions are reported as part of the WEOG summary.

The UNEP **Adaptation Gap Report** series provides an annual, science-based assessment of the global progress on adaptation planning, financing, and implementation – and has become an important element of the UN Framework Convention on Climate Change COPs. The recently published 2023 edition, “Underfinanced. Underprepared - Inadequate investment and planning on climate adaptation leaves world exposed” was made possible with the support of the Environment Fund.

