

**Republic of Iraq  
Ministry of Planning  
Central Statistical Org.**

**Poultry report for 2011**

**Agricultural statistics directorate  
May 2011**

## Index

<b>Subject</b>	<b>Page</b>
Introduction	1
Methodology	1
Results analysis	2
Statistical tables	
Table(1):Quantity of live broiler chickens in Iraq for (2006-2011)	4
Table(2): Quantity & value of live broiler chickens by sector in Iraq for 2011	5
Table(3): Quantity of eggs in Iraq for (2006- 2011)	6
Table(4): Quantity & value of eggs by sector in Iraq for 2011	7
Table(5):Number of poultry Projects licensed, productive, Under construction and stalled by sector in Iraq for 2011	8
Table(6):Number of poultry projects by years of operating, specialisation and sector in Iraq for 2011	8
Table(7):Number of productive poultry projects by specialisation and sector at governorate level for 2011	9
Table(8):Average number of halls, area of building and halls of productive poultry projects by sector in Iraq for 2011	10
Table(9):Number of productive broiler chickens projects, sold chickens and weight per chicken in sale and average cost of live broiler chickens in Iraq for (2006-2011)	10
Table(10):Average number of chickens groups, sold chickens, average weight per chicken and quantity and value of broiler chickens by sector at governorate level for 2011	11
Table(11): Total costs and revenues of broiler chickens production projects by sector in Iraq for 2011	14
Table (12): Average cost and revenue per broiler chicken by sector in Iraq for 2011	15
Table(13): Average cost& revenue per kilogram of broiler chickens by sector in Iraq for 2011	16
Table(14): Average number of chickens groups ,sold chickens, weight per chicken, quantity &value of breeding chickens by sector at governorates level for 2011	17
Table(15): Quantity of table and hatching eggs of productive breeding chickens projects at governorate level for 2011	18
Table(16):Total costs of breeding chickens production by sector in Iraq for 2011	20
Table (17):Total revenues of breeding chickens production by sector in Iraq for 2011	20
Table(18):Average cost and revenue per breeding chicken by sector in Iraq for 2010	21
Table(19):Average cost & revenue per kilogram of breeding chicken by sector in Iraq for 2010	21
Table(20):Number of incubators and hatching devices, designed capacity per group and value of additions at governorate level for 2011	22
Table(21):Total cost and revenue of hatching projects by sector in Iraq for 2011	23
Table(22):Total of wages & expenditures for hatching projects by sector in Iraq for 2011	23

## Index

Subject	Page
<b>Livestock projects</b>	
Table(23):Number of public projects sold & rented by specialization at governorate level for 2011	24
Table (24): Number of workers, workers' wages, value of additions to assets, value of inputs and the revenues at governorates level for 2011	25
Table (25): Number and value of chickens production of all kinds at governorate level for 2011	26
Table (26): Quantity and value of eggs production of all kinds at governorate level for 2011	27
Table (27): Number and value of chicks (all kinds) at governorate level for 2011	28
<b>Figures</b>	
Figure (1): Quantity of live broilers chickens in Iraq for (2006- 2011)	4
Figure (2): Quantity of live broilers by sector in Iraq chickens for 2011	5
Figure (3): Quantity of table eggs in Iraq for (2006- 2011)	6
Figure (4): Quantity of table eggs by sector in Iraq for 2011	7
<b>Maps</b>	
Map (1): Quantity of broiler Chickens production at governorates Level For 2011	13
Map (2): Quantity of table eggs production of private sector by governorate for 2011	19

## **Introduction**

**Agricultural Statistics Directorate accomplished its report on poultry farms in Iraq for 2011. The results had extracted from poultry farms survey of broilers, breeding & Hatching for all sectors private, public and livestock projects (public projects rented and sold) which is related to the canceled State Organization for Poultry that its ownership transferred to private and mixed sectors. The data had collected depending on documented data in formal files.**

## **Methodology**

**This survey used stratified random sample to extract the indicators of private broiler chicken projects for the governorates which have more than (100) projects because of the difference in poultry farms production size for broiler chickens as a result of this the (N) divided into identical strata in which halls area variable was adopted in classification as below:**

- First group less than 900 m<sup>2</sup>.**
- Second group 900 m<sup>2</sup> and less than 1800m<sup>2</sup>.**
- Third group 1800 m<sup>2</sup> and less than 3000 m<sup>2</sup>.**
- Fourth group 3000 m<sup>2</sup> and less than 6000 m<sup>2</sup>.**
- Fifth group 6000 m<sup>2</sup> and more.**

**The selected sample size for 2011 that related to private activity for selected governorates (Nineveh, Diala, Al-Anbar, Baghdad, Babylon, Wasit, Salah Al-Deen, Al-Qadisiya, Al-Muthanna) (555) projects from (1602) percentage (34.6%) while the other governorates had used comprehensive survey for broilers chickens project that related to private sector in this governorates which is about (294) projects. Behind of this background work size was (849) projects from (1896) of broilers chickens project for private sector in Iraq percentage (44.8%).**

## Results analysis:

### 1st. Broilers Chicken (alive)

Iraq product was estimated (87156) ton for 2011 with increase (34344) ton of gross Iraq product for 2010 which was (52812) ton with increase percentage (65.0%) this is because increase in number of projects for this year percentage (21.8%) & the stability of security situation.

### Poultry farms survey

- Private sector project production was estimated (86977) ton percentage (99.8%) of Iraq gross product while public sector was estimated (179) ton percentage (0.2%) of Iraq gross product this shows that product focus on private sector which is consistent with the state policy to support private sector.  
Public sector contribution was insignificant and the gross product doesn't meet with the need of local markets and the deficit was filled through import. Consumption average per person (0.4) kg monthly by IHSES for 2007 and after weighting with Iraq population for 2011 consumption was estimated (138855) ton while the domestic product (87156) ton with deficit (51699) ton and percentage (37.2%) and sufficient product (62.8%) only.
- Cost of one kilo was estimated (2328) (ID/ kg) this cost is very adequate with prevailing prices in local markets which provide a reasonable profit for meat producers and mediators that balanced with the consumer price.
- Number of halls of one project was estimated (2) halls and average of hall area (700) m<sup>2</sup> while project construction was estimated (1300) m<sup>2</sup> in Iraq.
- Average number of broilers chickens group in one project (3) for 2011 (private/ public sector) and (5) groups respectively. Weight average of fowl after broiling (1923) kg in private sector projects & (1598) kg in public projects.
- Dead Chicks was estimated to the chicks that bought for broiling for 2011(14.9%) in private sector and (7.4%) in public sector and the percentage in lifeless was very high in comparison with world rates the reason behind this was (IB) disease which is kind of bird flu, Newcastle disease and other.
- Cost of project for 2011 was estimated (202862) million dinar with increase (67.0%) for 2010 which estimated (121464) million dinar while

the project revenues was estimated (256466) million dinar with increase (58.8%) for 2010 estimated (161473).

## **2nd. Table Eggs**

Amount of eggs in Iraq was estimated (1018.8) million eggs for 2011 with increase (92.6) million eggs of Iraq gross product for 2010 which estimated (926.2) million eggs with percentage (10.0%).

### **A. Poultry farms survey**

Amount of eggs in private sector was estimated (731.8) million eggs with percentage (71.8%) of Iraq gross product. Average consumption per person was estimated (11.4) eggs monthly and after weighting with Iraq population for 2011 the consumption was estimated (3957.4) million eggs while the domestic product was estimated (1018.8) million eggs with deficit (2939) million eggs percentage (74.3%) of domestic product & Sufficient product was estimated (25.7%) only.

### **B. Domestic breeding chickens**

Domestic breeding chickens production was estimated (254.0) million eggs percentage (25.0%) of Iraq gross product. The amount of eggs was estimated in depend on consumption average per person of eggs which estimated (0.7318) eggs monthly by IHSES for 2007 weighted with Iraq population.

### **C. Livestock projects**

Livestock projects production was estimated (33) million eggs with percentage (3.2%) of Iraq gross production.

## **3rd. Number of poultry project**

### **A. Poultry farms survey**

Number of licensed project in Iraq (5574) for 2011 and number of productive project was estimated (2085) percentage (37.4%) they are (1884) for broiling, (45) hatching and (161) breeding, Number of projects under construction (547) percentage (9.8%) and number of out of action projects (2942) percentage (52.8%).

### **B. Livestock projects (sold & rented)**

Public project sold & rented was estimated (4) they are (2) for breeding, (1) broiling and (1) had other assignment (sheep, cow, goats... etc.). There is projects had more than one specialization.

**Note: KRG is excluded.**

# **Statistical tables**

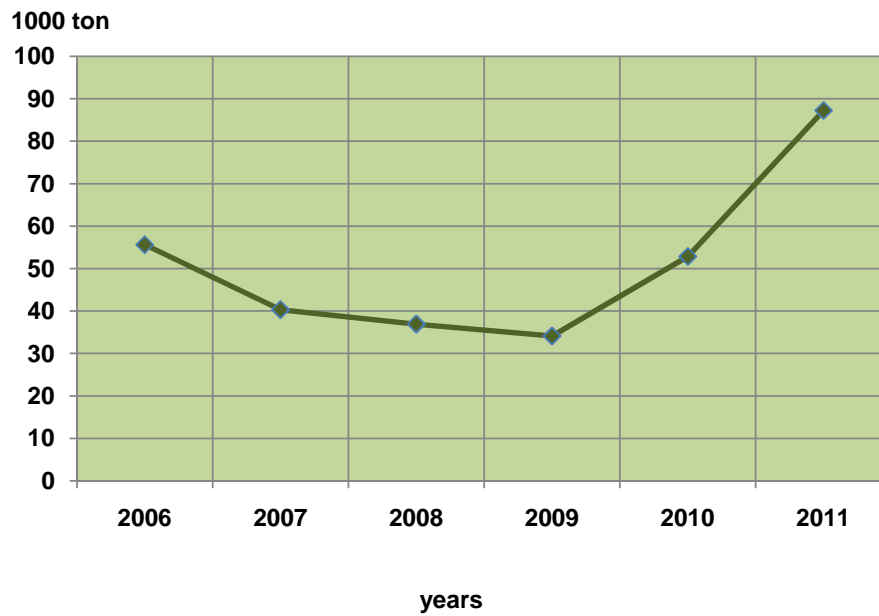
**Table (1)**

**Quantity of live broiler chickens for (2006-2011) in Iraq**

year	Quantity of live broilers chickens (1000)ton	Annual Change Rate (%)
2006	55.6	-
2007	40.3	-27.5
2008	36.9	-8.4
2009	34.1	-7.6
2010	52.8	54.8
2011	87.2	65.2

**figure (1)**

**Quantity of live broiler chickens for (2006-2011) in Iraq**

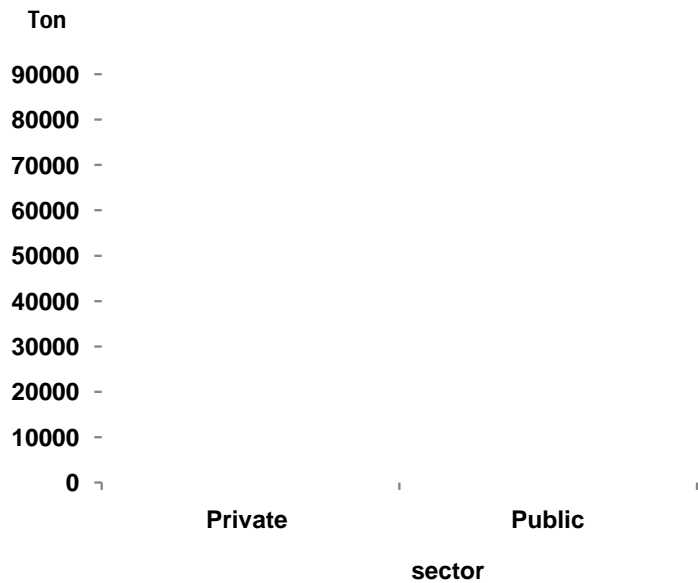




**Table (2)**  
**Quantity & value of live broiler chickens by sector in Iraq for 2011**

Details	Government projects sold & rented	Private	Public	Total
Quantity (ton)	-	86977	179	87156
Value (1000) ID	-	252896371	544227	253440598

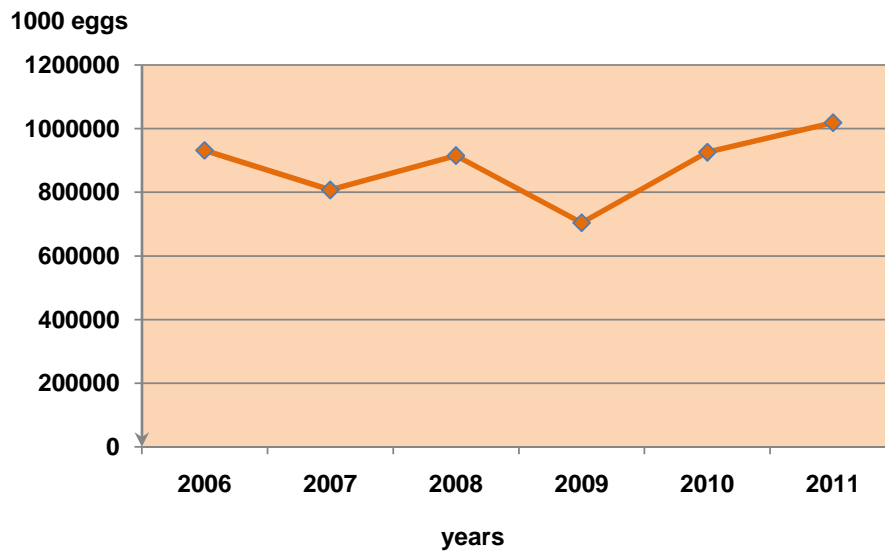
**figure (2)**  
**Quantity of live broiler chickens by sector in Iraq for 2011**



**Table (3)**  
**Quantity of table eggs in Iraq for (2006- 2011)**

Year	Quantity of eggs (1000)eggs	Change Rate(%)
2006	932051	-
2007	807729	-13.3
2008	915594	13.4
2009	704652	-23.0
2010	926213	31.4
2011	1018834	10.0


**Figure (3)**  
**Quantity of table eggs in Iraq for (2006- 2011)**



**Table (4)**  
**Quantity & value of table eggs by sector in Iraq for 2011**

Details	Public projects sold & rented	Private	Public	Domestic breeding	Total
Number of eggs (1000) egg	32977	731821	-	254036	1018834
Value (1000) ID	4067577	97557198	-	38105400	139730175

**Figure (4)**  
**Quantity of table eggs by sector in Iraq for 2011**



**Table (5)**  
**Number of poultry Projects licensed, productive, under construction and stalled by sector in Iraq for 2011**

Projects	Productive projects	Percentage %	Under construction projects	Percentage %	Stalled projects	Percentage %	Total
Private	2082	37.5	547	9.8	2926	52.7	5555
Public	3	15.8	-	-	16	84.2	19
<b>Total</b>	<b>2085</b>	<b>37.4</b>	<b>547</b>	<b>9.8</b>	<b>2942</b>	<b>52.8</b>	<b>5574</b>

**Table (6)**  
**Number of poultry projects by years of operating, Specialization and sector in Iraq for 2011**

Year of operating	Specialization	Sector		Total
		Private	Public	
Before 1980	Broiler Chickens	107	1	108
	Hatching	1	-	1
	Breeding	6	-	6
1980-1990	Broiler Chickens	725	2	727
	Hatching	26	-	26
	Breeding	55	-	55
1991-2002	Broiler Chickens	626	-	626
	Hatching	7	-	7
	Breeding	71	-	71
2003-2011	Broiler Chickens	423	-	423
	Hatching	11	-	11
	Breeding	29	-	29
Total until 31/12/2011	Broiler Chickens	1881	3	1884
	Hatching	45	-	45
	Breeding	161	-	161

**Table (7)**  
**Number of productive poultry projects by Specialization , sector at governorate level in**  
**Iraq for 2011**

Governorates	Private			Public			Total
	Broiler Chickens	Hatching	Breeding	Broiler Chickens	Hatching	Breeding	
Nineveh*	126	7	5	-	-	-	137
Kirkuk	48	-	-	-	-	-	48
Diala*	267	5	18	-	-	-	290
Anbar*	108	2	10	-	-	-	120
Baghdad*	280	7	109	-	-	-	396
Babylon*	314	13	5	1	-	-	331
Kerbela	101	2	2	-	-	-	105
Wasit*	101	4	2	-	-	-	107
Salah Al-Deen*	157	2	6	-	-	-	164
Najaf	49	-	-	1	-	-	50
Qadisiya*	132	1	2	-	-	-	135
Muthanna*	109	2	1	-	-	-	111
Thi-Qar	42	-	1	1	-	-	44
Misan	25	-	-	-	-	-	25
Basrah	22	-	-	-	-	-	22
<b>Total</b>	<b>1881</b>	<b>45</b>	<b>161</b>	<b>3</b>	<b>-</b>	<b>-</b>	<b>2085</b>

\* indicators available from survey sample besides some projects had more than one specialization

**Table (8)**

**Average number of halls, area of building and halls of productive poultry projects by sector in Iraq**

<b>Details</b>	<b>Private</b>	<b>Public</b>	<b>Average</b>
<b>Average number of halls per project</b>	<b>2</b>	<b>4</b>	<b>2</b>
<b>Average area of land per project (m<sup>2</sup>)</b>	<b>5700</b>	<b>4500</b>	<b>5700</b>
<b>Average area of building per project (m<sup>2</sup>)</b>	<b>1300</b>	<b>2400</b>	<b>1300</b>
<b>Average area per hall (m<sup>2</sup>)</b>	<b>700</b>	<b>600</b>	<b>700</b>

**Table (9)**

**Number of productive broiler chickens projects, sold chickens and weight per chicken in sale and average cost of live broiler chickens in Iraq for (2006-2011)**

<b>Year</b>	<b>Number of productive broiler chickens</b>	<b>Number of sold chickens (1000) chicken</b>	<b>Average weight per chicken in sale (gram)</b>	<b>Quantity of sold chickens (1000) ton</b>	<b>Average cost of live broiler chickens (ID/kg)</b>
<b>2006</b>	<b>1594</b>	<b>32113</b>	<b>1730</b>	<b>55.6</b>	<b>1855</b>
<b>2007</b>	<b>1196</b>	<b>23173</b>	<b>1747</b>	<b>40.3</b>	<b>2197</b>
<b>*2008</b>	<b>1230</b>	<b>-</b>	<b>-</b>	<b>36.9</b>	<b>-</b>
<b>*2009</b>	<b>1241</b>	<b>20669</b>	<b>1649</b>	<b>34.1</b>	<b>-</b>
<b>2010</b>	<b>1547</b>	<b>28662</b>	<b>1843</b>	<b>52.8</b>	<b>2331</b>
<b>2011</b>	<b>1884</b>	<b>45336</b>	<b>1922</b>	<b>87.2</b>	<b>2328</b>

\* Estimations

**Table (10)**  
**Average Number of chickens groups, sold chickens, average weight per chicken and quantity,**  
**value of broiler chickens by sector at governorate level for 2011**

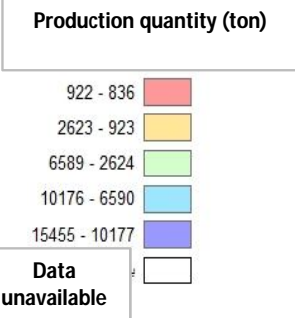
<b>Governorate</b>	<b>Sector</b>	<b>Number of broiler chickens projects</b>	<b>Average number of groups of chickens in year</b>	<b>Number of sold chickens (1000)</b>	<b>Average weight (gram)</b>	<b>Quantity of sold chickens (ton)</b>	<b>Value of sold chickens (1000) ID</b>
<b>Nineveh</b>	<b>Private</b>	<b>126</b>	<b>3</b>	<b>2564</b>	<b>2570</b>	<b>6589</b>	<b>17950269</b>
	<b>Public</b>	<b>-</b>	<b>-</b>	<b>-</b>	<b>-</b>	<b>-</b>	<b>-</b>
<b>Kirkuk</b>	<b>Private</b>	<b>48</b>	<b>3</b>	<b>1520</b>	<b>2462</b>	<b>3742</b>	<b>11050206</b>
	<b>Public</b>	<b>-</b>	<b>-</b>	<b>-</b>	<b>-</b>	<b>-</b>	<b>-</b>
<b>Diala</b>	<b>Private</b>	<b>267</b>	<b>3</b>	<b>5970</b>	<b>2403</b>	<b>14346</b>	<b>37120561</b>
	<b>Public</b>	<b>-</b>	<b>-</b>	<b>-</b>	<b>-</b>	<b>-</b>	<b>-</b>
<b>Anbar</b>	<b>Private</b>	<b>108</b>	<b>2</b>	<b>1421</b>	<b>1846</b>	<b>2623</b>	<b>7888181</b>
	<b>Public</b>	<b>-</b>	<b>-</b>	<b>-</b>	<b>-</b>	<b>-</b>	<b>-</b>
<b>Baghdad</b>	<b>Private</b>	<b>280</b>	<b>2</b>	<b>8058</b>	<b>1918</b>	<b>15455</b>	<b>39396933</b>
	<b>Public</b>	<b>-</b>	<b>-</b>	<b>-</b>	<b>-</b>	<b>-</b>	<b>-</b>
<b>Babylon</b>	<b>Private</b>	<b>314</b>	<b>3</b>	<b>5895</b>	<b>1724</b>	<b>10163</b>	<b>34103445</b>
	<b>Public</b>	<b>1</b>	<b>2</b>	<b>7</b>	<b>1850</b>	<b>13</b>	<b>44805</b>
<b>Kerbela</b>	<b>Private</b>	<b>101</b>	<b>3</b>	<b>2530</b>	<b>1629</b>	<b>4121</b>	<b>13257874</b>
	<b>Public</b>	<b>-</b>	<b>-</b>	<b>-</b>	<b>-</b>	<b>-</b>	<b>-</b>
<b>Wasit</b>	<b>Private</b>	<b>101</b>	<b>3</b>	<b>2168</b>	<b>1743</b>	<b>3779</b>	<b>11582103</b>
	<b>Public</b>	<b>-</b>	<b>-</b>	<b>-</b>	<b>-</b>	<b>-</b>	<b>-</b>
<b>Salah Al-Deen</b>	<b>Private</b>	<b>157</b>	<b>3</b>	<b>4779</b>	<b>2033</b>	<b>9716</b>	<b>27434588</b>
	<b>Public</b>	<b>-</b>	<b>-</b>	<b>-</b>	<b>-</b>	<b>-</b>	<b>-</b>

Table Con. (10)

Governorate	Sector	Number of Broiler chickens Projects	Average number of groups of chickens in year	Number of Sold chickens (1000)	Average Weight Per Fowl (gram)	Quantity of Sold chickens (ton)	Value of Sold chickens (1000) ID
Najaf	Private	49	4	2183	1623	3543	10482032
	Public	1	5	94	1560	147	445148
Qadisiya	Private	132	3	2534	1657	4199	14028365
	Public	-	-	-	-	-	-
Muthanna	Private	109	3	3030	1547	4687	15456405
	Public	-	-	-	-	-	-
Thi-Qar	Private	42	3	553	1477	817	2816281
	Public	1	4	11	1700	19	54274
Misan	Private	25	4	538	1713	922	2744044
	Public	-	-	-	-	-	-
Basrah	Private	22	5	1481	1536	2275	7585084
	Public	-	-	-	-	-	-
Total	Private	1881	3	45224	1923	86977	252896371
	Public	3	4	112	1598	179	544227
Grand Total		1884	3	45336	1922	87156	253440598



**Map (1)**  
**Production Quantity of Broiler Chickens At Governorate Level For 2011**



**Table (11)**  
**Total Costs and Revenues of Broiler chickens Production projects**  
**by sector in Iraq for 2011**

Details			Private	Public	Total	
<b>Costs</b>	<b>Purchased Chicks</b>	Number of chicks(1000)	53127	121	53248	
		Value(1000) ID	41082010	74700	41156710	
	<b>Used Forage</b>	Quantity (100) tons	1746	25	1771	
		Value(1000) ID	120948702	188040	121136742	
	<b>Wages and Expenditures</b>	Workers	7478755	13000	7491755	
		Water	790473	1400	791873	
		Electricity	960463	1640	962103	
		Fuel	16185790	15300	16201090	
		Disinfectants, vaccine and drugs	11706604	24900	11731504	
		Miscellaneous Expenditures	3387582	2220	3389802	
	<b>Total Costs</b>			<b>202540379</b>	<b>321200</b>	<b>202861579</b>
	<b>No. of Dead Chicks</b>			<b>7903</b>	<b>9</b>	<b>7912</b>
<b>Revenues</b>	<b>Sold chickens</b>	Number of chicks (1000)	45224	112	45336	
		Value(1000) ID	252896372	544227	253440599	
	Value of halls waste		2995782	2230	2998012	
	Other Revenues		27680	-	27680	
<b>Total Revenues</b>			<b>255919834</b>	<b>546457</b>	<b>256466291</b>	

**Table (12)**  
**Average Cost and Revenue Per Broiler chicken By Sector**  
**in Iraq For 2011**

		cost & revenue (ID)		
Details		Private	Public	Average
<b>Costs</b>	Value of purchase	908	667	908
	Value of used forage	2674	1679	2672
	Workers wages	165	116	165
	Water fees	17	13	17
	Electricity fees	21	15	21
	Fuel	358	137	357
	Disinfectants, vaccine and drugs	259	222	259
	Miscellaneous Expenditures	75	20	75
<b>Total costs</b>		<b>4477</b>	<b>2869</b>	<b>4474</b>
<b>Revenues</b>	Value of sale	5592	4859	5590
	Value of halls waste	66	20	66
	Other Revenues	1	-	1
<b>Total Revenues</b>		<b>5659</b>	<b>4879</b>	<b>5657</b>

**Table(13)**  
**Average cost& revenue per kilogram of broiler chickens by sector in Iraq for 2011**

<b>Cost &amp; Revenue(ID)</b>				
<b>Details</b>		<b>Private</b>	<b>Public</b>	<b>Average</b>
<b>Costs</b>	<b>Value of purchase</b>	<b>472</b>	<b>417</b>	<b>472</b>
	<b>Value of fodder consumption</b>	<b>1390</b>	<b>1050</b>	<b>1390</b>
	<b>Workers wages</b>	<b>86</b>	<b>73</b>	<b>86</b>
	<b>Water fees</b>	<b>9</b>	<b>8</b>	<b>9</b>
	<b>Electricity fees</b>	<b>11</b>	<b>9</b>	<b>11</b>
	<b>Fuel</b>	<b>186</b>	<b>85</b>	<b>186</b>
	<b>Disinfectants ,vaccines and drugs</b>	<b>135</b>	<b>139</b>	<b>135</b>
	<b>Miscellaneous expenditures</b>	<b>39</b>	<b>12</b>	<b>39</b>
<b>Total Costs</b>		<b>2328</b>	<b>1793</b>	<b>2328</b>
<b>Revenues</b>	<b>Value of sale</b>	<b>2908</b>	<b>3040</b>	<b>2908</b>
	<b>Value of hall waste</b>	<b>34</b>	<b>13</b>	<b>34</b>
	<b>Other revenues</b>	<b>1</b>	<b>-</b>	<b>1</b>
<b>Total Revenues</b>		<b>2943</b>	<b>3053</b>	<b>2943</b>

Table (14)

Average number of chickens groups ,sold chickens, weight per chickens, quantity &value of breeding chickens by sector at governorates level for 2011

Governorate	Sector	Number of breeding chickens projects	Average number of chickens groups in year	Sold chickens (1000)	Average weight per chicken in sale (gram)	Quantity of sold chickens (ton)	Value of sold chickens (1000) ID
Nineveh	Private	5	2	85	2258	192	375963
	Public	-	-	-	-	-	-
Diala	Private	2	1	48	3650	175	302532
	Public	-	-	-	-	-	-
Al-anbar	Private	10	1	46	2000	92	138591
	Public	-	-	-	-	-	-
Baghdad	Private	12	1	189	1779	336	434223
	Public	-	-	-	-	-	-
Salah-Aldeen	Private	6	1	54	2917	158	304498
	Public	-	-	-	-	-	-
Qadisiya	Private	2	1	19	3550	67	128314
	Public	-	-	-	-	-	-
Muthana	Private	1	2	33	2000	66	125000
	Public	-	-	-	-	-	-
Thi-Qar	Private	1	1	2	1500	3	5750
	Public	-	-	-	-	-	-
Total	Private	39	1	476	2288	1089	1814871
	Public	-	-	-	-	-	-
Total		39	1	476	2288	1089	1814871

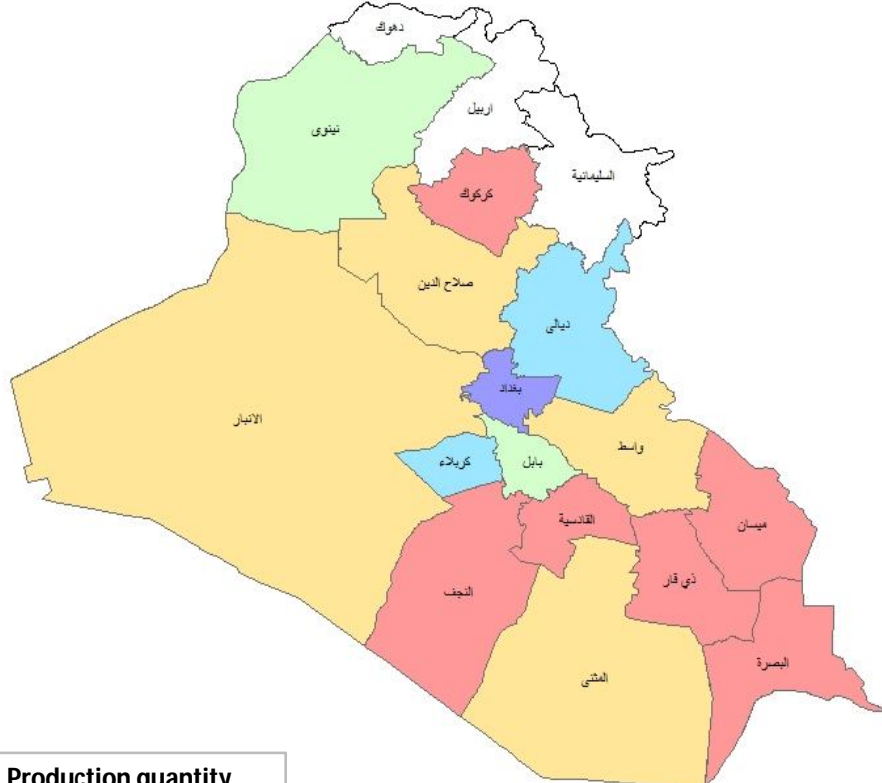
**Table ( 15 )**  
**Quantity of table and hatching eggs of productive breeding**  
**chickens projects at governorate level for 2011**

Quantity (1000) egg

Value (1000)ID

Governorate	Number of breeding chickens projects	Table eggs		Hatching eggs	
		Quantity	Value	Quantity	Value
Nineveh	5	21392	2382200	3033	727920
Diala	14	39198	5834405	8700	2082000
Anbar	10	11342	1701210	-	-
Baghdad	109	587245	77751238	-	-
Babylon	5	20495	3074295	-	-
Kerbela	2	35240	4894444	-	-
Wasit	2	4428	542700	-	-
Salah-aldeen	6	6681	662706	5000	1600000
Qadisiya	2	800	114000	1317	474120
Muthana	1	5000	600000	-	-
<b>Total</b>	<b>156</b>	<b>731821</b>	<b>97557198</b>	<b>18050</b>	<b>4884040</b>

**Map (2)**  
**Production quantity of table eggs of private sector at governorate level for 2011**



Production quantity (1000) eggs	
800 - 0	<span style="color: red;">■</span>
11342 - 801	<span style="color: orange;">■</span>
21392 - 11343	<span style="color: lightgreen;">■</span>
39198 - 21393	<span style="color: lightblue;">■</span>
587245 - 39199	<span style="color: purple;">■</span>
Data unavailable	<span style="color: white; border: 1px solid black;">■</span>



**Table (16)**  
**Total costs of breeding chickens production by sector**  
**in Iraq for 2011**

		Value & Wages (1000) ID			
Details		Private	Public	Total	
<b>Costs</b>	<b>Purchased Chicks</b>	<b>Number of (1000) chicks</b>	1776	-	1776
		value	3068062	-	3068062
	<b>Used Forage</b>	<b>Quantity (ton)</b>	37254	-	37254
		value	23354040	-	23354040
	<b>Wages &amp; expenditures</b>	<b>Number of workers</b>	680	-	680
		workers wages	2206970	-	2206970
		water fees	164950	-	164950
		Electricity fees	163225	-	163225
		Fuel	2219395	-	2219395
		Disinfectants ,vaccines and drugs	946760	-	946760
		Miscellaneous expenditures	493045	-	493045
	<b>Total costs</b>		<b>32616447</b>	<b>-</b>	<b>32616447</b>

**Table (17)**  
**Total revenues of breeding chickens production by sector in Iraq for 2011**

		Value (1000) ID		
Details		Private	Public	Total
<b>Number of dead chicks</b>		124	-	124
<b>sold chickens</b>	<b>Number of chicks(1000)</b>	476	-	476
	Value	1814871	-	1814871
<b>produced Eggs</b>	<b>Number of egg(1000)</b>	749871	-	749871
	Value	102441238	-	102441238
value of halls waste		250726		250726
value of other revenues		19062	-	19062
<b>Total revenues</b>		<b>104525897</b>	<b>-</b>	<b>104525897</b>

\*There are(1176) layer chickens in the farms for next year.



**Table (18)**  
Average cost and revenue per breeding chickens by sector  
in Iraq for 2010

		cost & revenue (ID)		
Details		Private	Public	Average
<b>costs</b>	Purchase value	2001	-	2001
	Value of used forage	13616	-	13616
	workers wages	1475	-	1475
	water fees	176	-	176
	electricity fees	148	-	148
	fuel	1266	-	1266
	Disinfectants, vaccines and drugs	506	-	506
	Miscellaneous expenditures	282	-	282
<b>Total costs</b>		<b>19470</b>	<b>-</b>	<b>19470</b>
<b>Revenues</b>	sale value	3813	-	3813
	Value of halls waste	295	-	295
	Other revenues	53	-	53
	Value of produced eggs	37714	-	37714
<b>Total revenues</b>		<b>41875</b>	<b>-</b>	<b>41875</b>

**Tabel (19)**  
Average cost & revenue per kilogram of breeding  
chickens by sector in Iraq for 2011

		cost & revenue (ID)		
Details		private	Public	average
<b>costs</b>	Purchase value	943	-	943
	value of used forage	6414	-	6414
	Workers wages	695	-	695
	Water fees	83	-	83
	Electricity fees	70	-	70
	fuel	596	-	596
	Disinfectants, vaccines and drugs	238	-	238
	Miscellaneous expenditures	133	-	133
<b>Total costs</b>		<b>9172</b>	<b>-</b>	<b>9172</b>
<b>Revenues</b>	sale value	2007	-	2007
	Value of halls waste	139	-	139
	Other revenues	25	-	25
	Value of produced eggs	18	-	18
<b>Total revenues</b>		<b>2189</b>	<b>-</b>	<b>2189</b>

**Table (20)**

**Number of incubators and hatching devices, designed capacity per group and additions value at governorate level for 2011**

Governorate	Number of Hatching projects	Incubators devices			Hatching devices		
		Number of Devices	Desined capacity per group (1000)eggs	value of additions to the devices (100)ID	Number of Devices	Desined capacity per group (1000)eggs	value of additions to the devices (100)ID
Nineveh	7	56	645	-	24	397	-
Diala	5	8	140	-	5	93	-
Anbar	2	27	517	-	5	95	-
Baghdad	7	43	1298	-	34	1298	-
Babylon	13	138	4897	-	28	960	58
Karbala	2	4	300	-	4	300	-
Wasit	4	18	824	570	18	824	360
Salah Al-Deen	2	24	374	400	6	164	100
Qadisiyah	1	2	34	-	2	34	-
AL-Muthanna	2	7	53	917	2	53	183
<b>Total</b>	<b>45</b>	<b>327</b>	<b>9082</b>	<b>1887</b>	<b>128</b>	<b>4218</b>	<b>701</b>

Table(21)

Total cost and revenue of hatching projects by sector in Iraq for 2011

Quantity and Value(1000)

Details		Private	Public	Total	
Number of projects		45		45	
Number of hatching devices		128	-	128	
Number of incubator devices		327	-	327	
Eggs produced in the farm	Quantity	3728	-	3728	
	Value	1014720	-	1014720	
purchased Eggs	Quantity	94328	-	94328	
	Value	43864042	-	43864042	
Damedged and broken eggs	Quantity	4774	-	4774	
	Value	2104002		2104002	
Eggs sold for hatching	Quantity	-	-	-	
	Value	-	-	-	
Eggs for hatching	Quantity	93282	-	93282	
	Value	42766946	-	42766946	
Eggs damedged after hatching		5981	-	5981	
Number of chicks (1000)	Produced	87301	-	87301	
	Dead	1582	-	1582	
	defaced	2642	-	2642	
	sold	Number	83077	-	83077
		Value	56023990	-	56023990
value of other revenues		4000	-	4000	
Total revenues		56027990	-	56027990	

Table(22)

Total wages &amp; expendituers of hatching projects by sector in Iraq for 2011

Value(1000)ID

Details	Private	Public	Total
Detergents	178350	-	178350
Fuel	1708420	-	1708420
Electricity fees	198820	-	198820
Water fees	37185	-	37185
Building maintainance	151850	-	151850
Tools & Equipments maintainance	308440	-	308440
Purchase cartons	74720	-	74720
Workers wages	954000	-	954000
Other expenditures	155000	-	155000
Total expenditures & wages	3766785	-	3766785

**Livestock projects**  
**Government projects sold & rented**

**Table (23)**  
**Number of public projects sold & rented by specialization**  
**at governorate level for 2011**

Governorate	Number of Projects	specialization			
		Broiler Chickens	Hatching	Breeding	Other
Diala *	1	1	-	1	1
Baghdad	-	-	-	-	-
Wasit	2	-	-	1	1
Babylon	1	-	-	-	1
Karbela		-	-	-	-
Najaf*	-	-	-	-	-
Qadisiyah	-	-	-	-	-
Muthanna	-	-	-	-	-
Misan	-	-	-	-	-
Basrah	-	-	-	-	-
<b>Total</b>	<b>4</b>	<b>1</b>	<b>-</b>	<b>2</b>	<b>3</b>

\*Some of the projects has more than one specialization

Table (24)

Number of workers, wages, value of additions to assets , inputs and other revenues at governorates level

Value (1000) dinar

Governorate	(Broiler Chickens ,breeding and hatching)Projects								Other livestock production projects					
	Workers			Value of additions to assets	Value of inputs		Other expenditures	Other revenues	Workers			Value of additions to assets	Value of inputs	
	Permenant		Wages of temporary workers		Commodity	Service			Permenant		Wages of temporary workers		Commodity	Service
	Number	Wages							Number	Wages				
Diala	68	81900	4800	47457	535333	94574	3304	541556	5	9000	3600	-	-	-
Baghdad	-	-	-	-	-	-	-	-	-	-	-	-	-	-
Wasit	268	482200	-	-	2683311	178450	-	65000	35	41898	1000	715970	1163728	92958
Babylon	-	-	-	-	-	-	-	-	19	29596	13127	7000	212	20810
Kerbela	-	-	-	-	-	-	-	-	-	-	-	-	-	-
Najaf	-	-	-	-	-	-	-	-	-	-	-	-	-	-
Qadisiya	-	-	-	-	-	-	-	-	-	-	-	-	-	-
Muthanna	-	-	-	-	-	-	-	-	-	-	-	-	-	-
Misan	-	-	-	-	-	-	-	-	-	-	-	-	-	-
Basrah	-	-	-	-	-	-	-	-	-	-	-	-	-	-
<b>Total</b>	<b>336</b>	<b>564100</b>	<b>4800</b>	<b>47457</b>	<b>3218644</b>	<b>273024</b>	<b>3304</b>	<b>606556</b>	<b>59</b>	<b>80494</b>	<b>17727</b>	<b>722970</b>	<b>1163940</b>	<b>113768</b>

**Table (25)**  
**Number and value of chickens production of all kinds at governorates level for 2011**  
 Number ( 1000) eggs  
 Value (1000)ID

Governorate	chickens (all kinds)											
	Broiler chickens		Broiler chickens mothers		Layer chickens mothers		Table egg production		Breeding		Not productive chickens (old)	
	Number	Value	Number	Value	Number	Value	Number	Value	Number	Value	Number	Value
Diala		-	-	-	-	-	-	-	-	-	-	-
Baghdad	-	-	-	-	-	-	-	-	-	-	-	-
Wasit	-	-	-	-	-	-	-	-	-	-	165	700000
Babylon	-	-	-	-	-	-	-	-	-	-	-	-
Kerbela	-	-	-	-	-	-	-	-	-	-	-	-
Najaf	-	-	-	-	-	-	-	-	-	-	-	-
Qadisiya	-	-	-	-	-	-	-	-	-	-	-	-
Muthanna	-	-	-	-	-	-	-	-	-	-	-	-
Misan	-	-	-	-	-	-	-	-	-	-	-	-
Basrah	-	-	-	-	-	-	-	-	-	-	-	-
<b>Total</b>	-	-	-	-	-	-	-	-	-	-	165	700000

Table (26)

Quantity and value of eggs production of all kinds at governorates level for 2011

Quantity (1000) eggs

Value (1000) ID

Governorate	Eggs (all kinds)							
	Table egg		Hatching for broiler chickens		Hatching for layer chickens		Liquid	
	Number	Value	Number	Value	Number	Value	Number	Value
Diala	-	-	-	-	-	-	-	-
Baghdad	-	-	-	-	-	-	-	-
Wasit	32977	4067577	-	-	-	-	-	-
Babylon	-	-	-	-	-	-	-	-
Kerbela	-	-	-	-	-	-	-	-
Najaf	-	-	-	-	-	-	-	-
Qadisiya	-	-	-	-	-	-	-	-
Muthanna	-	-	-	-	-	-	-	-
Misan	-	-	-	-	-	-	-	-
Basrah	-	-	-	-	-	-	-	-
<b>Total</b>	<b>32977</b>	<b>4067577</b>	-	-	-	-	-	-



**Table (27)**  
**Number and value of chicks (all kinds) at governorates level for 2011**  
 Number (1000) eggs  
 Value (1000)ID

Governorate	Chicks (all kinds)							
	Layer chickens		Layer chickens mothers		Broiler chickens mothers		Broiler chickens	
	Number	Value	Number	Value	Number	Value	Number	Value
Diala	-	-	-	-	-	-	1285	222305
Baghdad	-	-	-	-	-	-	-	-
Wasit	-	-	-	-	-	-	-	-
Babylon	-	-	-	-	-	-	-	-
Karbela	-	-	-	-	-	-	-	-
Najaf	-	-	-	-	-	-	-	-
Qadisiya	-	-	-	-	-	-	-	-
Muthanna	-	-	-	-	-	-	-	-
Misan	-	-	-	-	-	-	-	-
Basrah	-	-	-	-	-	-	-	-
<b>Total</b>	-	-	-	-	-	-	<b>1285</b>	<b>222305</b>